

A modern office interior with a large conference table, several desks with computers, and office chairs. A semi-transparent banner is overlaid on the image.

LACASSE OFFICE FURNITURE

CALL 201-254-0145 | HALF PRICE SALE ON NOW

LacasseOfficeFurniture.com 201-254-0145

Groupe Lacasse Half Price Sale On Now

Take Half Off the List Prices in this PDF

Call 201-254-0145 Now

Free Layout & Design Service

Quorum Tables



TABLE OF CONTENTS

LACASSE QUICKSHIP PROGRAM..... 2

DIMENSIONAL SPECIALS..... 3

STANDARDIZED SPECIALS..... 3

SPECIFICATIONS..... 4-5

 WORK SURFACES..... 5

 LEGS AND BASES..... 6

 TECHNOLOGY INTEGRATION/ELECTRIFICATION..... 6-7

 TABLES – CONFIGURATION ELEMENTS..... 8-9

 2-LEVEL SHARED TABLES AND TABLE LECTERN..... 10

 MEETING TABLES AND OCCASIONAL TABLES..... 11

 CONFERENCE TABLES WITH PANEL BASE..... 11

 ELECTRIC HEIGHT ADJUSTABLE CONFERENCE TABLES..... 12

 ELECTRIC HEIGHT ADJUSTABLE TABLES..... 13

 MOBILE TRAINING TABLES – V-BASE..... 14

 TRAINING TABLES – T-BASE..... 15

 COMPLEMENTARY FURNITURE..... 15

 2-TONE APPLICATION AND WOOD GRAIN DIRECTION..... 16

 SPECIFICATIONS FOR OPTIONS AND FINISHES..... 16

QUORUM MULTICONFERENCE PRICE LIST 17

 1-SECTION SURFACES – 42" TO 60" W..... 17

 LEGS AND ACCESSORIES FOR 1-SECTION SURFACES – 42" TO 60" W..... 18

 1-SECTION SURFACES – 72" TO 96" W..... 19

 LEGS, BASES AND ACCESSORIES FOR 1-SECTION SURFACES – 72" TO 96" W... 22

 2-SECTION SURFACES – 108" TO 192" W..... 22

 LEGS, BASES AND ACCESSORIES FOR 2-SECTION SURFACES – 108" TO 192" W... 26

 3-SECTION SURFACES – 204" TO 252" W..... 27

 LEGS, BASES AND ACCESSORIES FOR 3-SECTION SURFACES – 204" TO 252" W... 29

 1-SECTION SURFACES FOR VIVA AND TRIA BASES – 96" W..... 30

 VIVA AND TRIA BASES AND ACCESSORIES FOR 1-SECTION SURFACES – 96" W... 30

 2-SECTION SURFACES FOR LONG-SPAN TABLES – 108" TO 192" W..... 31

 LEGS, BASES AND ACCESSORIES FOR LONG-SPAN TABLES..... 32

 2-LEVEL SHARED TABLES – 36" OR 42" D..... 33

 TABLE LECTERN..... 33

 MEETING TABLES..... 34

 MEETING TABLES WITH XTRA BASE..... 35

 OCCASIONAL TABLES..... 35

 CONFERENCE TABLES..... 36

 ELECTRIC HEIGHT ADJUSTABLE CONFERENCE TABLES..... 37

 ELECTRIC HEIGHT ADJUSTABLE TABLES - SELECT (C-BASE)..... 38

 ELECTRIC HEIGHT ADJUSTABLE TABLES - ESSENTIAL (T-BASE)..... 41

 ACCESSORIES FOR ELECTRIC HEIGHT ADJUSTABLE TABLES..... 41

 TRAINING TABLES – V-BASE..... 41

 TRAINING TABLES – T-BASE..... 43

 TRAINING TABLE ACCESSORIES..... 43

 COMPLEMENTARY FURNITURE..... 43

 ELECTRIFICATION..... 45

 SUGGESTIONS..... 46



QUORUM Multiconference is certified LEVEL® 2. LEVEL is an evaluation and certification system for environmentally-preferable and socially-responsible office furniture. For more information visit, www.levelcertified.org.

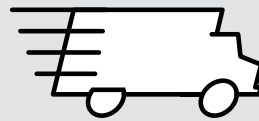


Lacasse products have achieved GREENGUARD GOLD Certification. GREENGUARD Certified products are certified to GREENGUARD standards for low chemical emissions into indoor air during product usage. For more information, visit ul.com/gg.

LACASSE QUICKSHIP PROGRAM*

Products and suggested layouts identified by this pictogram are part of the Lacasse quick delivery program.

* Due to current market conditions, always refer to our Lead-Time Guide for a confirmation of our current Lacasse QuickShip lead-times.



PROGRAM CONDITIONS AND LIMITATIONS:

- Maximum of 35 of each selected item and of each color per order.
- QuickShip products are ready for shipment after reception of a ready-to-process order and delivered on next available trailer.
- High-pressure laminate (HPL) finishes are not part of the QuickShip Program.
- Each time an electrical/communication module option is specified for a product that is part of the QuickShip Program, the module option is also part of the program, with the exception of table centers (CPC, CP2, CPP).

IMPORTANT:

Place QuickShip orders separately from regular orders.

When preparing your QuickShip orders, indicate the code “QS” before the product code or the suggested layout code. (Ex.: QST5NNN-RC4884.)

AVAILABLE OPTIONS AND LAMINATE FINISHES:

Make sure to complete your QuickShip product codes with the option and finish codes that are part of the QuickShip Program. Consult the list of finishes available on QuickShip at www.grounelacasse.com.

“DIMENSIONAL” SPECIALS

Groupe Lacasse offers its clients the possibility of making certain modifications to surface and table dimensions without having to go through the Quotations department. Certain rules apply:

- Dimensional changes are permitted within existing limits.
- No construction change may result from the dimensional change. (Ex.: addition of a base, leg or other component.)
- Refer to the **Dimensional Specials Program on page 4** of the Lacasse general price book for more details.
- If your particular situation is not eligible for the “Dimensional Specials” Program, or for any question regarding “**Dimensional Specials**”, please contact our Specials department at Quotation@groupe-lacasse.com.

“STANDARDIZED” SPECIALS

Addition of a non-standard cut-out for an electrical/communication module

It is possible to add a non-standard cut-out for a table without having to go through the Quotations department.

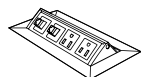
PROCEDURE:

1. Add an “S” before the product code. (Ex.: ST5NNN-RC4884.)
2. Add “GR9” after the product code. (Ex.: ST5NNN-RC4896GR9.)
3. Supply a drawing specifying the exact dimensions of the cut-out and its position on the furniture.
4. Add \$72 to the table’s list price.

Note: For reasons related to structural issues, some requests may have to be modified or refused.

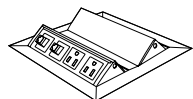
Technology integration

Several electrical/communication modules are available and preconfigured as a standard option. However, many other electrical/communication modules can also be used; to be ordered separately. Refer to the examples below and to the Accessories section of the Lacasse general Price List for all available solutions.



LGC-PC2P

Module with 2 outlets and 2 openings. May accept the connectors shown in this price book’s Electrification section. 72" L (1850 mm) connector cable for wall outlet.



LGC-DPC4P

Double module with 4 outlets and 4 openings. May accept the connectors shown in this price book’s Electrification section. 72" L (1850 mm) connector cable for wall outlet.

PROCEDURE:

1. Add an “S” before the product code. (Ex.: ST5NNN-RC48__.)
2. Replace the dimensions of the standard unit with the required dimensions. (Ex.: ST5NNN-RC4884 becomes ST5NNN-RC4887.)
3. Use the **higher unit price** from the current price list. (Ex.: If the new unit is an ST5NNN-RC4887, the price to use is the one for unit T5NNN-RC4896.)

Tables and furniture with high-pressure laminate (HPL) surface

Tables and furniture may be ordered with an HPL surface.

PROCEDURE:

1. Modify the number after the T at the start of the code, according to the thickness of the desired finish:
If the code begins with T1, replace with T2.
If the code begins with T5, replace with T6. (Ex.: T5NNN-RC4884 becomes T6NNN-RC4884.)
2. **Apply the surcharge** for the modification of the finish, according to the table below:

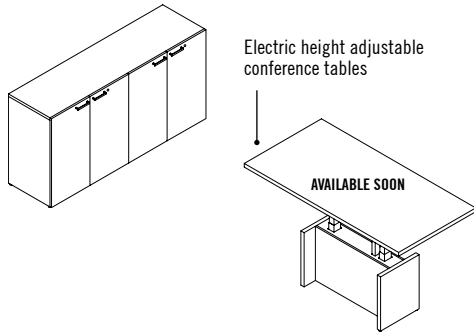
SURFACE WIDTH	UPCHARGE
48" (1200 mm) or less	\$214
Between 54" and 72" (1350 and 1800 mm)	\$268
Between 84" and 96" (2100 and 2400 mm)	\$401
Between 108" and 120" (2700 and 3000 mm)	\$535
Between 132" and 144" (3300 and 3600 mm)	\$668
Between 156" and 192" (3900 and 4800 mm)	\$913
Between 204" and 252" (5100 and 6300 mm)	\$1,202

SPECIFICATIONS

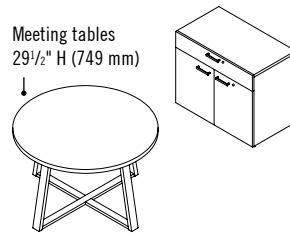
QUORUM MULTICONFERENCE

The QUORUM MULTICONFERENCE collection adapts to the new realities of meetings, presentations and conferences, and impresses with its sophisticated style, ingenious design and smart technology integration. Furthermore, a wide array of dimensions, shapes and features makes the collection adaptable to all situations and day-to-day needs.

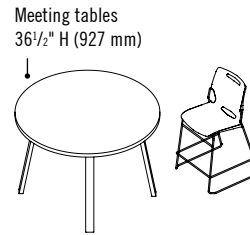
Active meeting



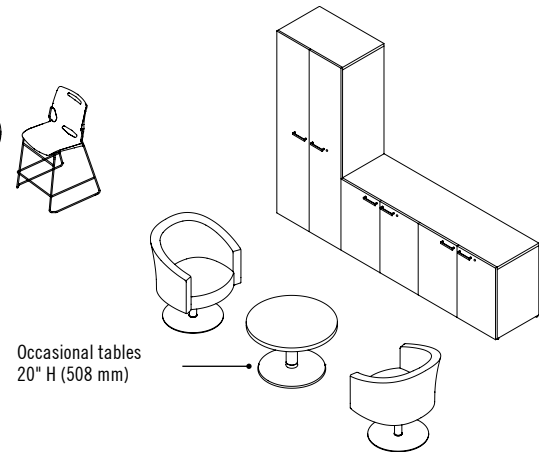
Work room



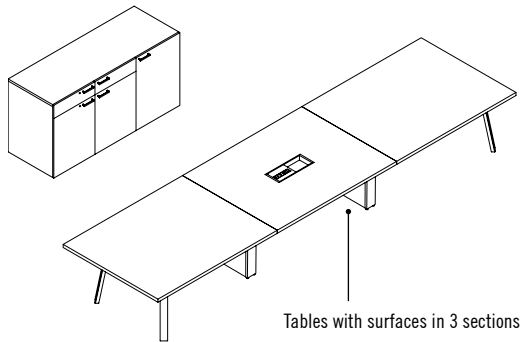
Spontaneous meeting



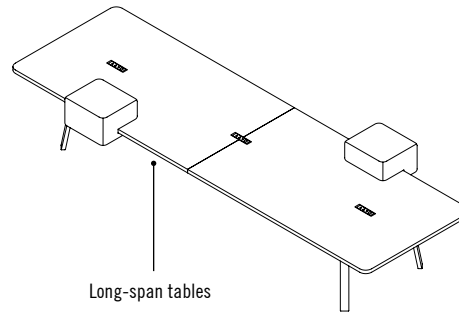
Informal meeting



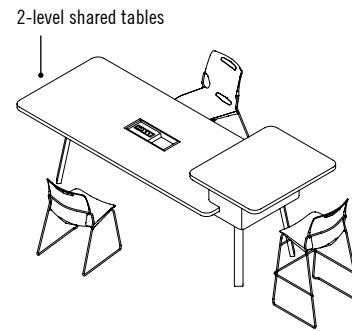
Conference



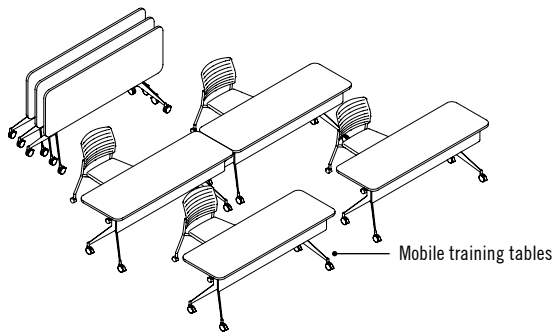
Coworking



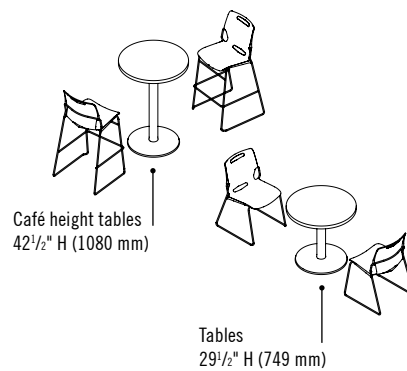
Collaboration



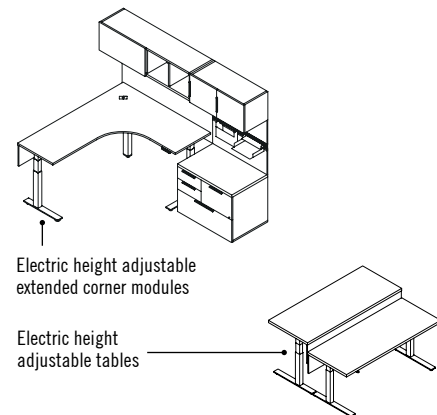
Training - Multifunctional spaces



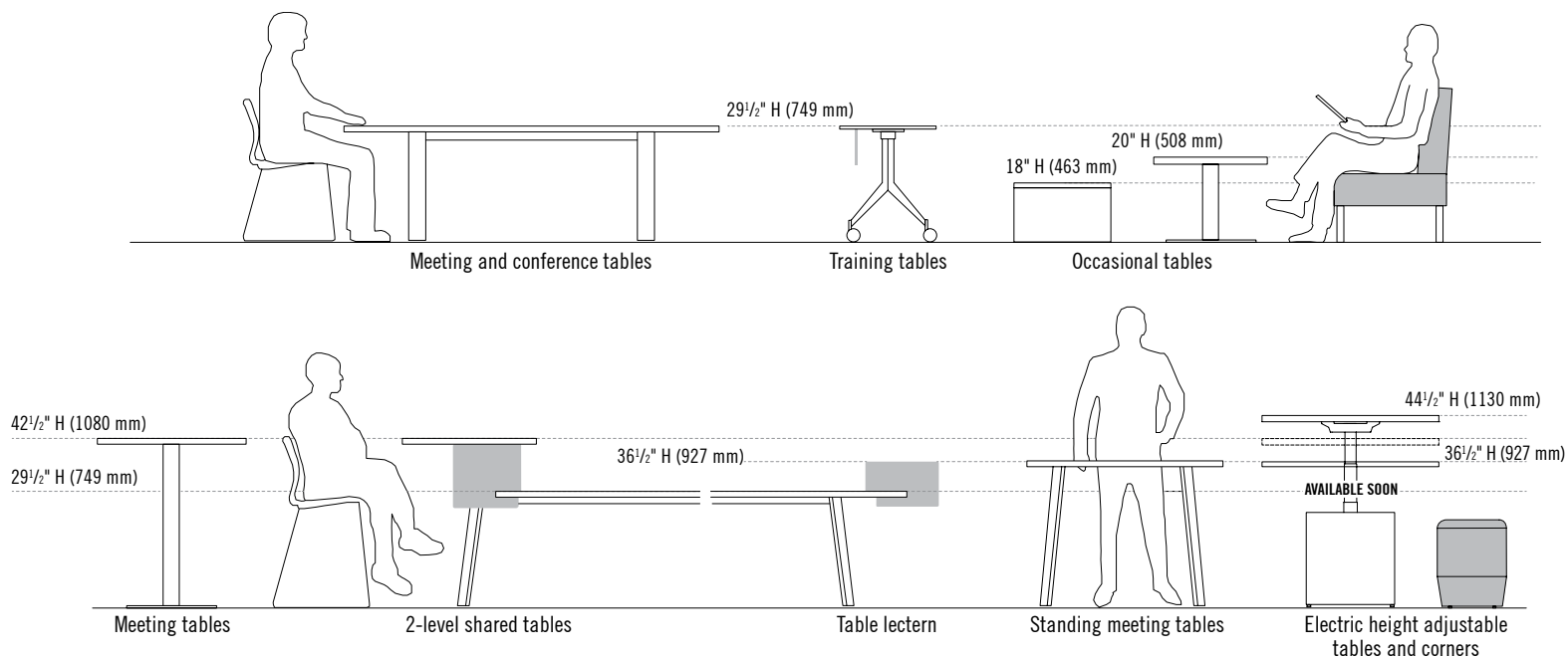
Lounge area



Active office



QUORUM MULTICONFERENCE (cont'd)

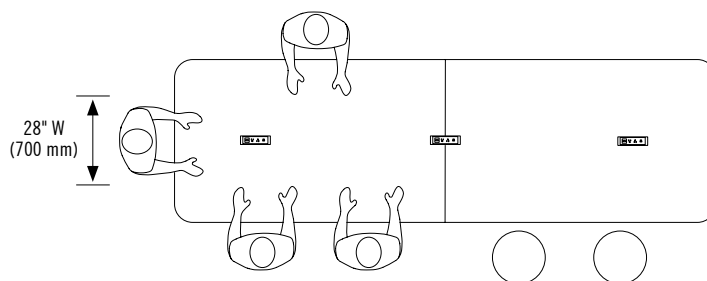


User space

Seating model and desired occupation space (larger or more compact), table surface shape and size and the choice of legs or bases will determine the quantity and arrangement of the seats*.

In the price book, a column specifies, for information purposes, the number of people who can be seated around a table.


*Data based on a 28" W (700 mm) occupation space.




WORK SURFACES

- Thermofused laminate panel, 2-sided scratch-resistant finish (45 lb/ft³).
- Work surface 1 1/2" (38 mm) thick, unless otherwise noted.
- For surfaces in 2 or 3 sections, the same finish is applied to all sections. No two-tone application possible.
- Work surfaces also available in high-pressure laminate (HPL), adding 1/16" (1,5 mm) to thickness.
- Plastic polymer edgebanding 3/32" (2 mm) thick.
- Work surface 1 1/2" (38 mm) thick, unless otherwise noted, with smooth (N) or knife edge (K)*.
- Smooth edge in a color matching that of the work surface's finish (N) or with a contrasting accent in Black (K), Silver (S) or White (W), unless otherwise noted.
- Knife edge in a color matching that of the work surface's finish (N) or with a contrasting accent in Black (K), Silver (S) or White (W).

* Knife edge can be applied to square, rectangular or A-shaped work surfaces. Available in all work surface finishes except Anthracite Grey (GAN), Frost (GVR) and Willow Grey (WGR).



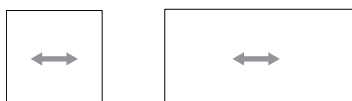
Smooth edge (N)
Color matching (N) work surface finish or with a contrasting Black (K), Silver (S) or White (W) accent.



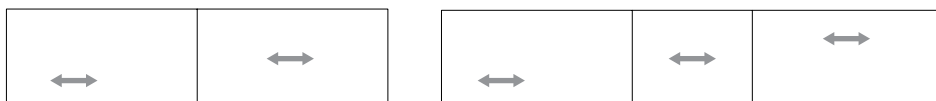
Knife edge (K)
Color matching (N) work surface finish or with a contrasting Black (K), Silver (S) or White (W) accent.

Wood grain direction

1-section surfaces







2- or 3-section surfaces: wood grain finish is not continuous.







SPECIFICATIONS

LEGS AND BASES





Refer to the price book to find out which legs and bases are compatible with the size and type of work surface, as well as the number of legs and bases to order. Proper positioning of legs and bases is assured by a metal-on-metal assembly using mechanical screws, thus ensuring product integrity and easy set-up.

Angled legs	Disc base	X-base		
				
ATL_ and ATL_WM Positioned at an angle	ATL_ and ATL_WM Positioned at a 45° angle	DC	XB	<p>Angled legs</p> <ul style="list-style-type: none"> • Legs may be installed in 2 ways. • Steel tube. • Levelers with 1¹/₄" (32 mm) height adjustment. • Integrated cable management (optional). • Accent colors: Black (K), Silver (S) or White (W). <p>Disc and X-bases</p> <ul style="list-style-type: none"> • Aluminum tube. • Molded aluminum disc base. • Steel X-base. • Levelers with 1¹/₂" (12 mm) height adjustment. • Integrated cable management. • Accent colors: Black (K), Silver (S) or White (W).

Highly durable electrostatic paint is used for legs and metal bases.

VIVA bases	TRIA base	XTRA base		
				
VBTL_ and VBTL_WM	VMTL_ and VMTL_WM	TBTL_ and TBTL_WM	XTB_	<p>VIVA/TRIA/XTRA bases</p> <ul style="list-style-type: none"> • Solid cherrywood or steel crosspiece(s) (VIVA bases only). • Steel tubes. • Levelers with 1¹/₄" (32 mm) height adjustment. • Integrated cable management on one leg of the XTB_ base. Optional for VBTL_, VMTL_ and TBTL_ bases. <p>2 wood colors: Wild Cherry (W20) or Terra Cherry (W21).</p> <p>Accent colors for legs: Black (K), Silver (S) or White (W).</p>

The natural beauty of wood is revealed through variations in wood grain and in markings that make each crosspiece unique. Wood with a catalyzed polyurethane finish provides impact resistance comparable to that provided by laminate. However, intensive use or repeated rubbing could result in premature wear of the surface finish and alter the look of the product. Extra-durable electrostatic paint is used on metal parts.

Thermofused laminate bases	U-shape combined base	Panel base		
				
LB05_ and LB09_	LB05_WM and LB09_WM	UCB_	LB	<p>Thermofused laminate bases</p> <ul style="list-style-type: none"> • Laminate 1" (25 mm) and 5³/₈" (16 mm) thick. • Optional door with 110° hinges and lock. • Levelers with 1¹/₄" (32 mm) height adjustment. • WM base with cable management: the base makes it possible to plug cables into a floor electric outlet. <p>U-shape combined base</p> <ul style="list-style-type: none"> • Laminate 1" (25 mm) thick. • Levelers with 1¹/₄" (32 mm) height adjustment. • Aluminum contour painted Black (K) or White (W), or anodized aluminum with Silver (S) finish. <p>Panel base</p> <ul style="list-style-type: none"> • Laminate panel 1¹/₂" (38 mm) thick. • Crosspieces 8⁷/₈" H (225 mm). • Levelers with 1¹/₄" (32 mm) height adjustment

Bases are made of thermofused laminate panels, with scratch-resistant finish on both faces (45 lb/ft³).

TECHNOLOGY INTEGRATION/ELECTRIFICATION

Options for work surfaces

- GC: 1 grommet at the center.
- G2, G3: 2 or 3 grommets.
- PC: 1 electrical/communication module in center.
- P2, P3: 2 or 3 electrical/communication modules.
- CPC: 1 table center at the center.
- CPP2: 1 table center at the center and 2 electrical/communication modules.

Options PC, P2, P3, CPC and CPP2 include the Quorum Multiconference connection system (junction cables, connector cables, etc.) and silver-finish anodized aluminum channels, with end caps and sliding brackets for cable and wire support.

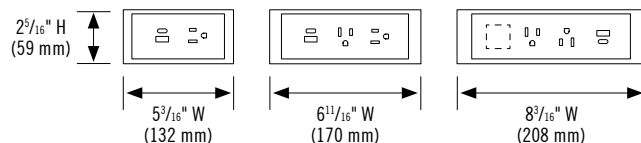
Quorum Multiconference electrical connection system

- Easy-to-install modular connections, easily reconfigurable.
- Power feed with wall outlet.
- Meets the required specifications of the ETL and UL-962 standards for electrical product safety recognized by the United States and Canada.

* In the price book, illustrations at bottom of page show options, configurations and positions for the different options, for each type of work surface or table.

Electrical/communication modules (P_)

- Steel frame, plastic center with anti-spill edges.
- Configurations include: opening, 15 AMP electrical outlet(s), USB-A+C 18W outlets. The opening can accept different connectors (RJ45, HDMI, etc.), sold separately.
- Accent colors: Black (K), Silver (S) or White (W).



Grommets (G_)

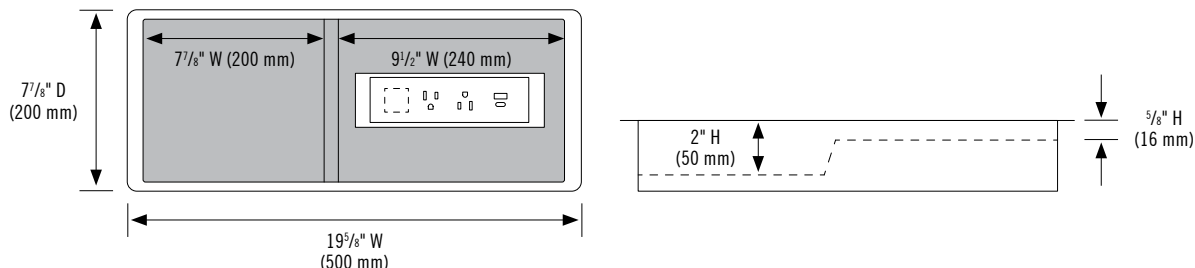
- Cover in 2 sections.
- Plastic, silver finish.



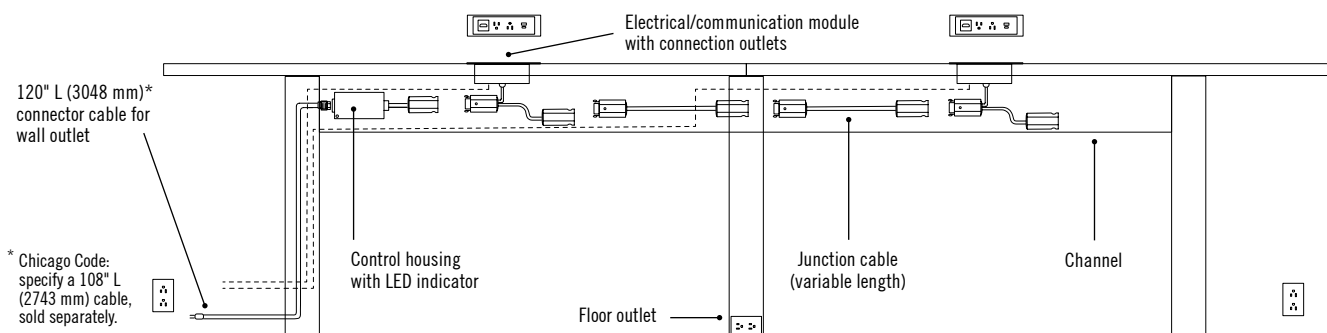
TECHNOLOGY INTEGRATION/ELECTRIFICATION (cont'd)

Table center (CP_)

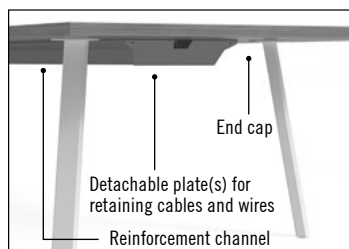
- Electrical/communication module.
- Two-level storage space for small items.
- Felt finish with color matching frame.
- Steel frame: Black (K), Silver (S) or White (W).



Elevation view – Table with surface in 2 sections and 3 bases. Option P2: 2 electrical/communication modules.

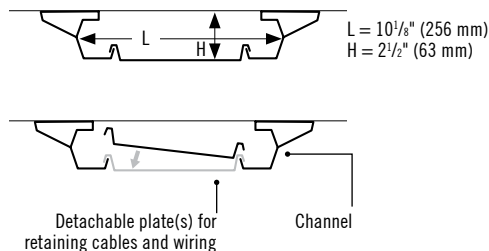


Horizontal cable management



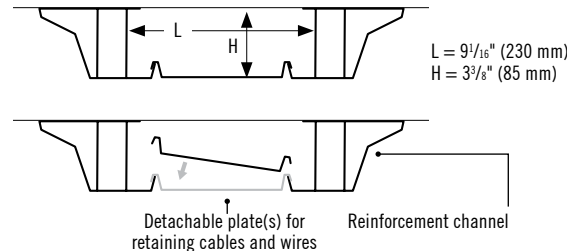
Channel

Included with electric height-adjustable tables, 2-level shared tables, and surfaces in 1, 2 or 3 sections that are specified with grommets or electrical/communication module(s) and/or table center.



Reinforcement channel

Always included in work surfaces for long tables.

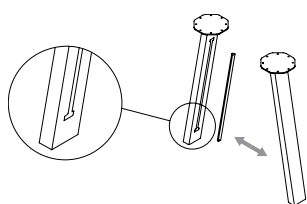


Channel length

Take into account with respect to shipping and handling at time of installation.

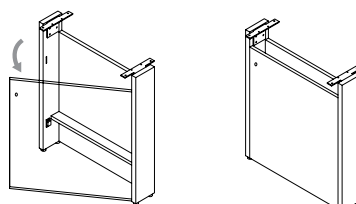
Work surface:	Channel:
144" (3600 mm)	105" L (2651 mm)
156" (3900 mm)	116" L (2951 mm)
168" (4200 mm)	128" L (3251 mm)
180" (4500 mm)	140" L (3551 mm)
192" (4800 mm)	152" L (3851 mm)

Vertical cable management



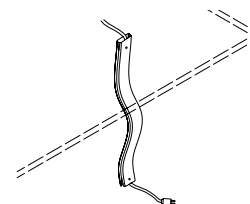
Angled leg with integrated cable management

- 3/8" (10 mm) gap to install cables and wires.
- Plastic cable cover in matching color to hold cables and wires in place.
- Capacity of interior cavity: 2 1/2" W x 1 1/4" D (64 x 32 mm).



Thermofused laminate base with integrated cable management

- Optional door with 110° hinges and lock.
 - Recessed base 6" H (150 mm).
- May be positioned above a floor electric outlet (monument).



Fabric vertical wire cover

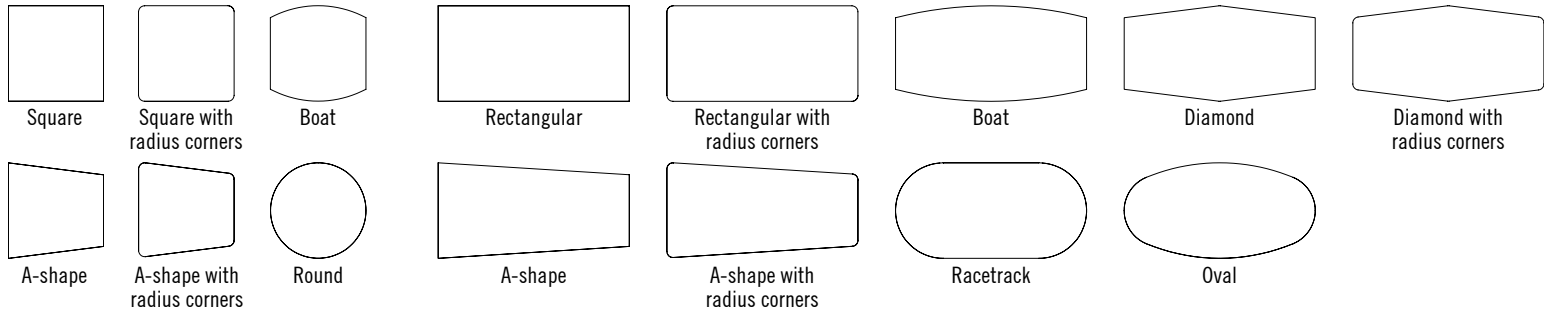
- Installed beneath work surface using screws.
- All United Chair® standard fabrics are applicable.

TABLES - CONFIGURATION ELEMENTS

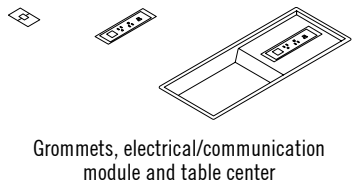
The price list is divided into several sections. Each section presents work surfaces, options for technology integration, and the choice of applicable legs and bases, or pre-configured tables. The work surfaces are compatible only with the legs and bases indicated in their section.

1-, 2- or 3-section surfaces

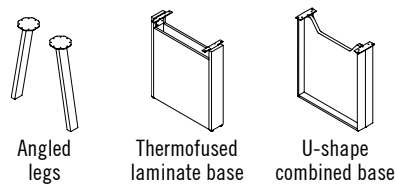
Surfaces



Technology integration



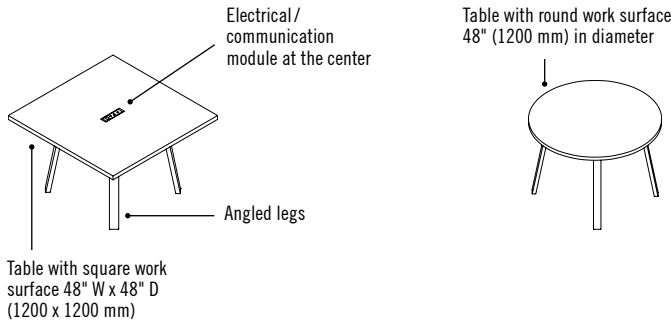
Choice of legs and bases



1-section surfaces – small tables

- 4 widths and depths: 42", 48", 54" and 60" (1050, 1200, 1350 and 1500 mm).
- 2 leg kits.

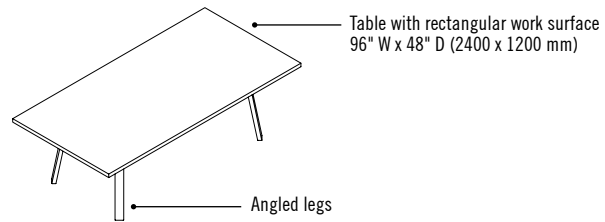
Examples:



1-section surfaces

- 3 widths: 72", 84" and 96" (1800, 1950 and 2400 mm).
- 4 depths: 36", 42", 48" and 54" (900, 1050, 1200 and 1350 mm).
- 2 leg kits or 2 bases (surfaces 42" D/1050 mm and more) required.

Example:

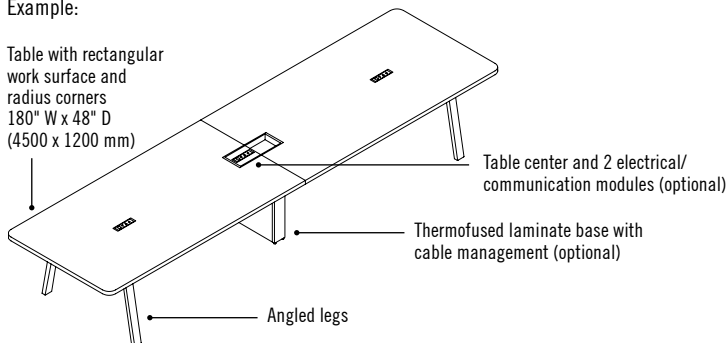


2-section surfaces

- 8 widths: 108" to 192" (2700 to 4800 mm) in 12" (300 mm) increments.
- 2 depths: 48" and 54" (1200, 1350 mm).
- 3 leg kits or 3 bases required.

For 2-section surfaces, different legs and bases may be ordered for the same work surface.

Example:

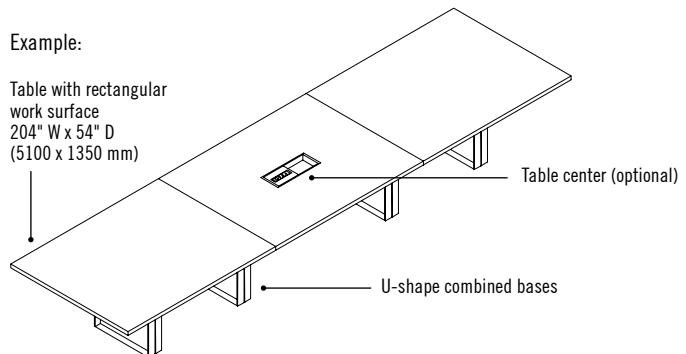


3-section surfaces

- 5 widths: 204" to 252" (5100 to 6300 mm) in 12" (300 mm) increments.
- 2 depths: 48" and 54" (1200 and 1350 mm).
- 4 leg kits or 4 bases required.

For 3-section surfaces, different legs and bases may be ordered for the same work surface.

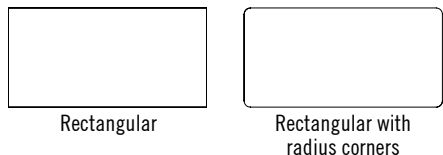
Example:



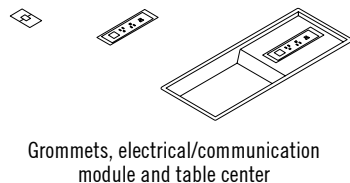
CONFIGURATION ELEMENTS (cont'd)

1-section surfaces for VIVA and TRIA bases

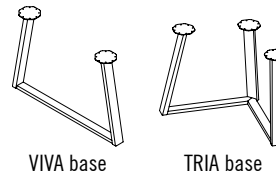
Surfaces



Technology integration

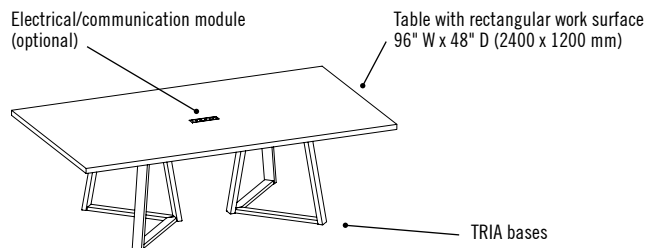
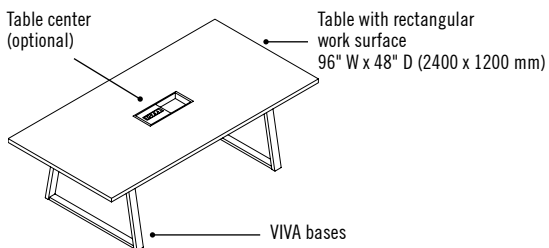


Choice of legs and bases



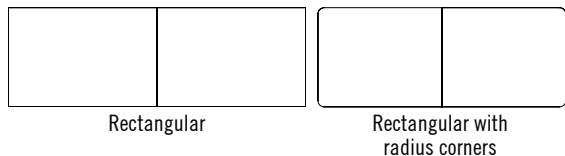
- 1 width: 96" (2400 mm).
- 2 depths: 48" and 54" (1200 and 1350 mm).
- 2 VIVA bases or 2 TRIA bases required.

Examples:

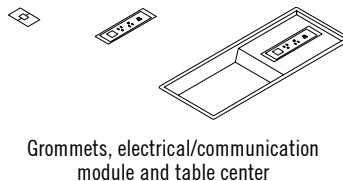


2-section surfaces for long-span tables

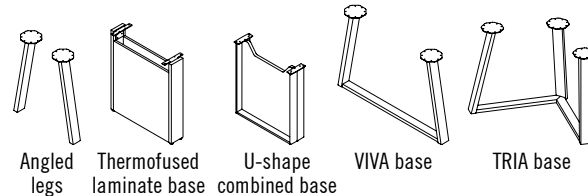
Surfaces



Technology integration

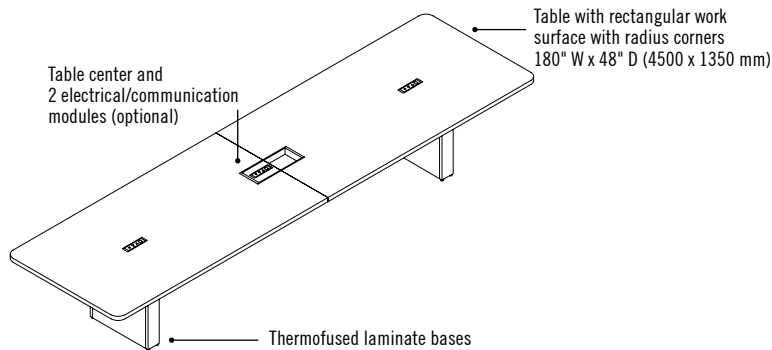
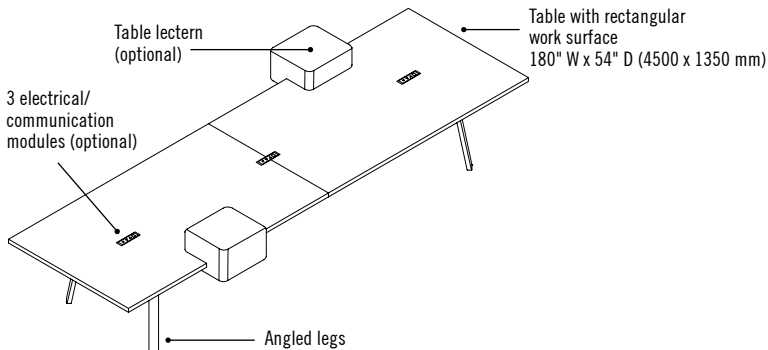


Choice of legs and bases



- 8 widths: 108" to 192" (2700 to 4800 mm) in 12" (300 mm) increments.
- 2 depths: 48" and 54" (1200 and 1350 mm).
- Reinforcement channel always included.
- 2 leg kits or 2 bases required.

Examples:

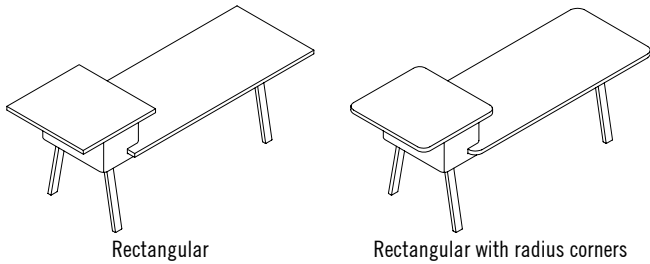


SPECIFICATIONS

2-LEVEL SHARED TABLES AND TABLE LECTERN

2-level shared tables

Tables with raised work surface

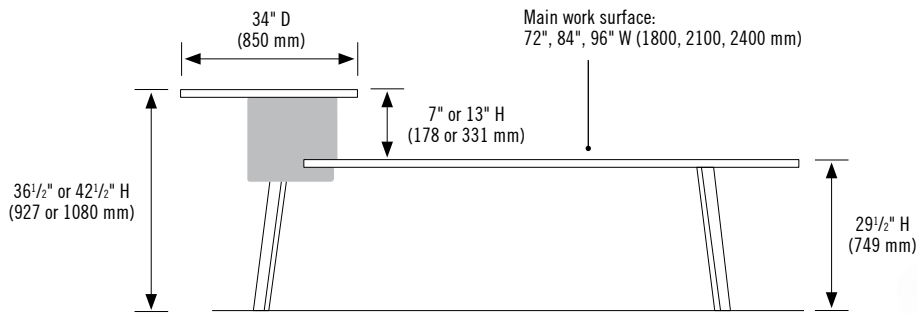


Rectangular

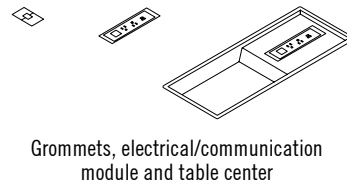
Rectangular with radius corners

- 3 widths: 96", 108" and 120" (2400, 2700 and 3000 mm).
- 2 depths: 36" and 42" (900 and 1050 mm).
- 2 heights: 36½" and 42½" (927 and 1080 mm).
- Enables working while standing or while sitting on a stool.

Channel always included.
Angled legs only.



Technology integration



Grommets, electrical/communication module and table center

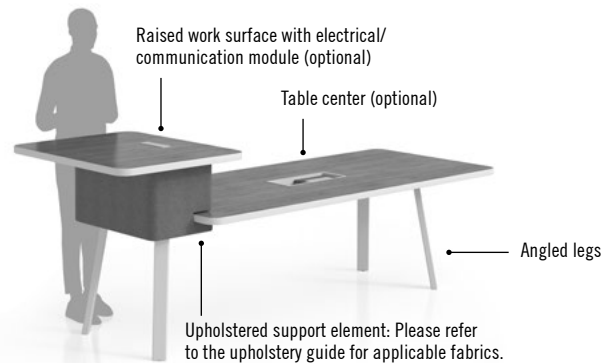
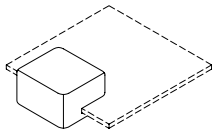
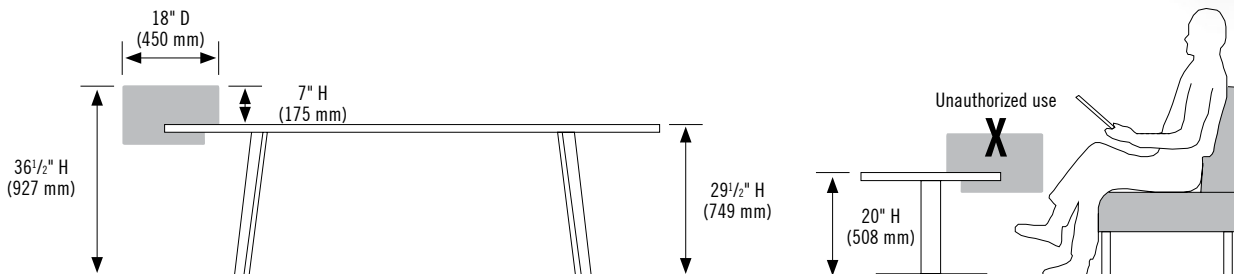


Table lectern



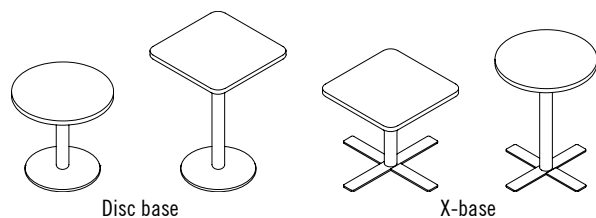
- 20" W x 18" D x 7" H (500 x 450 x 178 mm).
- Upholstered, with semi-rigid work surface. Choice of finish: please refer to the upholstery guide for applicable fabrics.
- The lectern is installed on freestanding table 29½" H (749 mm) with work surface. 1½" (38 mm) thick, smooth edge only.
- Must be installed on a straight side (not curved) only.
- Designed to be installed at the end of a table. If installed on side, the side must measure 96" (2400 mm) or more in width.
- Only one lectern per table side.



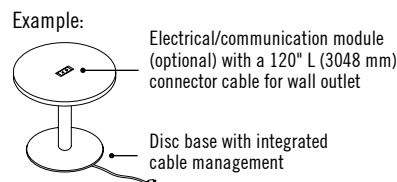

MEETING TABLES AND OCCASIONAL TABLES

Meeting tables with disc base or X-base

Tables




Technology integration



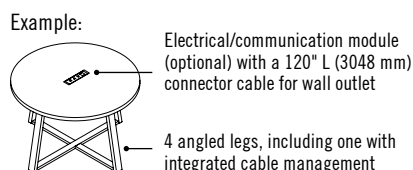
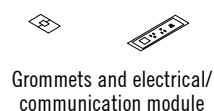
- Round or square work surface with radius corners, 1" or 1½" (25 or 38 mm) thick.
- 3 widths and depths: 30", 36" and 42" (750, 900 and 1050 mm), depending on shape of work surface and table height.
- Table 29½" or 42½" H (749 or 1080 mm), disc or X-base with integrated cable management.

Meeting tables with XTRA base

Tables



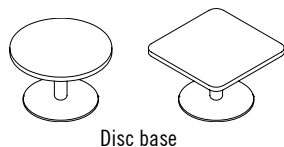
Technology integration



- Round or square work surface with radius corners, 1" or 1½" (25 or 38 mm) thick.
- 4 widths and depths: 42", 48", 54" and 60" (1050, 1200, 1350 and 1500 mm).
- Table 29½" H (749 mm) with XTRA base.

Occasional tables

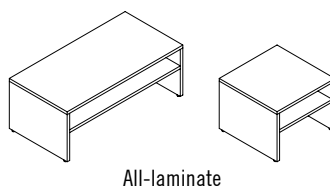
Low tables



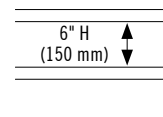
Technology integration



Magazine tables



Fixed shelf creating storage space opened on both sides

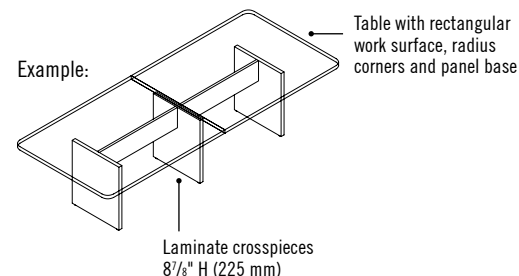
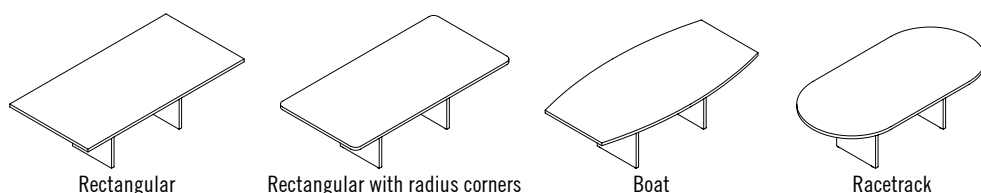


- Round or square surface with radius corners, 1" or 1½" (25 or 38 mm) thick.
- 3 widths: 24", 30" and 36" (600, 750 and 900 mm).
- Table 20" H (508 mm), disc base with integrated cable management.

- Rectangular or square surface.
- 2 widths: 24" and 48" (600 and 1200 mm).
- 1 depth: 24" (600 mm).
- 1 height: 18" H (457 mm).

CONFERENCE TABLES WITH PANEL BASE

Conference tables with panel base



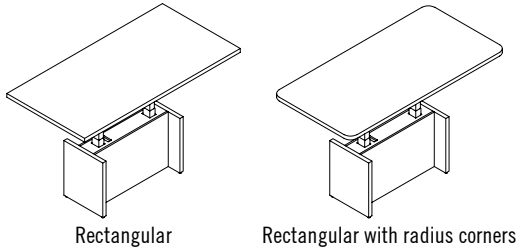
- 1-section surfaces
 - 2 widths: 72" and 96" (1800 and 2400 mm).
 - 2 depths: 36" and 48" (900 and 1200 mm).
- 2-section surfaces
 - 2 widths: 120" and 144" (3000 and 3600 mm).
 - 1 depth: 48" (1200 mm).

SPECIFICATIONS

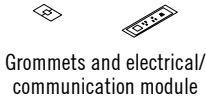
ELECTRIC HEIGHT ADJUSTABLE CONFERENCE TABLES

Electric height adjustable conference tables

Tables



Technology integration



- 4 widths: 72", 78", 84" and 96" (1800, 1950, 2100 and 2400 mm).
- 2 depths: 36" and 42" (900 and 1050 mm).
- Tables 72" and 78" W (1800 and 1950 mm): 2 columns.
- Tables 84" and 96" W (2100 and 2400 mm): 3 columns.
- Thermofused laminate base 1 1/2" (38 mm) and back 5/8" (16 mm) thick.
- Levelers with 1/4" height adjustment (32 mm).

Electric height adjustment

- Control keypad is installed beneath the work surface.
- Operating speed: 1 1/2" (38 mm) height adjustment per second.
- Sound level: 48 dB.
- Lift capacity of 2 columns: 264 lbs (120 kg).
- Recommended functional load capacity: 125 lbs (56 kg).
- Failure to respect the loads can cause the table/desk to malfunction.
- 120" L (3048 mm) cable with plug for wall outlet.
- Meets CSA and UL standards.

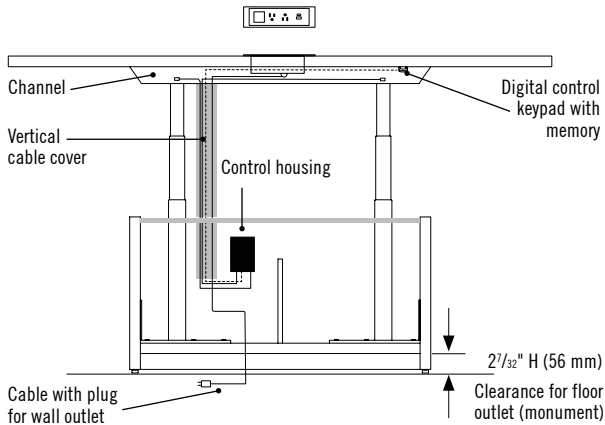


Digital control keypad with memory

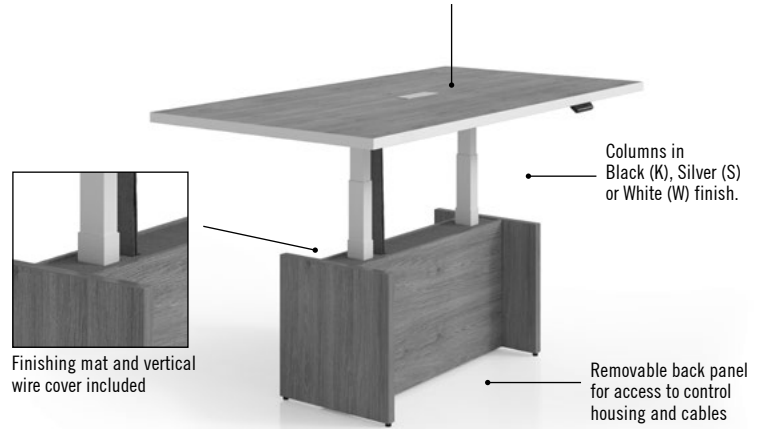
Technology integration

Option of grommet or electrical/communication module: GC, G2, PC or P2.

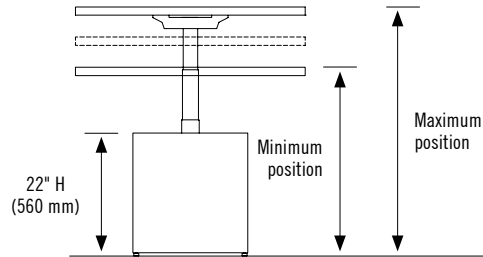
Elevation view – Conference table with electric height adjustment.
PC option: 1 electrical/communication module at the center.



Electrical/communication module (optional):
1 opening, 2 electric outlets and 1 USB-A+C port

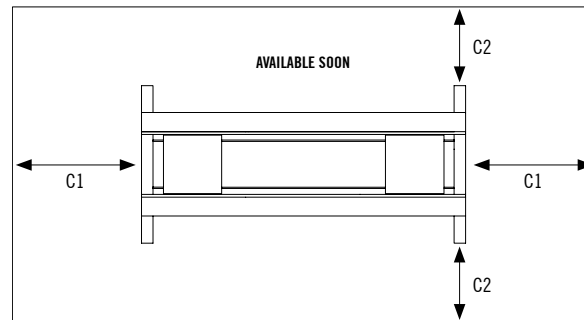


Height adjustment range



Work surface 36" D (900 mm): 17 3/4" W (450 mm)
Work surface 42" D (1050 mm): 20 2/3" W (525 mm)

WORK SURFACE 1 1/2" (38 mm)	
Minimum position	27" H (686 mm)
Maximum position	44 1/2" H (1130 mm)

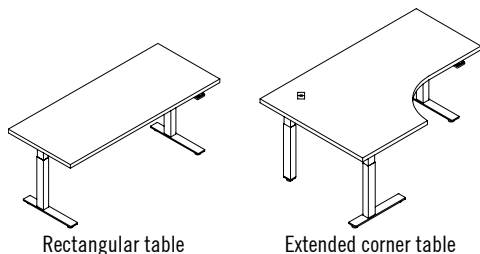


Clearances beneath work surface
C1 = 17" (435 mm) clearance
C2 = 9" (225 mm) clearance for table 36" D (900 mm)
10 1/2" (263 mm) clearance for table 42" D (1050 mm)

ELECTRIC HEIGHT ADJUSTABLE TABLES

Electric height adjustable tables

QUORUM SELECT (C-Base)



Rectangular table

Extended corner table

- Work surface 1" (25 mm) or 1½" (38 mm) thick.
- Smooth edge (N) or knife edge (K). Knife edge (K) available only for 1½" (38 mm) thick rectangular work surfaces. This edging is located on the user side only.
- C-shaped base: rectangular column 2½" W x 3" D (62 x 80 mm).
- Levelers with ¾" (20 mm) height adjustment.

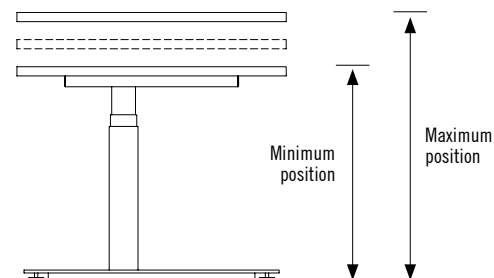
Electric height adjustment

- Control keypad is installed beneath the work surface.
- Programmable control keypad: 3 positions.
- Operating speed: 1.49" H (38 mm) height adjustment per second.
- Sound level: 48 dB.
- Double mechanism: 1 motor per leg and 3 segments each.
- Lift capacity of 2 columns: 264 lbs (120 kg).
- Lift capacity of 3 columns: 330 lbs (150 kg).
- Recommended functional load capacity: 125 lbs (56 kg).
- Failure to respect the loads can cause the table to malfunction.
- 120" L (3048 mm) cable with plug for wall outlet.
- Meets CSA and UL standards.



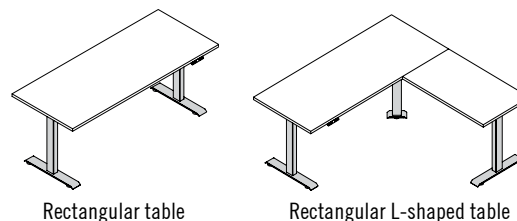
Digital control keypad with memory

Height adjustment range



WORK SURFACE 1" (25 mm)	
Minimum position	24" H (607 mm)
Maximum position	49½" H (1257 mm)
WORK SURFACE 1½" (38 mm)	
Minimum position	24½" H (620 mm)
Maximum position	50" H (1270 mm)

QUORUM ESSENTIAL (T-Base)



Rectangular table

Rectangular L-shaped table

- Work surface 1" (25 mm) thick.
- Smooth edge (N).
- T-base: rectangular column 2" W x 3" D (50 x 80 mm).
- Levelers with ⅝" (15 mm) height adjustment.

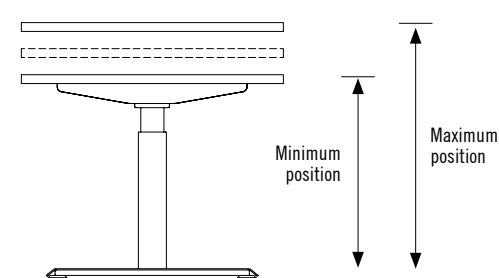
Electric height adjustment

- Control keypad is installed beneath the work surface.
- Programmable control keypad: 3 positions.
- Operating speed: 1.42" H (36 mm) height adjustment per second.
- Sound level: 45-48 dB.
- Double mechanism: 1 motor per leg and 2 segments each.
- Lift capacity of 2 columns: 220 lbs (100 kg).
- Lift capacity of 3 columns: 330 lbs (150 kg).
- Recommended functional load capacity: 75 lbs (34 kg).
- Failure to respect the loads can cause the table to malfunction.
- 106" L (2692 mm) cable with plug for wall outlet.
- Meets CSA and UL standards.



Digital control keypad with memory

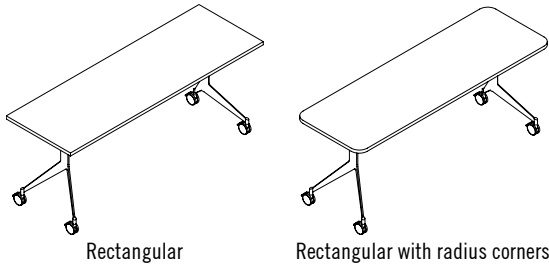
Height adjustment range



WORK SURFACE 1" (25 mm)	
Minimum position	28" H (712 mm)
Maximum position	47¾" H (1212 mm)

MOBILE TRAINING TABLES – V-BASE

Tables




Rectangular

Rectangular with radius corners

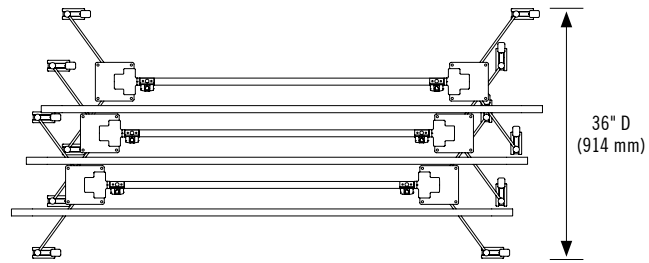
- Table with or without a mechanism to flip the work surface vertically.
- V-base with finish in Black (K), Silver (S) or White (W); semi-rigid casters with 3" (76 mm) dual wheels in matching color, with brake. Each caster has a capacity of 100 lb (45 kg).
- 7 widths: 48" to 84" (1200 to 2100 mm) in 6" (150 mm) increments.
- 2 depths: 24" and 30" (600 and 750 mm).
- Work surface 1" (25 mm) or 1½" (38 mm) thick with smooth edge (N).
- Edge in color matching (N) or contrasting (K, S, W) with finish of work surface.
- Work surfaces are pre-drilled to position LGC-UP4 connectors (optional).

Technology integration



Example of space required to store three tables:

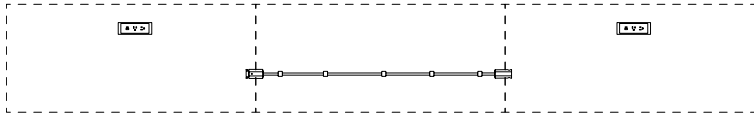
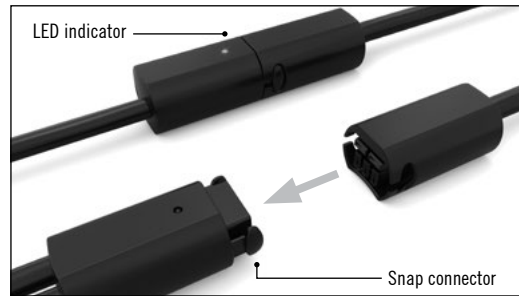
Each additional table adds 7¼" (184 mm) to the total length.



Technology integration

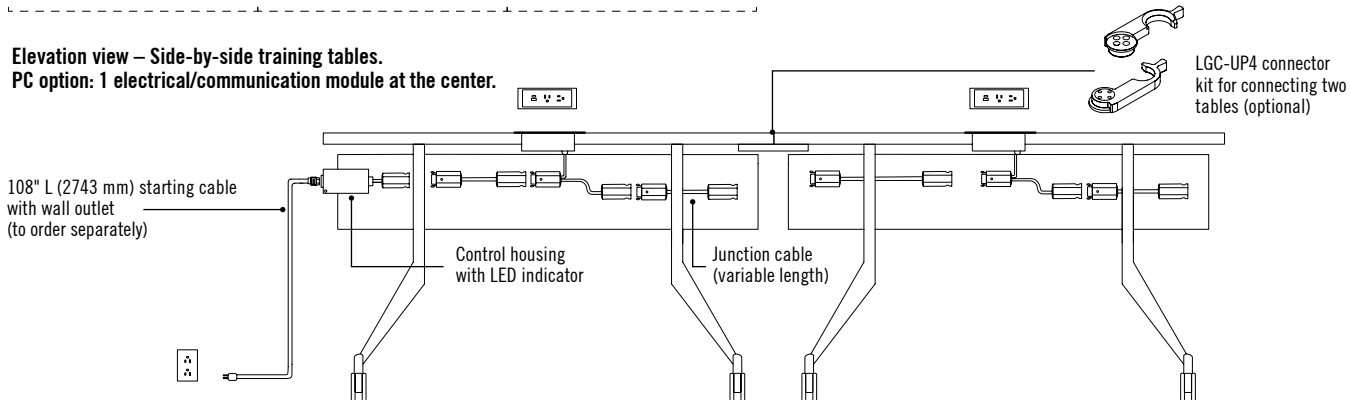
- Option of electrical/communication module at center of work surface (PC).
- Daisy chain interconnection system enables linkage of up to 3 electrical/communication modules with a single connection.
- Power feed with wall outlet.
- LED status indicator:
 - Green indicates the system is on and ready for use.
 - Red indicates too many modules are plugged in.
- Easy-to-install modular connections, easily reconfigurable.
- Meets the required specifications of the ETL and UL-962 standards for electrical product safety recognized by the United States and Canada.

LGC-DCJK_ junction cable kits (sold separately) make it possible to connect a table that has an electrical/communication module to a table that has no module.

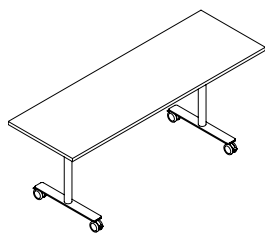


Elevation view – Side-by-side training tables.

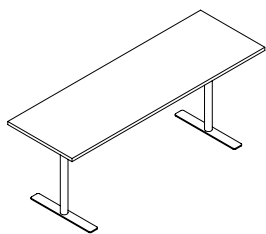
PC option: 1 electrical/communication module at the center.



TRAINING TABLES – T-BASE



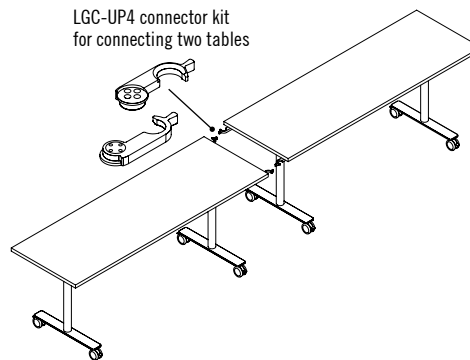
Mobile rectangular table



Fixed rectangular table

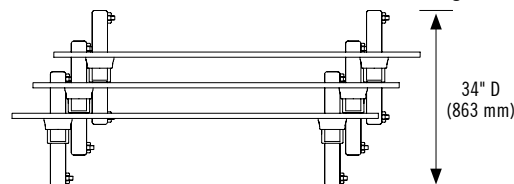
- Fixed or mobile table with or without a mechanism to flip the work surface vertically.
- T-base with finish in Black (K), Silver (S) or White (W).
- Semi-rigid casters with 3" (76 mm) dual wheels in matching color, with brake. Each caster has a capacity of 100 lb (45 kg) or leveler with 1/2" (12 mm) height adjustment.
- 5 widths: 48" to 72" (1200 to 1800 mm) in 6" (150 mm) increments.
- 2 depths: 24" and 30" (600 and 750 mm).
- Work surface 1" (25 mm) thick with smooth edge (N).
- Edge in color matching (N) or contrasting (K, W, S) with finish of work surface.
- Work surfaces are pre-drilled to position LGC-UP4 connectors (optional).

LGC-UP4 connector kit for connecting two tables

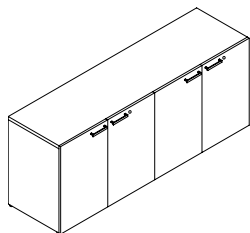


Example of space required to store three tables:

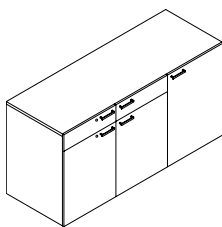
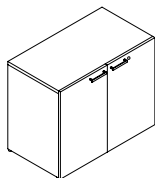
Each additional table adds 6" (150 mm) to the total length.



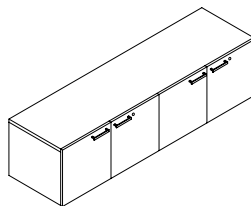
COMPLEMENTARY FURNITURE



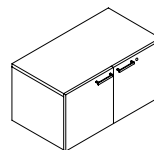
Bookcase credenzas



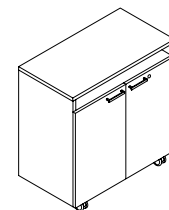
Credenza with space for compact refrigerator



Wall-mounted bookcases with doors



Cabinet

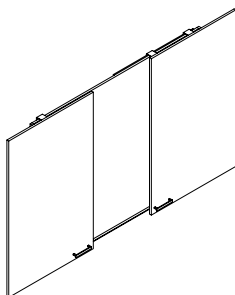


Serving cart

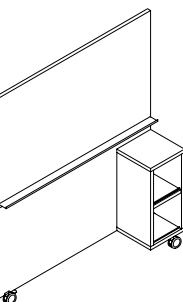
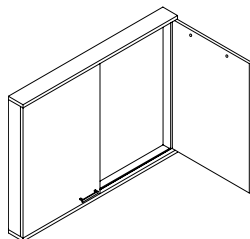
- Top and sides 1" (25 mm) thick and scratch-resistant (45 lb/ft³). Bookcase credenzas, wall-mounted hutches and mobile serving carts are also available with a high pressure laminate top, thus adding 1/16" (1.5 mm) in thickness to the top.
- Back, doors and faces in 5/8" (16 mm) thick laminate.
- Utility drawers with bumpers.
- Telescopic ball bearing slides 16" (406 mm) in full extension. Capacity 75 lb (34 kg) with soft close, unless otherwise indicated.
- 105° hinges with soft close.

- Levelers with 1 1/4" (32 mm) height adjustment.
- Key lock.
- Contemporary cast aluminum pull with finish in Black (K), Silver (S) or White (W).

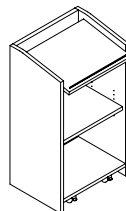
For multiple items of furniture with identical keys, please contact Customer Service.



Wall-mounted marker boards

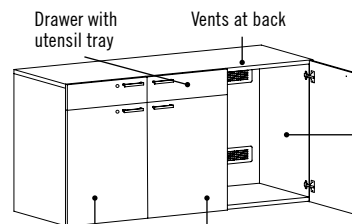


Mobile marker board



Lectern

Credenza with space for refrigerator



Space 20 3/4" W x 21 3/16" D x 32" H (530 x 542 x 812 mm) to accept a compact refrigerator, with grommet

Storage space with 1 adjustable shelf Sliding door with 2 garbage/recycling bins

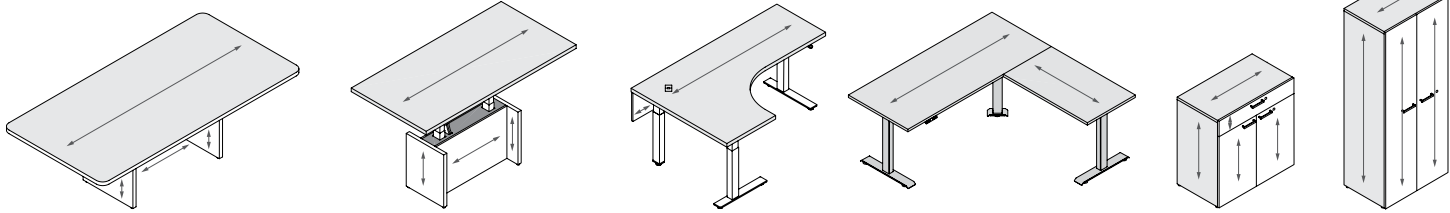
Note: This item is not available with soft-close mechanism on doors and drawers.

SPECIFICATIONS

2-TONE APPLICATION AND WOOD GRAIN DIRECTION

2-tone laminate application: shaded area corresponds to first code to specify. The second laminate finish code to specify applies to the rest of the product. 2- or 3-section surfaces are available in one tone only. Wood grain is not continuous on 2- or 3-section surfaces.

2-tone application and wood grain direction on furniture:




Electric height adjustable tables: The first finish is applied to the top of the surface. The second finish is applied to the base or to the modesty panel.


Complementary furniture: The first finish specified is applied to the furniture's frame. The second finish is applied to the furniture's front.

SPECIFICATIONS OF OPTIONS AND FINISHES

EDGE BANDING



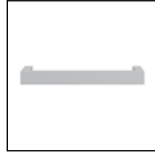
Smooth edge (N)
1" and 1½"
(25 and 38 mm)



Knife edge (K)
1½" (38 mm)

Color matching* (N) work surface finish or with contrasting accent in Black (K), Silver (S) or White (W).

HANDLE



Contemporary

Cast aluminum with finish in Black (K), Silver (S) or White (W).

ACCENT COLORS



K – Black



S – Silver



W – White

Accent colors apply to non-laminate components, such as handles, bases and casters.

*Refer to exceptions regarding knife edge on page 5.

CODIFICATION: TABLE SURFACES

Series	Thickness	Type of edgbanding	Edgbanding color	Options			Product
				Accent color	Dash		
T	1 Thermofused laminate surface 1" (25 mm)	N Smooth edge	N Matching edge	N No module	–		GC Grommet (1) at the center
	2 High-pressure laminate surface 1" (25 mm)	K Knife edge	K Black edge	K Black			G2 Grommets (2)
	5 Thermofused laminate surface 1½" (38 mm)		S Silver edge	S Silver			G3 Grommets (3)
	6 High-pressure laminate surface 1½" (38 mm)		W White edge	W White			PC Electrical/communication module (1) at the center P2 Electrical/communication modules (2) P3 Electrical/communication modules (3) CPC Table center (1) at the center CPP Table center (1) and electrical/communication module (1) CPP2 Table center (1) and electrical/communication modules (2)

EXAMPLE OF A TABLE SURFACE: **T5NKK-RCR48180CPP2**

1½" (38 mm) thermofused laminate surface 5, smooth edge N, contrasting edge in Black K, accent in Black K. Rectangular surface with radius corners, 180" W x 48" D (4500 x 1200 mm). Table center option (1) and electrical/communication modules (2) **CPP2**.

CODING: TABLE BASES AND COMPLEMENTARY FURNITURE

Series	Thickness	Type of edgbanding	Edgbanding color	Options			Wood finish
				Accent color	Dash	Product	
T	1 Thermofused laminate 1" (25 mm)	N Smooth edge	N Matching edge	N No accent	–		W20 Wood – Wild Cherry
	2 High-pressure laminate 1" (25 mm)			K Black S Silver W White			W21 Wood – Terra Cherry

EXAMPLE OF A TABLE BASE: **TNNW-VBTL228WWMW20**

Accent color for base is White W. Metal and wood Viva base with cable management. Wood accent in Wild Cherry finish **W20**.

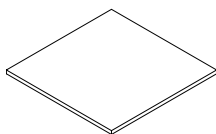
EXAMPLE OF COMPLEMENTARY FURNITURE: **T1NNS-B207236BA**

1" (25 mm) thermofused laminate top 1, smooth edge N, edge matches laminate N, Silver S handles. Bookcase credenza with doors, 72" W x 20" D x 36" H (1800 x 500 x 914 mm). Laminate doors with anodized aluminum frame A, Silver finish.

Approx. no. of seats W x D x H (in) Y (in) W x D x H (mm) Y (mm) Code (\$) With options: GC (\$) PC (\$)

1-SECTION SURFACES – 42" TO 60" W

Square surfaces



Laminate surfaces 1" (25 mm) or 1½" (38 mm) thick, 1 section. Option of grommet or electrical module. **Must be ordered separately: 2 leg kits.**

4	42 x 42 x 1		1050 x 1050 x 25		T1N	-SQ42	514	594	1,030
4	48 x 48 x 1		1200 x 1200 x 25		T1N	-SQ48	589	668	1,102
8	54 x 54 x 1		1350 x 1350 x 25		T1N	-SQ54	668	749	1,182
8	60 x 60 x 1		1500 x 1500 x 25		T1N	-SQ60	755	835	1,271

Surface 1. Smooth edge N. Specify matching (N) or contrasting (K, S, W) edge. Grommet/module option: specify no module (N) or an accent color (K, S, W) after the edge color and specify the type of grommet/module at the end of the product code.

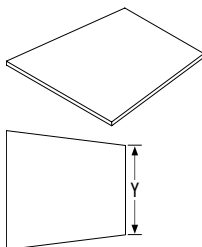
4	42 x 42 x 1½		1050 x 1050 x 38		T5N	-SQ42	645	727	1,161
4	48 x 48 x 1½		1200 x 1200 x 38		T5N	-SQ48	736	815	1,250
8	54 x 54 x 1½		1350 x 1350 x 38		T5N	-SQ54	826	907	1,342
8	60 x 60 x 1½		1500 x 1500 x 38		T5N	-SQ60	916	995	1,431

Surface 5. Smooth edge N. Specify matching (N) or contrasting (K, S, W) edge. Grommet/module option: specify no module (N) or an accent color (K, S, W) after the edge color and specify the type of grommet/module at the end of the product code.

4	42 x 42 x 1½		1050 x 1050 x 38		T5K	-SQ42	805	885	1,320
4	48 x 48 x 1½		1200 x 1200 x 38		T5K	-SQ48	931	1,010	1,445
8	54 x 54 x 1½		1350 x 1350 x 38		T5K	-SQ54	1,051	1,132	1,567
8	60 x 60 x 1½		1500 x 1500 x 38		T5K	-SQ60	1,176	1,256	1,690

Surface 5. Knife edge K. Specify matching (N) or contrasting (K, S, W) edge. Grommet/module option: specify no module (N) or an accent color (K, S, W) after the edge color and specify the type of grommet/module at the end of the product code.

A-shape surfaces



Laminate surfaces 1" (25 mm) or 1½" (38 mm) thick, 1 section. Option of grommet or electrical module. **Must be ordered separately: 2 leg kits.**

4	42 x 42 x 1	36	1050 x 1050 x 25	900	T1N	-A42	621	702	1,138
4	48 x 48 x 1	36	1200 x 1200 x 25	900	T1N	-A48	676	755	1,191
8	54 x 54 x 1	42	1350 x 1350 x 25	1050	T1N	-A54	749	829	1,264
8	60 x 60 x 1	48	1500 x 1500 x 25	1200	T1N	-A60	815	896	1,330

Surface 1. Smooth edge N. Specify matching (N) or contrasting (K, S, W) edge. Grommet/module option: specify no module (N) or an accent color (K, S, W) after the edge color and specify the type of grommet/module at the end of the product code.

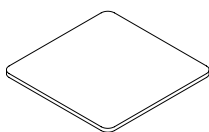
4	42 x 42 x 1½	36	1050 x 1050 x 38	900	T5N	-A42	710	789	1,224
4	48 x 48 x 1½	36	1200 x 1200 x 38	900	T5N	-A48	803	883	1,318
8	54 x 54 x 1½	42	1350 x 1350 x 38	1050	T5N	-A54	896	977	1,410
8	60 x 60 x 1½	48	1500 x 1500 x 38	1200	T5N	-A60	990	1,069	1,504

Surface 5. Smooth edge N. Specify matching (N) or contrasting (K, S, W) edge. Grommet/module option: specify no module (N) or an accent color (K, S, W) after the edge color and specify the type of grommet/module at the end of the product code.

4	42 x 42 x 1½	36	1050 x 1050 x 38	900	T5K	-A42	887	968	1,402
4	48 x 48 x 1½	36	1200 x 1200 x 38	900	T5K	-A48	1,047	1,127	1,562
8	54 x 54 x 1½	42	1350 x 1350 x 38	1050	T5K	-A54	1,249	1,329	1,763
8	60 x 60 x 1½	48	1500 x 1500 x 38	1200	T5K	-A60	1,245	1,324	1,759

Surface 5. Knife edge K. Specify matching (N) or contrasting (K, S, W) edge. Grommet/module option: specify no module (N) or an accent color (K, S, W) after the edge color and specify the type of grommet/module at the end of the product code.

Square surfaces with radius corners



Laminate surfaces 1" (25 mm) or 1½" (38 mm) thick, 1 section. Option of grommet or electrical module. **Must be ordered separately: 2 leg kits.**

4	42 x 42 x 1		1050 x 1050 x 25		T1N	-SQR42	621	702	1,138
4	48 x 48 x 1		1200 x 1200 x 25		T1N	-SQR48	676	755	1,191
8	54 x 54 x 1		1350 x 1350 x 25		T1N	-SQR54	749	829	1,264
8	60 x 60 x 1		1500 x 1500 x 25		T1N	-SQR60	815	896	1,330

Surface 1. Smooth edge N. Specify matching (N) or contrasting (K, S, W) edge. Grommet/module option: specify no module (N) or an accent color (K, S, W) after the edge color and specify the type of grommet/module at the end of the product code.

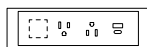
4	42 x 42 x 1½		1050 x 1050 x 38		T5N	-SQR42	710	789	1,224
4	48 x 48 x 1½		1200 x 1200 x 38		T5N	-SQR48	803	883	1,318
8	54 x 54 x 1½		1350 x 1350 x 38		T5N	-SQR54	896	977	1,410
8	60 x 60 x 1½		1500 x 1500 x 38		T5N	-SQR60	990	1,069	1,504

Surface 5. Smooth edge N. Specify matching (N) or contrasting (K, S, W) edge. Grommet/module option: specify no module (N) or an accent color (K, S, W) after the edge color and specify the type of grommet/module at the end of the product code.

TECHNOLOGY INTEGRATION



GC
Grommet




PC
Electrical/communication module

POSITIONING



GC, PC



Can accept a connector
(LGC-RJ45K, LGC-HDMI, LGC-USBC, etc.)

QUICKSHIP PROGRAM

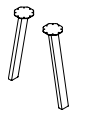
QUORUM MULTICONFERENCE

Approx. no. of seats	W x D x H (in)	Y (in)	W x D x H (mm)	Y (mm)	Code	(\$)	With options:	
							GC (\$)	PC (\$)
A-shape surfaces with radius corners								
<i>Laminate surfaces 1" (25 mm) or 1½" (38 mm) thick, 1 section. Option of grommet or electrical module. Must be ordered separately: 2 leg kits.</i>								
4	42 x 42 x 1	36	1050 x 1050 x 25	900	T1N_-AR42	621	702	1,138
4	48 x 48 x 1	36	1200 x 1200 x 25	900	T1N_-AR48	676	755	1,191
8	54 x 54 x 1	42	1350 x 1350 x 25	1050	T1N_-AR54	749	829	1,264
8	60 x 60 x 1	48	1500 x 1500 x 25	1200	T1N_-AR60	815	896	1,330
Surface 1. Smooth edge N. Specify matching (N) or contrasting (K, S, W) edge. Grommet/module option: specify no module (N) or an accent color (K, S, W) after the edge color and specify the type of grommet/module at the end of the product code.								
4	42 x 42 x 1½	36	1050 x 1050 x 38	900	T5N_-AR42	710	789	1,224
4	48 x 48 x 1½	36	1200 x 1200 x 38	900	T5N_-AR48	803	883	1,318
8	54 x 54 x 1½	42	1350 x 1350 x 38	1050	T5N_-AR54	896	977	1,410
8	60 x 60 x 1½	48	1500 x 1500 x 38	1200	T5N_-AR60	990	1,069	1,504
Surface 5. Smooth edge N. Specify matching (N) or contrasting (K, S, W) edge. Grommet/module option: specify no module (N) or an accent color (K, S, W) after the edge color and specify the type of grommet/module at the end of the product code.								

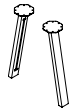
Boat surfaces								
<i>Laminate surfaces 1" (25 mm) or 1½" (38 mm) thick, 1 section. Option of grommet or electrical module. Must be ordered separately: 2 leg kits.</i>								
4	42 x 42 x 1	36	1050 x 1050 x 25	900	T1N_-B42	621	702	1,138
4	48 x 48 x 1	36	1200 x 1200 x 25	900	T1N_-B48	676	755	1,191
8	54 x 54 x 1	42	1350 x 1350 x 25	1050	T1N_-B54	749	829	1,264
8	60 x 60 x 1	48	1500 x 1500 x 25	1200	T1N_-B60	815	896	1,330
Surface 1. Smooth edge N. Specify matching (N) or contrasting (K, S, W) edge. Grommet/module option: specify no module (N) or an accent color (K, S, W) after the edge color and specify the type of grommet/module at the end of the product code.								
4	42 x 42 x 1½	36	1050 x 1050 x 38	900	T5N_-B42	710	789	1,224
4	48 x 48 x 1½	36	1200 x 1200 x 38	900	T5N_-B48	803	883	1,318
8	54 x 54 x 1½	42	1350 x 1350 x 38	1050	T5N_-B54	896	977	1,410
8	60 x 60 x 1½	48	1500 x 1500 x 38	1200	T5N_-B60	990	1,069	1,504
Surface 5. Smooth edge N. Specify matching (N) or contrasting (K, S, W) edge. Grommet/module option: specify no module (N) or an accent color (K, S, W) after the edge color and specify the type of grommet/module at the end of the product code.								

Round surfaces								
<i>Laminate surfaces 1" (25 mm) or 1½" (38 mm) thick, 1 section. Option of grommet or electrical module. Must be ordered separately: 2 leg kits.</i>								
4	42 x 42 x 1		1050 x 1050 x 25		T1N_-R42	635	716	1,150
4	48 x 48 x 1		1200 x 1200 x 25		T1N_-R48	704	785	1,220
6	54 x 54 x 1		1350 x 1350 x 25		T1N_-R54	773	853	1,288
6	60 x 60 x 1		1500 x 1500 x 25		T1N_-R60	843	922	1,357
Surface 1. Smooth edge N. Specify matching (N) or contrasting (K, S, W) edge. Grommet/module option: specify no module (N) or an accent color (K, S, W) after the edge color and specify the type of grommet/module at the end of the product code.								
4	42 x 42 x 1½		1050 x 1050 x 38		T5N_-R42	766	847	1,281
4	48 x 48 x 1½		1200 x 1200 x 38		T5N_-R48	859	938	1,373
6	54 x 54 x 1½		1350 x 1350 x 38		T5N_-R54	951	1,032	1,466
6	60 x 60 x 1½		1500 x 1500 x 38		T5N_-R60	1,043	1,123	1,557
Surface 5. Smooth edge N. Specify matching (N) or contrasting (K, S, W) edge. Grommet/module option: specify no module (N) or an accent color (K, S, W) after the edge color and specify the type of grommet/module at the end of the product code.								

	W x D x H (in)	W x D x H (mm)	Code	(\$)
LEGS AND ACCESSORIES FOR 1-SECTION SURFACES – 42" TO 60" W				
Metal angled legs – 29" H	<i>Kit of 2 steel legs. WM at the end of the code indicates that one leg will have a cavity for cable management.</i>			
	<i>Without cable management</i>			
	1½ x 3 x 28	38 x 76 x 711	TNNN_-ATL228	501
	Specify leg color (K, S, W).			
	<i>With cable management</i>			
	1½ x 3 x 28	38 x 76 x 711	TNNN_-ATL228WM	535
	Specify leg color (K, S, W).			

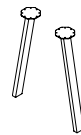


Without cable management

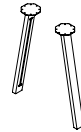


With cable management

	W x D x H (in)	W x D x H (mm)	Code	(\$)
Metal angled legs – 36" H	<i>Kit of 2 steel legs. WM at the end of the code indicates that one leg will have a cavity for cable management.</i>			
	<i>Without cable management</i>			
	1½ x 3 x 35	38 x 76 x 879	TNNN_-ATL235	647
	Specify leg color (K, S, W).			
	<i>With cable management</i>			
	1½ x 3 x 35	38 x 76 x 879	TNNN_-ATL235WM	690
	Specify leg color (K, S, W).			



Without cable management

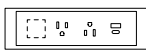


With cable management


TECHNOLOGY INTEGRATION



GC Grommet



PC Electrical/communication module



Can accept a connector (LGC-RJ45K, LGC-HDMI_, LGC-USBCK, etc.)

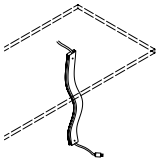
POSITIONING



GC, PC

	W x D x H (in)	W x D x H (mm)	Code	(\$)
Fabric vertical wire cover	<i>Allows vertical cable management. Diameter of 2 1/2" (63 mm). With zipper. All United Chair® standard fabrics are applicable.</i>			
			Gr1 Gr2 Gr3 Gr4 Gr5 Gr6 Gr8	
	2 1/2 x 2 1/2 x 52	63 x 63 x 1320	DVW48	107 112 124 130 144 158 172

Specify the fabric code at the end of the product code.



	W x D x H (in)	W x D x H (mm)	Code	(\$)
Cable management fasteners	<i>Install beneath work surfaces. Make it possible to pinch cables beneath the work surface for cable management. Grey. Pack of 5.</i>			
	5 1/2 x 1 1/2 x 1	140 x 40 x 25	LGC-WMC05	124

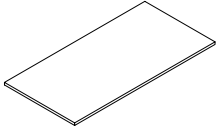


Approx. no. of seats	W x D x H (in)	Y (in)	W x D x H (mm)	Y (mm)	Code	(\$)	With options: GC (\$)	G2 (\$)	PC (\$)	P2 (\$)	CPC (\$)	CPP2 (\$)
----------------------	----------------	--------	----------------	--------	------	------	-----------------------	---------	---------	---------	----------	-----------

1-SECTION SURFACES – 72" TO 96" W

Rectangular surfaces

Laminate surface 1 1/2" (38 mm) thick, 1 section. Channel for cable management included with option of grommet(s), electrical module(s) or table center. Must be ordered separately: 2 leg kits or 2 bases.



Note: 36" D (900 mm) surfaces cannot accept LB__ or UCB__ bases.

6	72 x 36 x 1 1/2		1800 x 900 x 38		T5N -RC3672	856	1,317	-	1,843	-	-	-
8	84 x 36 x 1 1/2		2100 x 900 x 38		T5N -RC3684	942	1,431	1,511	1,966	3,550	-	-
8	96 x 36 x 1 1/2		2400 x 900 x 38		T5N -RC3696	1,054	1,543	1,623	2,078	3,669	-	-
6	72 x 42 x 1 1/2		1800 x 1050 x 38		T5N -RC4272	984	1,445	-	1,972	-	2,413	-
8	84 x 42 x 1 1/2		2100 x 1050 x 38		T5N -RC4284	1,127	1,615	1,696	2,150	3,736	2,593	-
8	96 x 42 x 1 1/2		2400 x 1050 x 38		T5N -RC4296	1,282	1,770	1,851	2,305	3,896	2,748	4,912
6	72 x 48 x 1 1/2		1800 x 1200 x 38		T5N -RC4872	1,033	1,493	-	2,022	-	2,463	-
8	84 x 48 x 1 1/2		2100 x 1200 x 38		T5N -RC4884	1,176	1,664	1,745	2,199	3,785	2,642	-
8	96 x 48 x 1 1/2		2400 x 1200 x 38		T5N -RC4896	1,329	1,817	1,898	2,351	3,943	2,792	4,959
6	72 x 54 x 1 1/2		1800 x 1350 x 38		T5N -RC5472	1,211	1,672	-	2,199	-	2,642	-
8	84 x 54 x 1 1/2		2100 x 1350 x 38		T5N -RC5484	1,364	1,852	1,931	2,387	3,972	2,828	-
8	96 x 54 x 1 1/2		2400 x 1350 x 38		T5N -RC5496	1,506	1,996	2,076	2,530	4,120	2,971	5,138

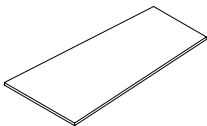
Surface 5. Smooth edge N. Specify matching (N) or contrasting (K, S, W) edge. Grommet/module option: specify no module (N) or an accent color (K, S, W) after the edge color and specify the type of grommet/module at the end of the product code.

6	72 x 36 x 1 1/2		1800 x 900 x 38		T5K -RC3672	1,067	1,528	-	2,057	-	-	-
8	84 x 36 x 1 1/2		2100 x 900 x 38		T5K -RC3684	1,178	1,666	1,747	2,202	3,787	-	-
8	96 x 36 x 1 1/2		2400 x 900 x 38		T5K -RC3696	1,320	1,808	1,889	2,343	3,932	-	-
6	72 x 42 x 1 1/2		1800 x 1050 x 38		T5K -RC4272	1,228	1,689	-	2,218	-	2,658	-
8	84 x 42 x 1 1/2		2100 x 1050 x 38		T5K -RC4284	1,411	1,900	1,980	2,436	4,019	2,877	-
8	96 x 42 x 1 1/2		2400 x 1050 x 38		T5K -RC4296	1,603	2,090	2,170	2,626	4,218	3,067	5,234
6	72 x 48 x 1 1/2		1800 x 1200 x 38		T5K -RC4872	1,289	1,749	-	2,278	-	2,720	-
8	84 x 48 x 1 1/2		2100 x 1200 x 38		T5K -RC4884	1,470	1,957	2,037	2,493	4,076	2,934	-
8	96 x 48 x 1 1/2		2400 x 1200 x 38		T5K -RC4896	1,661	2,149	2,230	2,683	4,276	3,126	5,292
6	72 x 54 x 1 1/2		1800 x 1350 x 38		T5K -RC5472	1,513	1,976	-	2,502	-	2,944	-
8	84 x 54 x 1 1/2		2100 x 1350 x 38		T5K -RC5484	1,706	2,192	2,272	2,727	4,312	3,168	-
8	96 x 54 x 1 1/2		2400 x 1350 x 38		T5K -RC5496	1,881	2,371	2,450	2,906	4,497	3,346	5,512

Surface 5. Knife edge K. Specify matching (N) or contrasting (K, S, W) edge. Grommet/module option: specify no module (N) or an accent color (K, S, W) after the edge color and specify the type of grommet/module at the end of the product code.

A-shape surfaces

Laminate surface 1 1/2" (38 mm) thick, 1 section. Channel for cable management included with option of grommet(s), electrical module(s) or table center. Must be ordered separately: 2 leg kits or 2 bases.



Note: 36" D (900 mm) surfaces cannot accept LB__ or UCB__ bases.

6	72 x 36 x 1 1/2	30	1800 x 900 x 38	750	T5N -A3672	973	1,435	-	1,964	-	-	-
8	84 x 36 x 1 1/2	30	2100 x 900 x 38	750	T5N -A3684	1,071	1,560	1,639	2,095	3,681	-	-
8	96 x 36 x 1 1/2	30	2400 x 900 x 38	750	T5N -A3696	1,182	1,672	1,752	2,207	3,797	-	-
6	72 x 42 x 1 1/2	36	1800 x 1050 x 38	900	T5N -A4272	1,119	1,580	-	2,109	-	2,549	-
8	84 x 42 x 1 1/2	36	2100 x 1050 x 38	900	T5N -A4284	1,289	1,777	1,856	2,312	3,896	2,753	-
8	96 x 42 x 1 1/2	36	2400 x 1050 x 38	900	T5N -A4296	1,452	1,941	2,021	2,475	4,065	2,917	5,082
6	72 x 48 x 1 1/2	36	1800 x 1200 x 38	900	T5N -A4872	1,138	1,598	-	2,127	-	2,568	-
8	84 x 48 x 1 1/2	36	2100 x 1200 x 38	900	T5N -A4884	1,306	1,794	1,875	2,329	3,914	2,772	-
8	96 x 48 x 1 1/2	36	2400 x 1200 x 38	900	T5N -A4896	1,467	1,954	2,035	2,489	4,081	2,932	5,096
6	72 x 54 x 1 1/2	42	1800 x 1350 x 38	1050	T5N -A5472	1,282	1,743	-	2,271	-	2,713	-
8	84 x 54 x 1 1/2	42	2100 x 1350 x 38	1050	T5N -A5484	1,426	1,914	1,993	2,448	4,032	2,888	-
8	96 x 54 x 1 1/2	42	2400 x 1350 x 38	1050	T5N -A5496	1,578	2,064	2,146	2,599	4,192	3,042	5,209

Surface 5. Smooth edge N. Specify matching (N) or contrasting (K, S, W) edge. Grommet/module option: specify no module (N) or an accent color (K, S, W) after the edge color and specify the type of grommet/module at the end of the product code.

6	72 x 36 x 1 1/2	30	1800 x 900 x 38	750	T5K -A3672	1,220	1,682	-	2,209	-	-	-
8	84 x 36 x 1 1/2	30	2100 x 900 x 38	750	T5K -A3684	1,342	1,829	1,908	2,364	3,949	-	-
8	96 x 36 x 1 1/2	30	2400 x 900 x 38	750	T5K -A3696	1,480	1,968	2,048	2,502	4,094	-	-
6	72 x 42 x 1 1/2	36	1800 x 1050 x 38	900	T5K -A4272	1,501	1,961	-	2,489	-	2,932	-
8	84 x 42 x 1 1/2	36	2100 x 1050 x 38	900	T5K -A4284	1,611	2,099	2,181	2,633	4,219	3,075	-
8	96 x 42 x 1 1/2	36	2400 x 1050 x 38	900	T5K -A4296	1,816	2,303	2,385	2,837	4,429	3,281	5,445
6	72 x 48 x 1 1/2	36	1800 x 1200 x 38	900	T5K -A4872	1,420	1,880	-	2,410	-	2,851	-
8	84 x 48 x 1 1/2	36	2100 x 1200 x 38	900	T5K -A4884	1,633	2,120	2,200	2,654	4,241	3,097	-
8	96 x 48 x 1 1/2	36	2400 x 1200 x 38	900	T5K -A4896	1,834	2,320	2,401	2,856	4,447	3,296	5,463

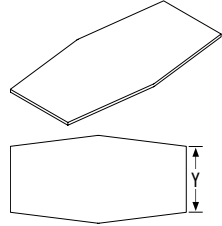
QUORUM MULTICONFERENCE

Approx. no. of seats	W x D x H (in)	Y (in)	W x D x H (mm)	Y (mm)	Code	(\$)	With options:								
							GC (\$)	G2 (\$)	PC (\$)	P2 (\$)	CPC (\$)	CPP2 (\$)			
A-shape surfaces (cont'd)															
6	72 x 54 x 1½	42	1800 x 1350 x 38	1050	T5K_-A5472	1,603	2,063	-	2,593	-	3,033	-			
8	84 x 54 x 1½	42	2100 x 1350 x 38	1050	T5K_-A5484	1,782	2,268	2,349	2,804	4,388	3,245	-			
8	96 x 54 x 1½	42	2400 x 1350 x 38	1050	T5K_-A5496	1,974	2,462	2,542	2,996	4,587	3,438	5,604			

Surface 5. Knife edge K. Specify matching (N) or contrasting (K, S, W) edge. Grommet/module option: specify no module (N) or an accent color (K, S, W) after the edge color and specify the type of grommet/module at the end of the product code.

Diamond surfaces

Laminate surface 1½" (38 mm) thick, 1 section. Channel for cable management included with option of grommet(s), electrical module(s) or table center.
Must be ordered separately: 2 leg kits or 2 bases.

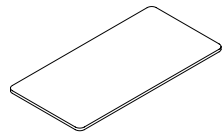


6	72 x 36 x 1½	30	1800 x 900 x 38	750	T5N_-D3672	973	1,435	-	1,964	-	-	-			
8	84 x 36 x 1½	30	2100 x 900 x 38	750	T5N_-D3684	1,071	1,560	1,639	2,095	3,681	-	-			
8	96 x 36 x 1½	30	2400 x 900 x 38	750	T5N_-D3696	1,182	1,672	1,752	2,207	3,797	-	-			
6	72 x 42 x 1½	36	1800 x 1050 x 38	900	T5N_-D4272	1,119	1,580	-	2,109	-	2,549	-			
8	84 x 42 x 1½	36	2100 x 1050 x 38	900	T5N_-D4284	1,289	1,777	1,856	2,312	3,896	2,753	-			
8	96 x 42 x 1½	36	2400 x 1050 x 38	900	T5N_-D4296	1,452	1,941	2,021	2,475	4,065	2,917	5,082			
6	72 x 48 x 1½	36	1800 x 1200 x 38	900	T5N_-D4872	1,138	1,598	-	2,127	-	2,568	-			
8	84 x 48 x 1½	36	2100 x 1200 x 38	900	T5N_-D4884	1,306	1,794	1,875	2,329	3,914	2,772	-			
8	96 x 48 x 1½	36	2400 x 1200 x 38	900	T5N_-D4896	1,467	1,954	2,035	2,489	4,081	2,932	5,096			
6	72 x 54 x 1½	42	1800 x 1350 x 38	1050	T5N_-D5472	1,282	1,743	-	2,271	-	2,713	-			
8	84 x 54 x 1½	42	2100 x 1350 x 38	1050	T5N_-D5484	1,426	1,914	1,993	2,448	4,032	2,888	-			
8	96 x 54 x 1½	42	2400 x 1350 x 38	1050	T5N_-D5496	1,578	2,064	2,146	2,599	4,192	3,042	5,209			

Surface 5. Smooth edge N. Specify matching (N) or contrasting (K, S, W) edge. Grommet/module option: specify no module (N) or an accent color (K, S, W) after the edge color and specify the type of grommet/module at the end of the product code.

Rectangular surfaces with radius corners

Laminate surface 1½" (38 mm) thick, 1 section. Channel for cable management included with option of grommet(s), electrical module(s) or table center.
Must be ordered separately: 2 leg kits or 2 bases.

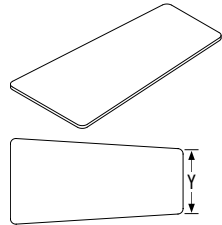


6	72 x 36 x 1½		1800 x 900 x 38		T5N_-RCR3672	973	1,435	-	1,964	-	-	-			
8	84 x 36 x 1½		2100 x 900 x 38		T5N_-RCR3684	1,071	1,560	1,639	2,095	3,681	-	-			
8	96 x 36 x 1½		2400 x 900 x 38		T5N_-RCR3696	1,182	1,672	1,752	2,207	3,797	-	-			
6	72 x 42 x 1½		1800 x 1050 x 38		T5N_-RCR4272	1,119	1,580	-	2,109	-	2,549	-			
8	84 x 42 x 1½		2100 x 1050 x 38		T5N_-RCR4284	1,289	1,777	1,856	2,312	3,896	2,753	-			
8	96 x 42 x 1½		2400 x 1050 x 38		T5N_-RCR4296	1,452	1,941	2,021	2,475	4,065	2,917	5,082			
6	72 x 48 x 1½		1800 x 1200 x 38		T5N_-RCR4872	1,138	1,598	-	2,127	-	2,568	-			
8	84 x 48 x 1½		2100 x 1200 x 38		T5N_-RCR4884	1,306	1,794	1,875	2,329	3,914	2,772	-			
8	96 x 48 x 1½		2400 x 1200 x 38		T5N_-RCR4896	1,467	1,954	2,035	2,489	4,081	2,932	5,096			
6	72 x 54 x 1½		1800 x 1350 x 38		T5N_-RCR5472	1,282	1,743	-	2,271	-	2,713	-			
8	84 x 54 x 1½		2100 x 1350 x 38		T5N_-RCR5484	1,426	1,914	1,993	2,448	4,032	2,888	-			
8	96 x 54 x 1½		2400 x 1350 x 38		T5N_-RCR5496	1,578	2,064	2,146	2,599	4,192	3,042	5,209			

Surface 5. Smooth edge N. Specify matching (N) or contrasting (K, S, W) edge. Grommet/module option: specify no module (N) or an accent color (K, S, W) after the edge color and specify the type of grommet/module at the end of the product code.

A-shape surfaces with radius corners

Laminate surface 1½" (38 mm) thick, 1 section. Channel for cable management included with option of grommet(s), electrical module(s) or table center.
Must be ordered separately: 2 leg kits or 2 bases.



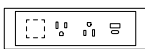
6	72 x 36 x 1½	30	1800 x 900 x 38	750	T5N_-AR3672	973	1,435	-	1,964	-	-	-			
8	84 x 36 x 1½	30	2100 x 900 x 38	750	T5N_-AR3684	1,071	1,560	1,639	2,095	3,681	-	-			
8	96 x 36 x 1½	30	2400 x 900 x 38	750	T5N_-AR3696	1,182	1,672	1,752	2,207	3,797	-	-			
6	72 x 42 x 1½	36	1800 x 1050 x 38	900	T5N_-AR4272	1,119	1,580	-	2,109	-	2,549	-			
8	84 x 42 x 1½	36	2100 x 1050 x 38	900	T5N_-AR4284	1,289	1,777	1,856	2,312	3,896	2,753	-			
8	96 x 42 x 1½	36	2400 x 1050 x 38	900	T5N_-AR4296	1,452	1,941	2,021	2,475	4,065	2,917	5,082			
6	72 x 48 x 1½	36	1800 x 1200 x 38	900	T5N_-AR4872	1,138	1,598	-	2,127	-	2,568	-			
8	84 x 48 x 1½	36	2100 x 1200 x 38	900	T5N_-AR4884	1,306	1,794	1,875	2,329	3,914	2,772	-			
8	96 x 48 x 1½	36	2400 x 1200 x 38	900	T5N_-AR4896	1,467	1,954	2,035	2,489	4,081	2,932	5,096			
6	72 x 54 x 1½	42	1800 x 1350 x 38	1050	T5N_-AR5472	1,282	1,743	-	2,271	-	2,713	-			
8	84 x 54 x 1½	42	2100 x 1350 x 38	1050	T5N_-AR5484	1,426	1,914	1,993	2,448	4,032	2,888	-			
8	96 x 54 x 1½	42	2400 x 1350 x 38	1050	T5N_-AR5496	1,578	2,064	2,146	2,599	4,192	3,042	5,209			

Surface 5. Smooth edge N. Specify matching (N) or contrasting (K, S, W) edge. Grommet/module option: specify no module (N) or an accent color (K, S, W) after the edge color and specify the type of grommet/module at the end of the product code.


TECHNOLOGY INTEGRATION



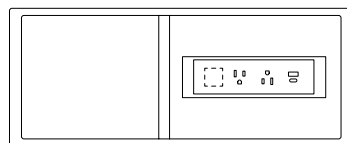
GC, G2
Grommet(s)



PC, P2
Electrical/communication module(s)




Can accept a connector
(LGC-RJ45K, LGC-HDMI_, LGC-USBC, etc.)

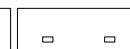


CPC, CPP2
Table center with electrical/communication module(s)

POSITIONING



GC, PC, CPC



G2, P2



CPP2

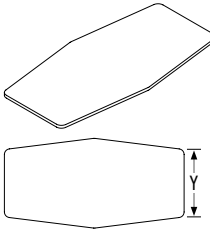
Approx. no. of seats

W x D x H (in) Y (in) W x D x H (mm) Y (mm) Code (\$)

With options: GC (\$), G2 (\$), PC (\$), P2 (\$), CPC (\$), CPP2 (\$)

Diamond surfaces with radius corners

Laminate surface 1 1/2" (38 mm) thick, 1 section. Channel for cable management included with option of grommet(s), electrical module(s) or table center.
Must be ordered separately: 2 leg kits or 2 bases.



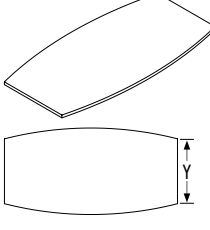
Note: 36" D (900 mm) surfaces cannot accept LB__ or UCB__ bases.

Approx. no. of seats	W x D x H (in)	Y (in)	W x D x H (mm)	Y (mm)	Code	(\$)	GC (\$)	G2 (\$)	PC (\$)	P2 (\$)	CPC (\$)	CPP2 (\$)
6	72 x 36 x 1 1/2	30	1800 x 900 x 38	750	T5N__-DR3672	973	1,435	-	1,964	-	-	-
8	84 x 36 x 1 1/2	30	2100 x 900 x 38	750	T5N__-DR3684	1,071	1,560	1,639	2,095	3,681	-	-
8	96 x 36 x 1 1/2	30	2400 x 900 x 38	750	T5N__-DR3696	1,182	1,672	1,752	2,207	3,797	-	-
6	72 x 42 x 1 1/2	36	1800 x 1050 x 38	900	T5N__-DR4272	1,119	1,580	-	2,109	-	2,549	-
8	84 x 42 x 1 1/2	36	2100 x 1050 x 38	900	T5N__-DR4284	1,289	1,777	1,856	2,312	3,896	2,753	-
8	96 x 42 x 1 1/2	36	2400 x 1050 x 38	900	T5N__-DR4296	1,452	1,941	2,021	2,475	4,065	2,917	5,082
6	72 x 48 x 1 1/2	36	1800 x 1200 x 38	900	T5N__-DR4872	1,138	1,598	-	2,127	-	2,568	-
8	84 x 48 x 1 1/2	36	2100 x 1200 x 38	900	T5N__-DR4884	1,306	1,794	1,875	2,329	3,914	2,772	-
8	96 x 48 x 1 1/2	36	2400 x 1200 x 38	900	T5N__-DR4896	1,467	1,954	2,035	2,489	4,081	2,932	5,096
6	72 x 54 x 1 1/2	42	1800 x 1350 x 38	1050	T5N__-DR5472	1,282	1,743	-	2,271	-	2,713	-
8	84 x 54 x 1 1/2	42	2100 x 1350 x 38	1050	T5N__-DR5484	1,426	1,914	1,993	2,448	4,032	2,888	-
8	96 x 54 x 1 1/2	42	2400 x 1350 x 38	1050	T5N__-DR5496	1,578	2,064	2,146	2,599	4,192	3,042	5,209

Surface 5. Smooth edge N. Specify matching (N) or contrasting (K, S, W) edge. Grommet/module option: specify no module (N) or an accent color (K, S, W) after the edge color and specify the type of grommet/module at the end of the product code.

Boat surfaces

Laminate surface 1 1/2" (38 mm) thick, 1 section. Channel for cable management included with option of grommet(s), electrical module(s) or table center.
Must be ordered separately: 2 leg kits or 2 bases.



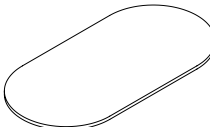
Note: 36" D (900 mm) surfaces cannot accept LB__ or UCB__ bases.

Approx. no. of seats	W x D x H (in)	Y (in)	W x D x H (mm)	Y (mm)	Code	(\$)	GC (\$)	G2 (\$)	PC (\$)	P2 (\$)	CPC (\$)	CPP2 (\$)
6	72 x 36 x 1 1/2	30	1800 x 900 x 38	750	T5N__-B3672	973	1,435	-	1,964	-	-	-
8	84 x 36 x 1 1/2	30	2100 x 900 x 38	750	T5N__-B3684	1,071	1,560	1,639	2,095	3,681	-	-
8	96 x 36 x 1 1/2	30	2400 x 900 x 38	750	T5N__-B3696	1,182	1,672	1,752	2,207	3,797	-	-
6	72 x 42 x 1 1/2	36	1800 x 1050 x 38	900	T5N__-B4272	1,119	1,580	-	2,109	-	2,549	-
8	84 x 42 x 1 1/2	36	2100 x 1050 x 38	900	T5N__-B4284	1,289	1,777	1,856	2,312	3,896	2,753	-
8	96 x 42 x 1 1/2	36	2400 x 1050 x 38	900	T5N__-B4296	1,452	1,941	2,021	2,475	4,065	2,917	5,082
6	72 x 48 x 1 1/2	36	1800 x 1200 x 38	900	T5N__-B4872	1,138	1,598	-	2,127	-	2,568	-
8	84 x 48 x 1 1/2	36	2100 x 1200 x 38	900	T5N__-B4884	1,306	1,794	1,875	2,329	3,914	2,772	-
8	96 x 48 x 1 1/2	36	2400 x 1200 x 38	900	T5N__-B4896	1,467	1,954	2,035	2,489	4,081	2,932	5,096
6	72 x 54 x 1 1/2	42	1800 x 1350 x 38	1050	T5N__-B5472	1,282	1,743	-	2,271	-	2,713	-
8	84 x 54 x 1 1/2	42	2100 x 1350 x 38	1050	T5N__-B5484	1,426	1,914	1,993	2,448	4,032	2,888	-
8	96 x 54 x 1 1/2	42	2400 x 1350 x 38	1050	T5N__-B5496	1,578	2,064	2,146	2,599	4,192	3,042	5,209

Surface 5. Smooth edge N. Specify matching (N) or contrasting (K, S, W) edge. Grommet/module option: specify no module (N) or an accent color (K, S, W) after the edge color and specify the type of grommet/module at the end of the product code.

Racetrack surfaces

Laminate surface 1 1/2" (38 mm) thick, 1 section. Channel for cable management included with option of grommet(s), electrical module(s) or table center.
Must be ordered separately: 2 leg kits or 2 bases.




Note: 36" D (900 mm) surfaces cannot accept LB__ or UCB__ bases.

Approx. no. of seats	W x D x H (in)	Y (in)	W x D x H (mm)	Y (mm)	Code	(\$)	GC (\$)	G2 (\$)	PC (\$)	P2 (\$)	CPC (\$)	CPP2 (\$)
8	72 x 36 x 1 1/2	30	1800 x 900 x 38	750	T5N__-RT3672	1,021	1,482	-	2,010	-	-	-
10	84 x 36 x 1 1/2	30	2100 x 900 x 38	750	T5N__-RT3684	1,119	1,607	1,687	2,142	3,725	-	-
10	96 x 36 x 1 1/2	30	2400 x 900 x 38	750	T5N__-RT3696	1,201	1,689	1,770	2,224	3,817	-	-
8	72 x 42 x 1 1/2	36	1800 x 1050 x 38	900	T5N__-RT4272	1,114	1,575	-	2,102	-	2,543	-
10	84 x 42 x 1 1/2	36	2100 x 1050 x 38	900	T5N__-RT4284	1,264	1,752	1,832	2,288	3,871	2,727	-
10	96 x 42 x 1 1/2	36	2400 x 1050 x 38	900	T5N__-RT4296	1,402	1,891	1,971	2,425	4,016	2,866	5,033
8	72 x 48 x 1 1/2	36	1800 x 1200 x 38	900	T5N__-RT4872	1,264	1,725	-	2,253	-	2,695	-
10	84 x 48 x 1 1/2	36	2100 x 1200 x 38	900	T5N__-RT4884	1,402	1,891	1,971	2,425	4,009	2,866	-
10	96 x 48 x 1 1/2	36	2400 x 1200 x 38	900	T5N__-RT4896	1,557	2,046	2,127	2,580	4,171	3,021	5,188
8	72 x 54 x 1 1/2	42	1800 x 1350 x 38	1050	T5N__-RT5472	1,371	1,832	-	2,360	-	2,801	-
10	84 x 54 x 1 1/2	42	2100 x 1350 x 38	1050	T5N__-RT5484	1,518	2,005	2,086	2,541	4,124	2,982	-
10	96 x 54 x 1 1/2	42	2400 x 1350 x 38	1050	T5N__-RT5496	1,669	2,157	2,238	2,693	4,282	3,131	5,298

Surface 5. Smooth edge N. Specify matching (N) or contrasting (K, S, W) edge. Grommet/module option: specify no module (N) or an accent color (K, S, W) after the edge color and specify the type of grommet/module at the end of the product code.

Oval surfaces

Laminate surface 1 1/2" (38 mm) thick, 1 section. Channel for cable management included with option of grommet(s), electrical module(s) or table center.
Must be ordered separately: 2 leg kits or 2 bases.

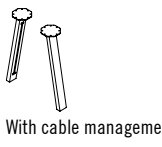


Approx. no. of seats	W x D x H (in)	Y (in)	W x D x H (mm)	Y (mm)	Code	(\$)	GC (\$)	G2 (\$)	PC (\$)	P2 (\$)	CPC (\$)	CPP2 (\$)
6	72 x 42 x 1 1/2	36	1800 x 1050 x 38	900	T5N__-O4272	1,021	1,482	-	2,010	-	2,451	-
8	84 x 42 x 1 1/2	36	2100 x 1050 x 38	900	T5N__-O4284	1,119	1,607	1,687	2,142	3,725	2,583	-
10	96 x 42 x 1 1/2	36	2400 x 1050 x 38	900	T5N__-O4296	1,201	1,689	1,770	2,224	3,817	2,667	4,833
6	72 x 48 x 1 1/2	36	1800 x 1200 x 38	900	T5N__-O4872	1,114	1,575	-	2,102	-	2,543	-
8	84 x 48 x 1 1/2	36	2100 x 1200 x 38	900	T5N__-O4884	1,264	1,752	1,832	2,288	3,871	2,727	-
10	96 x 48 x 1 1/2	36	2400 x 1200 x 38	900	T5N__-O4896	1,402	1,891	1,971	2,425	4,016	2,866	5,033
8	72 x 54 x 1 1/2	42	1800 x 1350 x 38	1050	T5N__-O5472	1,264	1,725	-	2,253	-	2,695	-
10	84 x 54 x 1 1/2	42	2100 x 1350 x 38	1050	T5N__-O5484	1,402	1,891	1,971	2,425	4,009	2,866	-
12	96 x 54 x 1 1/2	42	2400 x 1350 x 38	1050	T5N__-O5496	1,557	2,046	2,127	2,580	4,171	3,021	5,188

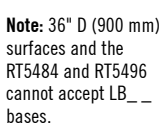
Surface 5. Smooth edge N. Specify matching (N) or contrasting (K, S, W) edge. Grommet/module option: specify no module (N) or an accent color (K, S, W) after the edge color and specify the type of grommet/module at the end of the product code.

LEGS, BASES AND ACCESSORIES FOR 1-SECTION SURFACES – 72" TO 96" W

W x D x H (in)	W x D x H (mm)	Code	(\$)
Metal angled legs			
<i>Kit of 2 steel legs. WM at the end of the code indicates that one leg will have a cavity for cable management.</i>			
<i>Without cable management</i>			
1 1/2 x 3 x 28	38 x 76 x 711	TNNN_-ATL228	501
Specify leg color (K, S, W).			
<i>With cable management</i>			
1 1/2 x 3 x 28	38 x 76 x 711	TNNN_-ATL228WM	535
Specify leg color (K, S, W).			

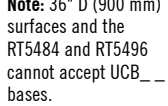


W x D x H (in)	W x D x H (mm)	Code	(\$)
Thermofused laminate bases			
<i>Base accommodates cables that plug into a floor outlet. WM at the end of the code indicates a base with 110° hinges and a storage compartment with lock.</i>			
<i>For 42" D (1050 mm) surfaces, without cable access</i>			
20 x 4 3/4 x 28	518 x 120 x 711	TNNNN-LB0520	662
20 x 9 x 28	518 x 225 x 711	TNNNN-LB0920	731
<i>For 42" D (1050 mm) surfaces, with cable access</i>			
20 x 4 3/4 x 28	518 x 120 x 711	TNNNN-LB0520WM	796
20 x 9 x 28	518 x 225 x 711	TNNNN-LB0920WM	918
<i>For 48" and 54" D (1200 and 1350 mm) surfaces, without cable access</i>			
24 x 4 3/4 x 28	618 x 120 x 711	TNNNN-LB0524	695
24 x 9 x 28	618 x 225 x 711	TNNNN-LB0924	766
<i>For 48" and 54" D (1200 and 1350 mm) surfaces, with cable access</i>			
24 x 4 3/4 x 28	618 x 120 x 711	TNNNN-LB0524WM	829
24 x 9 x 28	618 x 225 x 711	TNNNN-LB0924WM	973



Note: 36" D (900 mm) surfaces and the RT5484 and RT5496 cannot accept LB__ bases.

W x D x H (in)	W x D x H (mm)	Code	(\$)
U-shape combined bases			
<i>Laminate base with aluminum contours.</i>			
<i>For 42" D (1050 mm) surfaces</i>			
20 x 6 x 28	530 x 150 x 711	TNNN_-UCB20	710
Specify accent color (K, S, W).			
<i>For 48" and 54" D (1200 and 1350 mm) surfaces</i>			
24 x 6 x 28	630 x 150 x 711	TNNN_-UCB24	731
Specify accent color (K, S, W).			



Note: 36" D (900 mm) surfaces and the RT5484 and RT5496 cannot accept UCB__ bases.

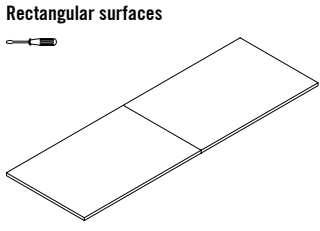
W x D x H (in)	W x D x H (mm)	Code	Gr1	Gr2	Gr3	Gr4	Gr5	Gr6	Gr8
Fabric vertical wire cover									
<i>Allows vertical cable management. Diameter of 2 1/2" (63 mm). With zipper. All United Chair® standard fabrics are applicable.</i>									
2 1/2 x 2 1/2 x 52	63 x 63 x 1320	DVW48	107	112	124	130	144	158	172
Specify the fabric code at the end of the product code.									



W x D x H (in)	W x D x H (mm)	Code	(\$)
Cable management fasteners			
<i>Install beneath work surfaces. Make it possible to pinch cables beneath the work surface for cable management. Grey. Pack of 5.</i>			
5 1/2 x 1 1/2 x 1	140 x 40 x 25	LGC-WMC05	124



2-SECTION SURFACES – 108" TO 192" W



Approx. no. of seats	W x D x H (in)	W x D x H (mm)	Code	(\$)	With options: GC (\$)	G2 (\$)	G3 (\$)	PC (\$)	P2 (\$)	P3 (\$)	CPC (\$)	CPP2 (\$)
Rectangular surfaces												
<i>Laminate surface 1 1/2" (38 mm) thick, 2 sections. Channel for cable management included with option of grommet(s), electrical module(s) or table center.</i>												
Must be ordered separately: 3 leg kits or 3 bases.												
10	108 x 48 x 1 1/2	2700 x 1200 x 38	T5N_-RC48108	1,702	2,217	2,296	2,376	2,791	4,282	4,958	3,233	5,358
10	120 x 48 x 1 1/2	3000 x 1200 x 38	T5N_-RC48120	1,854	2,369	2,449	2,530	2,944	4,441	5,110	3,385	5,552
12	132 x 48 x 1 1/2	3300 x 1200 x 38	T5N_-RC48132	2,008	2,575	2,656	2,736	3,157	4,655	5,330	3,539	5,719
12	144 x 48 x 1 1/2	3600 x 1200 x 38	T5N_-RC48144	2,161	2,729	2,809	2,888	4,220	4,942	5,496	4,668	5,937
14	156 x 48 x 1 1/2	3900 x 1200 x 38	T5N_-RC48156	2,305	2,872	2,954	3,033	4,370	5,132	5,647	4,817	6,088
14	168 x 48 x 1 1/2	4200 x 1200 x 38	T5N_-RC48168	2,461	3,082	3,162	3,241	4,586	5,348	5,882	5,027	6,324
16	180 x 48 x 1 1/2	4500 x 1200 x 38	T5N_-RC48180	2,604	3,227	3,307	3,386	4,730	5,500	6,034	5,170	6,474
16	192 x 48 x 1 1/2	4800 x 1200 x 38	T5N_-RC48192	2,755	3,378	3,457	3,538	4,883	5,671	6,185	5,323	6,626
12	108 x 54 x 1 1/2	2700 x 1350 x 38	T5N_-RC54108	1,892	2,408	2,487	2,568	2,982	4,472	5,148	3,422	5,549
12	120 x 54 x 1 1/2	3000 x 1350 x 38	T5N_-RC54120	2,047	2,562	2,643	2,723	3,137	4,633	5,302	3,579	5,745
14	132 x 54 x 1 1/2	3300 x 1350 x 38	T5N_-RC54132	2,199	2,768	2,849	2,929	3,349	4,846	5,522	3,732	5,909
14	144 x 54 x 1 1/2	3600 x 1350 x 38	T5N_-RC54144	2,344	2,911	2,993	3,072	4,403	5,125	5,678	4,850	6,120
16	156 x 54 x 1 1/2	3900 x 1350 x 38	T5N_-RC54156	2,497	3,066	3,147	3,227	4,562	5,325	5,840	5,011	6,282
16	168 x 54 x 1 1/2	4200 x 1350 x 38	T5N_-RC54168	2,644	3,265	3,345	3,426	4,768	5,531	6,065	5,211	6,507
18	180 x 54 x 1 1/2	4500 x 1350 x 38	T5N_-RC54180	2,787	3,410	3,490	3,569	4,913	5,683	6,217	5,354	6,657
18	192 x 54 x 1 1/2	4800 x 1350 x 38	T5N_-RC54192	2,949	3,571	3,651	3,733	5,075	5,864	6,379	5,516	6,819

Surface 5. Smooth edge N. Specify matching (N) or contrasting (K, S, W) edge. Grommet/module option: specify no module (N) or an accent color (K, S, W) after the edge color and specify the type of grommet/module at the end of the product code.

TECHNOLOGY INTEGRATION

GC, G2, G3
Grommet(s)

PC, P2, P3
Electrical/communication module(s)

Can accept a connector (LGC-RJ45K, LGC-HDMI_, LGC-USBCK, etc.)

CPC, CPP2
Table center with electrical/communication module(s)

POSITIONING

GC, PC, CPC

G2, P2

G3, P3, CPP2

ASSEMBLY REQUIRED QUICKSHIP PROGRAM

Approx. no. of seats	W x D x H (in)	Y (in)	W x D x H (mm)	Y (mm)	Code	(\$)	With options:											
							GC (\$)	G2 (\$)	G3 (\$)	PC (\$)	P2 (\$)	P3 (\$)	CPC (\$)	CPP2 (\$)				
Rectangular surfaces (cont'd)																		
10	108 x 48 x 1 1/2		2700 x 1200 x 38		T5K__RC48108	2,129	2,643	2,723	2,803	3,216	4,707	5,382	3,659	5,783				
10	120 x 48 x 1 1/2		3000 x 1200 x 38		T5K__RC48120	2,319	2,834	2,914	2,995	3,410	4,908	5,575	3,851	6,015				
12	132 x 48 x 1 1/2		3300 x 1200 x 38		T5K__RC48132	2,512	3,079	3,160	3,239	3,661	5,158	5,832	4,041	6,221				
12	144 x 48 x 1 1/2		3600 x 1200 x 38		T5K__RC48144	2,702	3,270	3,350	3,431	4,761	5,482	6,038	5,210	6,478				
14	156 x 48 x 1 1/2		3900 x 1200 x 38		T5K__RC48156	2,883	3,452	3,531	3,612	4,947	5,711	6,224	5,397	6,666				
14	168 x 48 x 1 1/2		4200 x 1200 x 38		T5K__RC48168	3,072	3,694	3,773	3,854	5,198	5,960	6,496	5,639	6,935				
16	180 x 48 x 1 1/2		4500 x 1200 x 38		T5K__RC48180	3,256	3,877	3,956	4,038	5,381	6,151	6,685	5,823	7,127				
16	192 x 48 x 1 1/2		4800 x 1200 x 38		T5K__RC48192	3,443	4,065	4,146	4,227	5,569	6,359	6,873	6,011	7,314				
12	108 x 54 x 1 1/2		2700 x 1350 x 38		T5K__RC54108	2,365	2,881	2,960	3,040	3,455	4,945	5,621	3,896	6,022				
12	120 x 54 x 1 1/2		3000 x 1350 x 38		T5K__RC54120	2,559	3,074	3,154	3,234	3,648	5,145	5,813	4,090	6,257				
14	132 x 54 x 1 1/2		3300 x 1350 x 38		T5K__RC54132	2,751	3,319	3,398	3,479	3,900	5,398	6,072	4,281	6,462				
14	144 x 54 x 1 1/2		3600 x 1350 x 38		T5K__RC54144	2,930	3,496	3,579	3,659	4,989	5,711	6,265	5,435	6,706				
16	156 x 54 x 1 1/2		3900 x 1350 x 38		T5K__RC54156	3,123	3,690	3,770	3,851	5,188	5,951	6,465	5,636	6,905				
16	168 x 54 x 1 1/2		4200 x 1350 x 38		T5K__RC54168	3,306	3,927	4,006	4,087	5,431	6,193	6,728	5,873	7,169				
18	180 x 54 x 1 1/2		4500 x 1350 x 38		T5K__RC54180	3,485	4,108	4,187	4,268	5,611	6,380	6,915	6,052	7,356				
18	192 x 54 x 1 1/2		4800 x 1350 x 38		T5K__RC54192	3,687	4,307	4,388	4,467	5,810	6,600	7,115	6,254	7,557				

Surface 5. Knife edge K. Specify matching (N) or contrasting (K, S, W) edge. Grommet/module option: specify no module (N) or an accent color (K, S, W) after the edge color and specify the type of grommet/module at the end of the product code.

A-shape surfaces		<i>Laminate surface 1 1/2" (38 mm) thick, 2 sections. Channel for cable management included with option of grommet(s), electrical module(s) or table center. Must be ordered separately: 3 leg kits or 3 bases.</i>															
10	108 x 48 x 1 1/2	36	2700 x 1200 x 38	900	T5N__A48108	1,882	2,399	2,478	2,559	2,973	4,464	5,140	3,415	5,541			
10	120 x 48 x 1 1/2	36	3000 x 1200 x 38	900	T5N__A48120	2,038	2,554	2,633	2,715	3,128	4,627	5,295	3,569	5,736			
10	132 x 48 x 1 1/2	36	3300 x 1200 x 38	900	T5N__A48132	2,191	2,759	2,840	2,920	3,342	4,838	5,514	3,722	5,902			
12	144 x 48 x 1 1/2	36	3600 x 1200 x 38	900	T5N__A48144	2,329	2,897	2,978	3,057	4,388	5,110	5,664	4,836	6,106			
12	156 x 48 x 1 1/2	36	3900 x 1200 x 38	900	T5N__A48156	2,481	3,050	3,129	3,210	4,548	5,310	5,824	4,995	6,265			
14	168 x 48 x 1 1/2	36	4200 x 1200 x 38	900	T5N__A48168	2,635	3,257	3,337	3,417	4,761	5,524	6,059	5,202	6,499			
14	180 x 48 x 1 1/2	36	4500 x 1200 x 38	900	T5N__A48180	2,780	3,403	3,483	3,563	4,908	5,675	6,210	5,348	6,652			
16	192 x 48 x 1 1/2	36	4800 x 1200 x 38	900	T5N__A48192	2,943	3,564	3,644	3,724	5,069	5,857	6,371	5,509	6,814			
12	108 x 54 x 1 1/2	42	2700 x 1350 x 38	1050	T5N__A54108	2,038	2,554	2,633	2,715	3,128	4,619	5,295	3,569	5,696			
12	120 x 54 x 1 1/2	42	3000 x 1350 x 38	1050	T5N__A54120	2,210	2,725	2,805	2,885	3,300	4,796	5,465	3,742	5,906			
12	132 x 54 x 1 1/2	42	3300 x 1350 x 38	1050	T5N__A54132	2,376	2,945	3,026	3,105	3,528	5,023	5,699	3,907	6,087			
14	144 x 54 x 1 1/2	42	3600 x 1350 x 38	1050	T5N__A54144	2,539	3,106	3,187	3,267	4,598	5,321	5,876	5,046	6,316			
14	156 x 54 x 1 1/2	42	3900 x 1350 x 38	1050	T5N__A54156	2,706	3,276	3,357	3,436	4,774	5,534	6,050	5,221	6,491			
16	168 x 54 x 1 1/2	42	4200 x 1350 x 38	1050	T5N__A54168	2,885	3,507	3,587	3,667	5,011	5,773	6,308	5,453	6,749			
16	180 x 54 x 1 1/2	42	4500 x 1350 x 38	1050	T5N__A54180	3,053	3,674	3,754	3,836	5,179	5,949	6,483	5,621	6,924			
18	192 x 54 x 1 1/2	42	4800 x 1350 x 38	1050	T5N__A54192	3,227	3,847	3,928	4,008	5,351	6,140	6,655	5,794	7,096			

Surface 5. Smooth edge N. Specify matching (N) or contrasting (K, S, W) edge. Grommet/module option: specify no module (N) or an accent color (K, S, W) after the edge color and specify the type of grommet/module at the end of the product code.

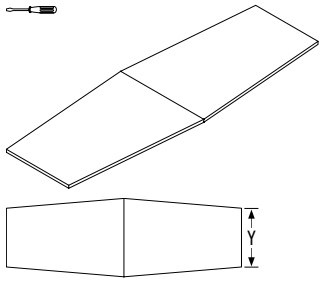
10	108 x 48 x 1 1/2	36	2700 x 1200 x 38	900	T5K__A48108	2,356	2,870	2,950	3,031	3,446	4,937	5,611	3,888	6,012
10	120 x 48 x 1 1/2	36	3000 x 1200 x 38	900	T5K__A48120	2,547	3,063	3,142	3,223	3,637	5,133	5,803	4,078	6,244
10	132 x 48 x 1 1/2	36	3300 x 1200 x 38	900	T5K__A48132	2,739	3,308	3,387	3,468	3,890	5,386	6,062	4,270	6,449
12	144 x 48 x 1 1/2	36	3600 x 1200 x 38	900	T5K__A48144	2,911	3,480	3,561	3,640	4,971	5,694	6,247	5,419	6,689
12	156 x 48 x 1 1/2	36	3900 x 1200 x 38	900	T5K__A48156	3,102	3,670	3,749	3,829	5,167	5,930	6,444	5,616	6,886
14	168 x 48 x 1 1/2	36	4200 x 1200 x 38	900	T5K__A48168	3,294	3,916	3,997	4,076	5,420	6,182	6,717	5,860	7,158
14	180 x 48 x 1 1/2	36	4500 x 1200 x 38	900	T5K__A48180	3,478	4,099	4,179	4,259	5,604	6,371	6,907	6,043	7,349
16	192 x 48 x 1 1/2	36	4800 x 1200 x 38	900	T5K__A48192	3,677	4,300	4,379	4,461	5,804	6,594	7,107	6,245	7,547
12	108 x 54 x 1 1/2	42	2700 x 1350 x 38	1050	T5K__A54108	2,547	3,063	3,142	3,223	3,637	5,127	5,803	4,078	6,205
12	120 x 54 x 1 1/2	42	3000 x 1350 x 38	1050	T5K__A54120	2,761	3,277	3,358	3,438	3,852	5,349	6,016	4,294	6,460
12	132 x 54 x 1 1/2	42	3300 x 1350 x 38	1050	T5K__A54132	2,971	3,539	3,618	3,698	4,120	5,618	6,292	4,501	6,681
14	144 x 54 x 1 1/2	42	3600 x 1350 x 38	1050	T5K__A54144	3,174	3,742	3,821	3,901	5,231	5,954	6,508	5,678	6,949
14	156 x 54 x 1 1/2	42	3900 x 1350 x 38	1050	T5K__A54156	3,384	3,952	4,032	4,113	5,450	6,211	6,727	5,898	7,167
16	168 x 54 x 1 1/2	42	4200 x 1350 x 38	1050	T5K__A54168	3,609	4,230	4,310	4,390	5,734	6,497	7,031	6,176	7,471
16	180 x 54 x 1 1/2	42	4500 x 1350 x 38	1050	T5K__A54180	3,818	4,439	4,519	4,599	5,942	6,712	7,247	6,386	7,688
18	192 x 54 x 1 1/2	42	4800 x 1350 x 38	1050	T5K__A54192	4,030	4,653	4,733	4,813	6,157	6,946	7,460	6,598	7,902

Surface 5. Knife edge K. Specify matching (N) or contrasting (K, S, W) edge. Grommet/module option: specify no module (N) or an accent color (K, S, W) after the edge color and specify the type of grommet/module at the end of the product code.

Diamond surfaces		<i>Laminate surface 1 1/2" (38 mm) thick, 2 sections. Channel for cable management included with option of grommet(s), electrical module(s) or table center. Must be ordered separately: 3 leg kits or 3 bases.</i>															
10	108 x 48 x 1 1/2	36	2700 x 1200 x 38	900	T5N__D48108	1,882	2,399	2,478	2,559	2,973	4,464	5,140	3,415	5,541			
10	120 x 48 x 1 1/2	36	3000 x 1200 x 38	900	T5N__D48120	2,038	2,554	2,633	2,715	3,128	4,627	5,295	3,569	5,736			
10	132 x 48 x 1 1/2	36	3300 x 1200 x 38	900	T5N__D48132	2,191	2,759	2,840	2,920	3,342	4,838	5,514	3,722	5,902			
12	144 x 48 x 1 1/2	36	3600 x 1200 x 38	900	T5N__D48144	2,329	2,897	2,978	3,057	4,388	5,110	5,664	4,836	6,106			
12	156 x 48 x 1 1/2	36	3900 x 1200 x 38	900	T5N__D48156	2,481	3,050	3,129	3,210	4,548	5,310	5,824	4,995	6,265			
14	168 x 48 x 1 1/2	36	4200 x 1200 x 38	900	T5N__D48168	2,635	3,257	3,337	3,417	4,761	5,524	6,059	5,202	6,499			
14	180 x 48 x 1 1/2	36	4500 x 1200 x 38	900	T5N__D48180	2,780	3,403	3,483	3,563	4,908	5,675	6,210	5,348	6,652			
16	192 x 48 x 1 1/2	36	4800 x 1200 x 38	900	T5N__D48192	2,943	3,564	3,644	3,724	5,069	5,857	6,371	5,509	6,814			
12	108 x 54 x 1 1/2	42	2700 x 1350 x 38	1050	T5N__D54108	2,038	2,554	2,633	2,715	3,128	4,619	5,295	3,569	5,696			
12	120 x 54 x 1 1/2	42	3000 x 1350 x 38	1050	T5N__D54120	2,210	2,725	2,805	2,885	3,300	4,796	5,465	3,742	5,906			

ASSEMBLY REQUIRED

Approx. no. of seats	W x D x H (in)	Y (in)	W x D x H (mm)	Y (mm)	Code	(\$)	With options:									
							GC (\$)	G2 (\$)	G3 (\$)	PC (\$)	P2 (\$)	P3 (\$)	CPC (\$)	CPP2 (\$)		
Diamond surfaces (cont'd)																
12	132 x 54 x 1 1/2	42	3300 x 1350 x 38	1050	T5N_-D54132	2,376	2,945	3,026	3,105	3,528	5,023	5,699	3,907	6,087		
14	144 x 54 x 1 1/2	42	3600 x 1350 x 38	1050	T5N_-D54144	2,539	3,106	3,187	3,267	4,598	5,321	5,876	5,046	6,316		
14	156 x 54 x 1 1/2	42	3900 x 1350 x 38	1050	T5N_-D54156	2,706	3,276	3,357	3,436	4,774	5,534	6,050	5,221	6,491		
16	168 x 54 x 1 1/2	42	4200 x 1350 x 38	1050	T5N_-D54168	2,885	3,507	3,587	3,667	5,011	5,773	6,308	5,453	6,749		
16	180 x 54 x 1 1/2	42	4500 x 1350 x 38	1050	T5N_-D54180	3,053	3,674	3,754	3,836	5,179	5,949	6,483	5,621	6,924		
18	192 x 54 x 1 1/2	42	4800 x 1350 x 38	1050	T5N_-D54192	3,227	3,847	3,928	4,008	5,351	6,140	6,655	5,794	7,096		

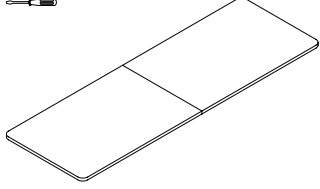


Surface 5. Smooth edge N. Specify matching (N) or contrasting (K, S, W) edge. Grommet/module option: specify no module (N) or an accent color (K, S, W) after the edge color and specify the type of grommet/module at the end of the product code.

10	108 x 48 x 1 1/2	36	2700 x 1200 x 38	900	T5K_-D48108	2,356	2,870	2,950	3,031	3,446	4,937	5,611	3,888	6,012
10	120 x 48 x 1 1/2	36	3000 x 1200 x 38	900	T5K_-D48120	2,547	3,063	3,142	3,223	3,637	5,133	5,803	4,078	6,244
10	132 x 48 x 1 1/2	36	3300 x 1200 x 38	900	T5K_-D48132	2,739	3,308	3,387	3,468	3,890	5,386	6,062	4,270	6,449
12	144 x 48 x 1 1/2	36	3600 x 1200 x 38	900	T5K_-D48144	2,911	3,480	3,561	3,640	4,971	5,694	6,247	5,419	6,689
12	156 x 48 x 1 1/2	36	3900 x 1200 x 38	900	T5K_-D48156	3,102	3,670	3,749	3,829	5,167	5,930	6,444	5,616	6,886
14	168 x 48 x 1 1/2	36	4200 x 1200 x 38	900	T5K_-D48168	3,294	3,916	3,997	4,076	5,420	6,182	6,717	5,860	7,158
14	180 x 48 x 1 1/2	36	4500 x 1200 x 38	900	T5K_-D48180	3,478	4,099	4,179	4,259	5,604	6,371	6,907	6,043	7,349
16	192 x 48 x 1 1/2	36	4800 x 1200 x 38	900	T5K_-D48192	3,677	4,300	4,379	4,461	5,804	6,594	7,107	6,245	7,547
12	108 x 54 x 1 1/2	42	2700 x 1350 x 38	1050	T5K_-D54108	2,547	3,063	3,142	3,223	3,637	5,127	5,803	4,078	6,205
12	120 x 54 x 1 1/2	42	3000 x 1350 x 38	1050	T5K_-D54120	2,761	3,277	3,358	3,438	3,852	5,349	6,016	4,294	6,460
12	132 x 54 x 1 1/2	42	3300 x 1350 x 38	1050	T5K_-D54132	2,971	3,539	3,618	3,698	4,120	5,618	6,292	4,501	6,681
14	144 x 54 x 1 1/2	42	3600 x 1350 x 38	1050	T5K_-D54144	3,174	3,742	3,821	3,901	5,231	5,954	6,508	5,678	6,949
14	156 x 54 x 1 1/2	42	3900 x 1350 x 38	1050	T5K_-D54156	3,384	3,952	4,032	4,113	5,450	6,211	6,727	5,898	7,167
16	168 x 54 x 1 1/2	42	4200 x 1350 x 38	1050	T5K_-D54168	3,609	4,230	4,310	4,390	5,734	6,497	7,031	6,176	7,471
16	180 x 54 x 1 1/2	42	4500 x 1350 x 38	1050	T5K_-D54180	3,818	4,439	4,519	4,599	5,942	6,712	7,247	6,386	7,688
18	192 x 54 x 1 1/2	42	4800 x 1350 x 38	1050	T5K_-D54192	4,030	4,653	4,733	4,813	6,157	6,946	7,460	6,598	7,902

Surface 5. Knife edge K. Specify matching (N) or contrasting (K, S, W) edge. Grommet/module option: specify no module (N) or an accent color (K, S, W) after the edge color and specify the type of grommet/module at the end of the product code.

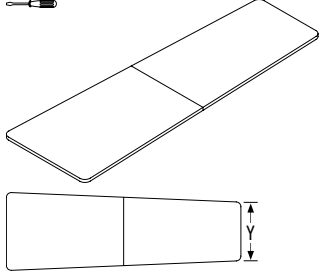
Rectangular surfaces with radius corners *Laminate surface 1 1/2" (38 mm) thick, 2 sections. Channel for cable management included with option of grommet(s), electrical module(s) or table center. Must be ordered separately: 3 leg kits or 3 bases.*



10	108 x 48 x 1 1/2	36	2700 x 1200 x 38	900	T5N_-RCR48108	1,882	2,399	2,478	2,559	2,973	4,464	5,140	3,415	5,541
10	120 x 48 x 1 1/2	36	3000 x 1200 x 38	900	T5N_-RCR48120	2,038	2,554	2,633	2,715	3,128	4,627	5,295	3,569	5,736
12	132 x 48 x 1 1/2	36	3300 x 1200 x 38	900	T5N_-RCR48132	2,191	2,759	2,840	2,920	3,342	4,838	5,514	3,722	5,902
12	144 x 48 x 1 1/2	36	3600 x 1200 x 38	900	T5N_-RCR48144	2,329	2,897	2,978	3,057	4,388	5,110	5,664	4,836	6,106
14	156 x 48 x 1 1/2	36	3900 x 1200 x 38	900	T5N_-RCR48156	2,481	3,050	3,129	3,210	4,548	5,310	5,824	4,995	6,265
14	168 x 48 x 1 1/2	36	4200 x 1200 x 38	900	T5N_-RCR48168	2,635	3,257	3,337	3,417	4,761	5,524	6,059	5,202	6,499
16	180 x 48 x 1 1/2	36	4500 x 1200 x 38	900	T5N_-RCR48180	2,780	3,403	3,483	3,563	4,908	5,675	6,210	5,348	6,652
16	192 x 48 x 1 1/2	36	4800 x 1200 x 38	900	T5N_-RCR48192	2,943	3,564	3,644	3,724	5,069	5,857	6,371	5,509	6,814
12	108 x 54 x 1 1/2	42	2700 x 1350 x 38	1050	T5N_-RCR54108	2,038	2,554	2,633	2,715	3,128	4,619	5,295	3,569	5,696
12	120 x 54 x 1 1/2	42	3000 x 1350 x 38	1050	T5N_-RCR54120	2,210	2,725	2,805	2,885	3,300	4,796	5,465	3,742	5,906
14	132 x 54 x 1 1/2	42	3300 x 1350 x 38	1050	T5N_-RCR54132	2,376	2,945	3,026	3,105	3,528	5,023	5,699	3,907	6,087
14	144 x 54 x 1 1/2	42	3600 x 1350 x 38	1050	T5N_-RCR54144	2,539	3,106	3,187	3,267	4,598	5,321	5,876	5,046	6,316
16	156 x 54 x 1 1/2	42	3900 x 1350 x 38	1050	T5N_-RCR54156	2,706	3,276	3,357	3,436	4,774	5,534	6,050	5,221	6,491
16	168 x 54 x 1 1/2	42	4200 x 1350 x 38	1050	T5N_-RCR54168	2,885	3,507	3,587	3,667	5,011	5,773	6,308	5,453	6,749
18	180 x 54 x 1 1/2	42	4500 x 1350 x 38	1050	T5N_-RCR54180	3,053	3,674	3,754	3,836	5,179	5,949	6,483	5,621	6,924
18	192 x 54 x 1 1/2	42	4800 x 1350 x 38	1050	T5N_-RCR54192	3,227	3,847	3,928	4,008	5,351	6,140	6,655	5,794	7,096

Surface 5. Smooth edge N. Specify matching (N) or contrasting (K, S, W) edge. Grommet/module option: specify no module (N) or an accent color (K, S, W) after the edge color and specify the type of grommet/module at the end of the product code.

A-shape surfaces with radius corners *Laminate surface 1 1/2" (38 mm) thick, 2 sections. Channel for cable management included with option of grommet(s), electrical module(s) or table center. Must be ordered separately: 3 leg kits or 3 bases.*



10	108 x 48 x 1 1/2	36	2700 x 1200 x 38	900	T5N_-AR48108	1,882	2,399	2,478	2,559	2,973	4,464	5,140	3,415	5,541
10	120 x 48 x 1 1/2	36	3000 x 1200 x 38	900	T5N_-AR48120	2,038	2,554	2,633	2,715	3,128	4,627	5,295	3,569	5,736
10	132 x 48 x 1 1/2	36	3300 x 1200 x 38	900	T5N_-AR48132	2,191	2,759	2,840	2,920	3,342	4,838	5,514	3,722	5,902
12	144 x 48 x 1 1/2	36	3600 x 1200 x 38	900	T5N_-AR48144	2,329	2,897	2,978	3,057	4,388	5,110	5,664	4,836	6,106
12	156 x 48 x 1 1/2	36	3900 x 1200 x 38	900	T5N_-AR48156	2,481	3,050	3,129	3,210	4,548	5,310	5,824	4,995	6,265
14	168 x 48 x 1 1/2	36	4200 x 1200 x 38	900	T5N_-AR48168	2,635	3,257	3,337	3,417	4,761	5,524	6,059	5,202	6,499
14	180 x 48 x 1 1/2	36	4500 x 1200 x 38	900	T5N_-AR48180	2,780	3,403	3,483	3,563	4,908	5,675	6,210	5,348	6,652
16	192 x 48 x 1 1/2	36	4800 x 1200 x 38	900	T5N_-AR48192	2,943	3,564	3,644	3,724	5,069	5,857	6,371	5,509	6,814
12	108 x 54 x 1 1/2	42	2700 x 1350 x 38	1050	T5N_-AR54108	2,038	2,554	2,633	2,715	3,128	4,619	5,295	3,569	5,696
12	120 x 54 x 1 1/2	42	3000 x 1350 x 38	1050	T5N_-AR54120	2,210	2,725	2,805	2,885	3,300	4,796	5,465	3,742	5,906

TECHNOLOGY INTEGRATION

GC, G2, G3
Grommet(s)

PC, P2, P3
Electrical/communication module(s)

Can accept a connector
(LGC-RJ45K, LGC-HDMI_, LGC-USBCK, etc.)

CPC, CPP2
Table center with electrical/communication module(s)

POSITIONING

GC, PC, CPC

G2, P2

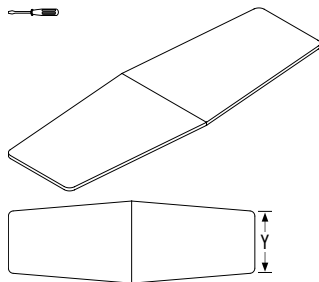
G3, P3, CPP2

ASSEMBLY REQUIRED

Approx. no. of seats	W x D x H (in)	Y (in)	W x D x H (mm)	Y (mm)	Code	(\$)	With options:										
							GC (\$)	G2 (\$)	G3 (\$)	PC (\$)	P2 (\$)	P3 (\$)	CPC (\$)	CPP2 (\$)			
A-shape surfaces with radius corners (cont'd)																	
12	132 x 54 x 1 1/2	42	3300 x 1350 x 38	1050	T5N__AR54132	2,376	2,945	3,026	3,105	3,528	5,023	5,699	3,907	6,087			
14	144 x 54 x 1 1/2	42	3600 x 1350 x 38	1050	T5N__AR54144	2,539	3,106	3,187	3,267	4,598	5,321	5,876	5,046	6,316			
14	156 x 54 x 1 1/2	42	3900 x 1350 x 38	1050	T5N__AR54156	2,706	3,276	3,357	3,436	4,774	5,534	6,050	5,221	6,491			
16	168 x 54 x 1 1/2	42	4200 x 1350 x 38	1050	T5N__AR54168	2,885	3,507	3,587	3,667	5,011	5,773	6,308	5,453	6,749			
16	180 x 54 x 1 1/2	42	4500 x 1350 x 38	1050	T5N__AR54180	3,053	3,674	3,754	3,836	5,179	5,949	6,483	5,621	6,924			
18	192 x 54 x 1 1/2	42	4800 x 1350 x 38	1050	T5N__AR54192	3,227	3,847	3,928	4,008	5,351	6,140	6,655	5,794	7,096			

Surface 5. Smooth edge N. Specify matching (N) or contrasting (K, S, W) edge. Grommet/module option: specify no module (N) or an accent color (K, S, W) after the edge color and specify the type of grommet/module at the end of the product code.

Diamond surfaces with radius corners

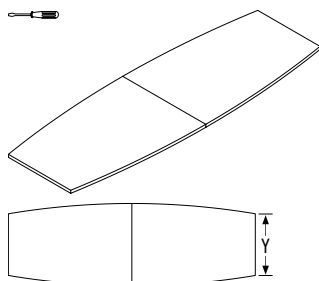


Laminate surface 1 1/2" (38 mm) thick, 2 sections. Channel for cable management included with option of grommet(s), electrical module(s) or table center. **Must be ordered separately: 3 leg kits or 3 bases.**

10	108 x 48 x 1 1/2	36	2700 x 1200 x 38	900	T5N__DR48108	1,882	2,399	2,478	2,559	2,973	4,464	5,140	3,415	5,541
10	120 x 48 x 1 1/2	36	3000 x 1200 x 38	900	T5N__DR48120	2,038	2,554	2,633	2,715	3,128	4,627	5,295	3,569	5,736
10	132 x 48 x 1 1/2	36	3300 x 1200 x 38	900	T5N__DR48132	2,191	2,759	2,840	2,920	3,342	4,838	5,514	3,722	5,902
12	144 x 48 x 1 1/2	36	3600 x 1200 x 38	900	T5N__DR48144	2,329	2,897	2,978	3,057	4,388	5,110	5,664	4,836	6,106
12	156 x 48 x 1 1/2	36	3900 x 1200 x 38	900	T5N__DR48156	2,481	3,050	3,129	3,210	4,548	5,310	5,824	4,995	6,265
14	168 x 48 x 1 1/2	36	4200 x 1200 x 38	900	T5N__DR48168	2,635	3,257	3,337	3,417	4,761	5,524	6,059	5,202	6,499
14	180 x 48 x 1 1/2	36	4500 x 1200 x 38	900	T5N__DR48180	2,780	3,403	3,483	3,563	4,908	5,675	6,210	5,348	6,652
16	192 x 48 x 1 1/2	36	4800 x 1200 x 38	900	T5N__DR48192	2,943	3,564	3,644	3,724	5,069	5,857	6,371	5,509	6,814
12	108 x 54 x 1 1/2	42	2700 x 1350 x 38	1050	T5N__DR54108	2,038	2,554	2,633	2,715	3,128	4,619	5,295	3,569	5,696
12	120 x 54 x 1 1/2	42	3000 x 1350 x 38	1050	T5N__DR54120	2,210	2,725	2,805	2,885	3,300	4,796	5,465	3,742	5,906
12	132 x 54 x 1 1/2	42	3300 x 1350 x 38	1050	T5N__DR54132	2,376	2,945	3,026	3,105	3,528	5,023	5,699	3,907	6,087
14	144 x 54 x 1 1/2	42	3600 x 1350 x 38	1050	T5N__DR54144	2,539	3,106	3,187	3,267	4,598	5,321	5,876	5,046	6,316
14	156 x 54 x 1 1/2	42	3900 x 1350 x 38	1050	T5N__DR54156	2,706	3,276	3,357	3,436	4,774	5,534	6,050	5,221	6,491
16	168 x 54 x 1 1/2	42	4200 x 1350 x 38	1050	T5N__DR54168	2,885	3,507	3,587	3,667	5,011	5,773	6,308	5,453	6,749
16	180 x 54 x 1 1/2	42	4500 x 1350 x 38	1050	T5N__DR54180	3,053	3,674	3,754	3,836	5,179	5,949	6,483	5,621	6,924
18	192 x 54 x 1 1/2	42	4800 x 1350 x 38	1050	T5N__DR54192	3,227	3,847	3,928	4,008	5,351	6,140	6,655	5,794	7,096

Surface 5. Smooth edge N. Specify matching (N) or contrasting (K, S, W) edge. Grommet/module option: specify no module (N) or an accent color (K, S, W) after the edge color and specify the type of grommet/module at the end of the product code.

Boat surfaces

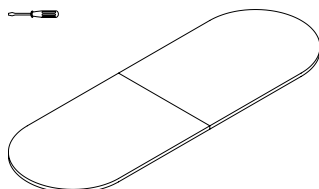


Laminate surface 1 1/2" (38 mm) thick, 2 sections. Channel for cable management included with option of grommet(s), electrical module(s) or table center. **Must be ordered separately: 3 leg kits or 3 bases.**

10	108 x 48 x 1 1/2	36	2700 x 1200 x 38	900	T5N__B48108	1,882	2,399	2,478	2,559	2,973	4,464	5,140	3,415	5,541
10	120 x 48 x 1 1/2	36	3000 x 1200 x 38	900	T5N__B48120	2,038	2,554	2,633	2,715	3,128	4,627	5,295	3,569	5,736
12	132 x 48 x 1 1/2	36	3300 x 1200 x 38	900	T5N__B48132	2,191	2,759	2,840	2,920	3,342	4,838	5,514	3,722	5,902
12	144 x 48 x 1 1/2	36	3600 x 1200 x 38	900	T5N__B48144	2,329	2,897	2,978	3,057	4,388	5,110	5,664	4,836	6,106
14	156 x 48 x 1 1/2	36	3900 x 1200 x 38	900	T5N__B48156	2,481	3,050	3,129	3,210	4,548	5,310	5,824	4,995	6,265
14	168 x 48 x 1 1/2	36	4200 x 1200 x 38	900	T5N__B48168	2,635	3,257	3,337	3,417	4,761	5,524	6,059	5,202	6,499
16	180 x 48 x 1 1/2	36	4500 x 1200 x 38	900	T5N__B48180	2,780	3,403	3,483	3,563	4,908	5,675	6,210	5,348	6,652
16	192 x 48 x 1 1/2	36	4800 x 1200 x 38	900	T5N__B48192	2,943	3,564	3,644	3,724	5,069	5,857	6,371	5,509	6,814
12	108 x 54 x 1 1/2	42	2700 x 1350 x 38	1050	T5N__B54108	2,038	2,554	2,633	2,715	3,128	4,619	5,295	3,569	5,696
12	120 x 54 x 1 1/2	42	3000 x 1350 x 38	1050	T5N__B54120	2,210	2,725	2,805	2,885	3,300	4,796	5,465	3,742	5,906
14	132 x 54 x 1 1/2	42	3300 x 1350 x 38	1050	T5N__B54132	2,376	2,945	3,026	3,105	3,528	5,023	5,699	3,907	6,087
14	144 x 54 x 1 1/2	42	3600 x 1350 x 38	1050	T5N__B54144	2,539	3,106	3,187	3,267	4,598	5,321	5,876	5,046	6,316
16	156 x 54 x 1 1/2	42	3900 x 1350 x 38	1050	T5N__B54156	2,706	3,276	3,357	3,436	4,774	5,534	6,050	5,221	6,491
16	168 x 54 x 1 1/2	42	4200 x 1350 x 38	1050	T5N__B54168	2,885	3,507	3,587	3,667	5,011	5,773	6,308	5,453	6,749
18	180 x 54 x 1 1/2	42	4500 x 1350 x 38	1050	T5N__B54180	3,053	3,674	3,754	3,836	5,179	5,949	6,483	5,621	6,924
18	192 x 54 x 1 1/2	42	4800 x 1350 x 38	1050	T5N__B54192	3,227	3,847	3,928	4,008	5,351	6,140	6,655	5,794	7,096

Surface 5. Smooth edge N. Specify matching (N) or contrasting (K, S, W) edge. Grommet/module option: specify no module (N) or an accent color (K, S, W) after the edge color and specify the type of grommet/module at the end of the product code.

Racetrack surfaces



Laminate surface 1 1/2" (38 mm) thick, 2 sections. Channel for cable management included with option of grommet(s), electrical module(s) or table center. **Must be ordered separately: 3 leg kits or 3 bases.**

10	108 x 48 x 1 1/2		2700 x 1200 x 38		T5N__RT48108	1,934	2,449	2,530	2,610	3,024	4,515	5,190	3,466	5,591
10	120 x 48 x 1 1/2		3000 x 1200 x 38		T5N__RT48120	2,087	2,602	2,681	2,761	3,177	4,675	5,344	3,617	5,783
12	132 x 48 x 1 1/2		3300 x 1200 x 38		T5N__RT48132	2,231	2,800	2,881	2,960	3,381	4,879	5,554	3,763	5,940
12	144 x 48 x 1 1/2		3600 x 1200 x 38		T5N__RT48144	2,387	2,956	3,035	3,116	4,446	5,167	5,722	4,893	6,163
14	156 x 48 x 1 1/2		3900 x 1200 x 38		T5N__RT48156	2,531	3,100	3,179	3,259	4,597	5,358	5,874	5,045	6,315
14	168 x 48 x 1 1/2		4200 x 1200 x 38		T5N__RT48168	2,683	3,307	3,386	3,467	4,811	5,572	6,107	5,251	6,548
16	180 x 48 x 1 1/2		4500 x 1200 x 38		T5N__RT48180	2,829	3,452	3,531	3,612	4,956	5,724	6,259	5,397	6,701
16	192 x 48 x 1 1/2		4800 x 1200 x 38		T5N__RT48192	2,991	3,613	3,693	3,772	5,116	5,905	6,419	5,557	6,861
12	108 x 54 x 1 1/2		2700 x 1350 x 38		T5N__RT54108	2,111	2,626	2,705	2,786	3,201	4,690	5,367	3,641	5,769
12	120 x 54 x 1 1/2		3000 x 1350 x 38		T5N__RT54120	2,296	2,811	2,892	2,972	3,386	4,885	5,553	3,827	5,992
14	132 x 54 x 1 1/2		3300 x 1350 x 38		T5N__RT54132	2,481	3,050	3,129	3,210	3,633	5,128	5,804	4,012	6,192
14	144 x 54 x 1 1/2		3600 x 1350 x 38		T5N__RT54144	2,676	3,242	3,324	3,404	4,734	5,456	6,011	5,182	6,451
16	156 x 54 x 1 1/2		3900 x 1350 x 38		T5N__RT54156	2,869	3,438	3,517	3,598	4,936	5,697	6,211	5,382	6,653
16	168 x 54 x 1 1/2		4200 x 1350 x 38		T5N__RT54168	3,053	3,674	3,754	3,836	5,179	5,940	6,475	5,621	6,919
18	180 x 54 x 1 1/2		4500 x 1350 x 38		T5N__RT54180	3,239	3,860	3,942	4,022	5,366	6,134	6,668	5,806	7,109
18	192 x 54 x 1 1/2		4800 x 1350 x 38		T5N__RT54192	3,407	4,029	4,110	4,191	5,533	6,321	6,838	5,975	7,278

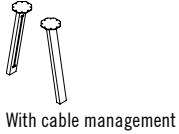
Surface 5. Smooth edge N. Specify matching (N) or contrasting (K, S, W) edge. Grommet/module option: specify no module (N) or an accent color (K, S, W) after the edge color and specify the type of grommet/module at the end of the product code.

QUORUM MULTICONFERENCE

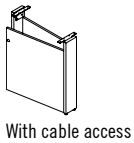
Approx. no. of seats	W x D x H (in)	W x D x H (mm)	Code	(\$)	With options:								
					GC (\$)	G2 (\$)	G3 (\$)	PC (\$)	P2 (\$)	P3 (\$)	CPC (\$)	CPP2 (\$)	
Oval surfaces										<i>Laminate surface 1 1/2" (38 mm) thick, 2 sections. Channel for cable management included with option of grommet(s), electrical module(s) or table center. Must be ordered separately: 3 leg kits or 3 bases.</i>			
10	108 x 48 x 1 1/2	2700 x 1200 x 38	T5N_-048108	1,934	2,449	2,530	2,610	3,024	4,515	5,190	3,466	5,591	
10	120 x 48 x 1 1/2	3000 x 1200 x 38	T5N_-048120	2,087	2,602	2,681	2,761	3,177	4,675	5,344	3,617	5,783	
12	132 x 48 x 1 1/2	3300 x 1200 x 38	T5N_-048132	2,231	2,800	2,881	2,960	3,381	4,879	5,554	3,763	5,940	
12	144 x 48 x 1 1/2	3600 x 1200 x 38	T5N_-048144	2,387	2,956	3,035	3,116	4,446	5,167	5,722	4,893	6,163	
14	156 x 48 x 1 1/2	3900 x 1200 x 38	T5N_-048156	2,531	3,100	3,179	3,259	4,597	5,358	5,874	5,045	6,315	
14	168 x 48 x 1 1/2	4200 x 1200 x 38	T5N_-048168	2,683	3,307	3,386	3,467	4,811	5,572	6,107	5,251	6,548	
16	180 x 48 x 1 1/2	4500 x 1200 x 38	T5N_-048180	2,829	3,452	3,531	3,612	4,956	5,724	6,259	5,397	6,701	
16	192 x 48 x 1 1/2	4800 x 1200 x 38	T5N_-048192	2,991	3,613	3,693	3,772	5,116	5,905	6,419	5,557	6,861	
12	108 x 54 x 1 1/2	2700 x 1350 x 38	T5N_-054108	2,111	2,626	2,705	2,786	3,201	4,690	5,367	3,641	5,769	
12	120 x 54 x 1 1/2	3000 x 1350 x 38	T5N_-054120	2,296	2,811	2,892	2,972	3,386	4,885	5,553	3,827	5,992	
14	132 x 54 x 1 1/2	3300 x 1350 x 38	T5N_-054132	2,481	3,050	3,129	3,210	3,633	5,128	5,804	4,012	6,192	
14	144 x 54 x 1 1/2	3600 x 1350 x 38	T5N_-054144	2,676	3,242	3,324	3,404	4,734	5,456	6,011	5,182	6,451	
15	156 x 54 x 1 1/2	3900 x 1350 x 38	T5N_-054156	2,869	3,438	3,517	3,598	4,936	5,697	6,211	5,382	6,653	
15	168 x 54 x 1 1/2	4200 x 1350 x 38	T5N_-054168	3,053	3,674	3,754	3,836	5,179	5,940	6,475	5,621	6,919	
16	180 x 54 x 1 1/2	4500 x 1350 x 38	T5N_-054180	3,239	3,860	3,942	4,022	5,366	6,134	6,668	5,806	7,109	
16	192 x 54 x 1 1/2	4800 x 1350 x 38	T5N_-054192	3,407	4,029	4,110	4,191	5,533	6,321	6,838	5,975	7,278	

Surface 5. Smooth edge N. Specify matching (N) or contrasting (K, S, W) edge. Grommet/module option: specify no module (N) or an accent color (K, S, W) after the edge color and specify the type of grommet/module at the end of the product code.

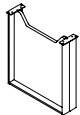
W x D x H (in)	W x D x H (mm)	Code	(\$)
LEGS, BASES AND ACCESSORIES FOR 2-SECTION SURFACES – 108" TO 192" W			
Metal angled legs			
<i>Kit of 2 steel legs. WM at the end of the code indicates that one leg will have a cavity for cable management.</i>			
<i>Without cable management</i>			
1 1/2 x 3 x 28	38 x 76 x 711	TNNN_-ATL228	501
Specify leg color (K, S, W).			
<i>With cable management</i>			
1 1/2 x 3 x 28	38 x 76 x 711	TNNN_-ATL228WM	535
Specify leg color (K, S, W).			



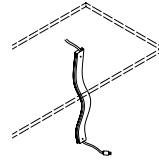
Thermofused laminate bases			
<i>Base accommodates cables that plug into a floor outlet. WM at the end of the code indicates a base with 110° hinges and a storage compartment with lock.</i>			
<i>Without cable access</i>			
24 x 4 3/4 x 28	618 x 120 x 711	TNNNN-LB0524	695
24 x 9 x 28	618 x 225 x 711	TNNNN-LB0924	766
<i>With cable access</i>			
24 x 4 3/4 x 28	618 x 120 x 711	TNNNN-LB0524WM	829
24 x 9 x 28	618 x 225 x 711	TNNNN-LB0924WM	973



U-shape combined base			
<i>Laminate base with aluminum contours.</i>			
24 x 6 x 28	630 x 150 x 711	TNNN_-UCB24	731
Specify accent color (K, S, W).			



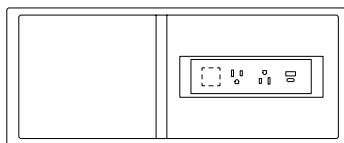
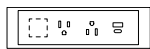
W x D x H (in)	W x D x H (mm)	Code	(\$)
Fabric vertical wire cover			
<i>Allows vertical cable management. Diameter of 2 1/2" (63 mm). With zipper. All United Chair® standard fabrics are applicable.</i>			
Gr1 Gr2 Gr3 Gr4 Gr5 Gr6 Gr8			
2 1/2 x 2 1/2 x 52	63 x 63 x 1320	DVW48	107 112 124 130 144 158 172
Specify the fabric code at the end of the product code.			



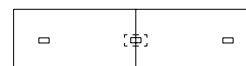
Cable management fasteners			
<i>Install beneath work surfaces. Make it possible to pinch cables beneath the work surface for cable management. Grey. Pack of 5.</i>			
5 1/2 x 1 1/2 x 1	140 x 40 x 25	LGC-WMC05	124



TECHNOLOGY INTEGRATION



POSITIONING



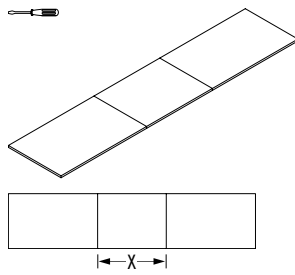
= ASSEMBLY REQUIRED

= QUICKSHIP PROGRAM

Approx. no. of seats	W x D x H (in)	X (in)	Y (in)	W x D x H (mm)	X (mm)	Y (mm)	Code	(\$)	With options:							
									GC (\$)	G2 (\$)	G3 (\$)	PC (\$)	P2 (\$)	P3 (\$)	CPC (\$)	CPP2 (\$)

3-SECTION SURFACES – 204" TO 252" W

Rectangular surfaces



Laminate surface 1/2" (38 mm) thick, 3 sections. Channel for cable management included with option of grommet(s), electrical module(s) or table center.
Must be ordered separately: 4 leg kits or 4 bases.

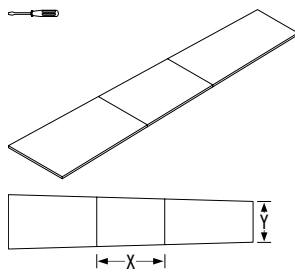
18	204 x 48 x 1 1/2	60		5100 x 1200 x 38	1500		T5N --RC48204	3,102	4,284	4,365	4,446	5,951	6,798	7,260	6,397	7,700
18	216 x 48 x 1 1/2	60		5400 x 1200 x 38	1500		T5N --RC48216	3,322	4,506	4,586	4,666	6,170	7,020	7,481	6,619	7,921
20	228 x 48 x 1 1/2	60		5700 x 1200 x 38	1500		T5N --RC48228	3,521	4,764	4,845	4,924	6,443	7,291	7,988	6,884	8,428
20	240 x 48 x 1 1/2	60		6000 x 1200 x 38	1500		T5N --RC48240	3,715	4,959	5,039	5,119	6,644	7,485	8,181	7,091	8,622
22	252 x 48 x 1 1/2	60		6300 x 1200 x 38	1500		T5N --RC48252	3,942	5,185	5,266	5,346	6,870	7,746	8,406	7,316	8,848
20	204 x 54 x 1 1/2	60		5100 x 1350 x 38	1500		T5N --RC54204	3,281	4,463	4,543	4,624	6,127	6,976	7,437	6,575	7,879
20	216 x 54 x 1 1/2	60		5400 x 1350 x 38	1500		T5N --RC54216	3,449	4,632	4,713	4,792	6,297	7,146	7,608	6,744	8,049
22	228 x 54 x 1 1/2	60		5700 x 1350 x 38	1500		T5N --RC54228	3,618	4,863	4,943	5,022	6,541	7,388	8,084	6,982	8,526
22	240 x 54 x 1 1/2	60		6000 x 1350 x 38	1500		T5N --RC54240	3,796	5,039	5,119	5,199	6,723	7,566	8,261	7,171	8,703
24	252 x 54 x 1 1/2	60		6300 x 1350 x 38	1500		T5N --RC54252	3,955	5,199	5,278	5,359	6,884	7,759	8,422	7,332	8,862

Surface 5. Smooth edge N. Specify matching (N) or contrasting (K, S, W) edge. Grommet/module option: specify no module (N) or an accent color (K, S, W) after the edge color and specify the type of grommet/module at the end of the product code.

18	204 x 48 x 1 1/2	60		5100 x 1200 x 38	1500		T5K --RC48204	3,878	5,061	5,142	5,222	6,727	7,574	8,037	7,174	8,477
18	216 x 48 x 1 1/2	60		5400 x 1200 x 38	1500		T5K --RC48216	4,151	5,335	5,416	5,495	6,999	7,848	8,309	7,446	8,751
20	228 x 48 x 1 1/2	60		5700 x 1200 x 38	1500		T5K --RC48228	4,403	5,646	5,726	5,806	7,325	8,173	8,668	7,765	9,310
20	240 x 48 x 1 1/2	60		6000 x 1200 x 38	1500		T5K --RC48240	4,645	5,887	5,968	6,049	7,571	8,415	9,110	8,020	9,551
22	252 x 48 x 1 1/2	60		6300 x 1200 x 38	1500		T5K --RC48252	4,925	6,170	6,249	6,332	7,855	8,731	9,392	8,303	9,833
20	204 x 54 x 1 1/2	60		5100 x 1350 x 38	1500		T5K --RC54204	4,100	5,285	5,364	5,444	6,948	7,797	8,258	7,396	8,699
20	216 x 54 x 1 1/2	60		5400 x 1350 x 38	1500		T5K --RC54216	4,312	5,495	5,575	5,656	7,159	8,010	8,471	7,608	8,911
22	228 x 54 x 1 1/2	60		5700 x 1350 x 38	1500		T5K --RC54228	4,524	5,769	5,848	5,929	7,444	8,294	8,989	7,886	9,431
22	240 x 54 x 1 1/2	60		6000 x 1350 x 38	1500		T5K --RC54240	4,742	5,987	6,066	6,147	7,672	8,512	9,208	8,120	9,650
24	252 x 54 x 1 1/2	60		6300 x 1350 x 38	1500		T5K --RC54252	4,945	6,188	6,268	6,349	7,872	8,750	9,411	8,321	9,851

Surface 5. Knife edge K. Specify matching (N) or contrasting (K, S, W) edge. Grommet/module option: specify no module (N) or an accent color (K, S, W) after the edge color and specify the type of grommet/module at the end of the product code.

A-shape surfaces



Laminate surface 1/2" (38 mm) thick, 3 sections. Channel for cable management included with option of grommet(s), electrical module(s) or table center.
Must be ordered separately: 4 leg kits or 4 bases.

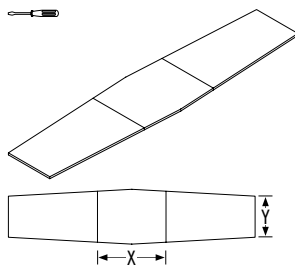
16	204 x 48 x 1 1/2	60	36	5100 x 1200 x 38	1500	900	T5N --A48204	3,288	4,472	4,552	4,632	6,137	6,985	7,446	6,584	7,888
16	216 x 48 x 1 1/2	60	36	5400 x 1200 x 38	1500	900	T5N --A48216	3,496	4,681	4,761	4,840	6,344	7,195	7,655	6,793	8,097
18	228 x 48 x 1 1/2	60	36	5700 x 1200 x 38	1500	900	T5N --A48228	3,691	4,936	5,016	5,095	6,612	7,461	8,157	7,054	8,599
18	240 x 48 x 1 1/2	60	36	6000 x 1200 x 38	1500	900	T5N --A48240	3,918	5,162	5,241	5,322	6,846	7,688	8,382	7,292	8,824
20	252 x 48 x 1 1/2	60	36	6300 x 1200 x 38	1500	900	T5N --A48252	4,117	5,359	5,440	5,519	7,044	7,920	8,582	7,492	9,022
18	204 x 54 x 1 1/2	60	42	5100 x 1350 x 38	1500	1050	T5N --A54204	3,586	4,768	4,848	4,930	6,434	7,282	7,745	6,880	8,184
18	216 x 54 x 1 1/2	60	42	5400 x 1350 x 38	1500	1050	T5N --A54216	3,764	4,946	5,027	5,107	6,611	7,460	7,921	7,058	8,363
20	228 x 54 x 1 1/2	60	42	5700 x 1350 x 38	1500	1050	T5N --A54228	3,932	5,177	5,257	5,338	6,854	7,703	8,399	7,297	8,840
20	240 x 54 x 1 1/2	60	42	6000 x 1350 x 38	1500	1050	T5N --A54240	4,101	5,346	5,425	5,506	7,030	7,871	8,565	7,479	9,008
22	252 x 54 x 1 1/2	60	42	6300 x 1350 x 38	1500	1050	T5N --A54252	4,263	5,507	5,587	5,667	7,191	8,067	8,729	7,640	9,170

Surface 5. Smooth edge N. Specify matching (N) or contrasting (K, S, W) edge. Grommet/module option: specify no module (N) or an accent color (K, S, W) after the edge color and specify the type of grommet/module at the end of the product code.

16	204 x 48 x 1 1/2	60	36	5100 x 1200 x 38	1500	900	T5K --A48204	4,110	5,294	5,373	5,454	6,958	7,807	8,268	7,406	8,709
16	216 x 48 x 1 1/2	60	36	5400 x 1200 x 38	1500	900	T5K --A48216	4,374	5,556	5,637	5,718	7,222	8,070	8,531	7,668	8,972
18	228 x 48 x 1 1/2	60	36	5700 x 1200 x 38	1500	900	T5K --A48228	4,617	5,859	5,939	6,020	7,538	8,387	9,082	7,978	9,522
18	240 x 48 x 1 1/2	60	36	6000 x 1200 x 38	1500	900	T5K --A48240	4,897	6,140	6,221	6,301	7,825	8,667	9,363	8,272	9,805
20	252 x 48 x 1 1/2	60	36	6300 x 1200 x 38	1500	900	T5K --A48252	5,148	6,391	6,471	6,551	8,076	8,951	9,614	8,524	10,054
18	204 x 54 x 1 1/2	60	42	5100 x 1350 x 38	1500	1050	T5K --A54204	4,483	5,666	5,747	5,827	7,331	8,180	8,640	7,777	9,082
18	216 x 54 x 1 1/2	60	42	5400 x 1350 x 38	1500	1050	T5K --A54216	4,705	5,887	5,968	6,049	7,552	8,401	8,862	8,000	9,303
20	228 x 54 x 1 1/2	60	42	5700 x 1350 x 38	1500	1050	T5K --A54228	4,918	6,160	6,241	6,320	7,838	8,687	9,383	8,280	9,824
20	240 x 54 x 1 1/2	60	42	6000 x 1350 x 38	1500	1050	T5K --A54240	5,126	6,369	6,449	6,528	8,053	8,896	9,592	8,502	10,032
22	252 x 54 x 1 1/2	60	42	6300 x 1350 x 38	1500	1050	T5K --A54252	5,328	6,573	6,653	6,732	8,257	9,133	9,795	8,706	10,236

Surface 5. Knife edge K. Specify matching (N) or contrasting (K, S, W) edge. Grommet/module option: specify no module (N) or an accent color (K, S, W) after the edge color and specify the type of grommet/module at the end of the product code.

Diamond surfaces



Laminate surface 1/2" (38 mm) thick, 3 sections. Channel for cable management included with option of grommet(s), electrical module(s) or table center.
Must be ordered separately: 4 leg kits or 4 bases.

16	204 x 48 x 1 1/2	60	36	5100 x 1200 x 38	1500	900	T5N --D48204	3,288	4,472	4,552	4,632	6,137	6,985	7,446	6,584	7,888
16	216 x 48 x 1 1/2	60	36	5400 x 1200 x 38	1500	900	T5N --D48216	3,496	4,681	4,761	4,840	6,344	7,195	7,655	6,793	8,097
18	228 x 48 x 1 1/2	60	36	5700 x 1200 x 38	1500	900	T5N --D48228	3,691	4,936	5,016	5,095	6,612	7,461	8,157	7,054	8,599
18	240 x 48 x 1 1/2	60	36	6000 x 1200 x 38	1500	900	T5N --D48240	3,918	5,162	5,241	5,322	6,846	7,688	8,382	7,292	8,824
20	252 x 48 x 1 1/2	60	36	6300 x 1200 x 38	1500	900	T5N --D48252	4,117	5,359	5,440	5,519	7,044	7,920	8,582	7,492	9,022
18	204 x 54 x 1 1/2	60	42	5100 x 1350 x 38	1500	1050	T5N --D54204	3,586	4,768	4,848	4,930	6,434	7,282	7,745	6,880	8,184
18	216 x 54 x 1 1/2	60	42	5400 x 1350 x 38	1500	1050	T5N --D54216	3,764	4,946	5,027	5,107	6,611	7,460	7,921	7,058	8,363
20	228 x 54 x 1 1/2	60	42	5700 x 1350 x 38	1500	1050	T5N --D54228	3,932	5,177	5,257	5,338	6,854	7,703	8,399	7,297	8,840
20	240 x 54 x 1 1/2	60	42	6000 x 1350 x 38	1500	1050	T5N --D54240	4,101	5,346	5,425	5,506	7,030	7,871	8,565	7,479	9,008
22	252 x 54 x 1 1/2	60	42	6300 x 1350 x 38	1500	1050	T5N --D54252	4,263	5,507	5,587	5,667	7,191	8,067	8,729	7,640	9,170

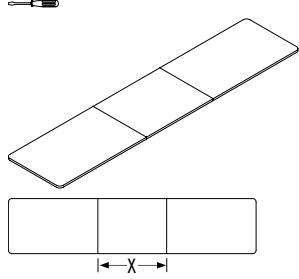
Surface 5. Smooth edge N. Specify matching (N) or contrasting (K, S, W) edge. Grommet/module option: specify no module (N) or an accent color (K, S, W) after the edge color and specify the type of grommet/module at the end of the product code.

QUORUM MULTICONFERENCE

Approx. no. of seats

With options:

Rectangular surfaces with radius corners



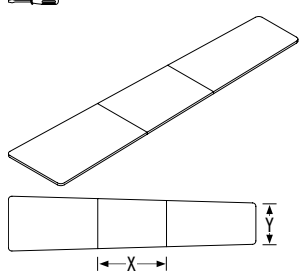
Laminate surface 1 1/2" (38 mm) thick, 3 sections. Channel for cable management included with option of grommet(s), electrical module(s) or table center.

Must be ordered separately: 4 leg kits or 4 bases.

Code	W x D x H (in)	X (in)	Y (in)	W x D x H (mm)	X (mm)	Y (mm)	(\$)	GC (\$)	G2 (\$)	G3 (\$)	PC (\$)	P2 (\$)	P3 (\$)	CPC (\$)	CPP2 (\$)
T5N_-RCR48204	18 204 x 48 x 1 1/2	60		5100 x 1200 x 38	1500		3,288	4,472	4,552	4,632	6,137	6,985	7,446	6,584	7,888
T5N_-RCR48216	18 216 x 48 x 1 1/2	60		5400 x 1200 x 38	1500		3,496	4,681	4,761	4,840	6,344	7,195	7,655	6,793	8,097
T5N_-RCR48228	20 228 x 48 x 1 1/2	60		5700 x 1200 x 38	1500		3,691	4,936	5,016	5,095	6,612	7,461	8,157	7,054	8,599
T5N_-RCR48240	20 240 x 48 x 1 1/2	60		6000 x 1200 x 38	1500		3,918	5,162	5,241	5,322	6,846	7,688	8,382	7,292	8,824
T5N_-RCR48252	22 252 x 48 x 1 1/2	60		6300 x 1200 x 38	1500		4,117	5,359	5,440	5,519	7,044	7,920	8,582	7,492	9,022
T5N_-RCR54204	20 204 x 54 x 1 1/2	60		5100 x 1350 x 38	1500		3,586	4,768	4,848	4,930	6,434	7,282	7,745	6,880	8,184
T5N_-RCR54216	20 216 x 54 x 1 1/2	60		5400 x 1350 x 38	1500		3,764	4,946	5,027	5,107	6,611	7,460	7,921	7,058	8,363
T5N_-RCR54228	22 228 x 54 x 1 1/2	60		5700 x 1350 x 38	1500		3,932	5,177	5,257	5,338	6,854	7,703	8,399	7,297	8,840
T5N_-RCR54240	22 240 x 54 x 1 1/2	60		6000 x 1350 x 38	1500		4,101	5,346	5,425	5,506	7,030	7,871	8,565	7,479	9,008
T5N_-RCR54252	24 252 x 54 x 1 1/2	60		6300 x 1350 x 38	1500		4,263	5,507	5,587	5,667	7,191	8,067	8,729	7,640	9,170

Surface 5. Smooth edge N. Specify matching (N) or contrasting (K, S, W) edge. Grommet/module option: specify no module (N) or an accent color (K, S, W) after the edge color and specify the type of grommet/module at the end of the product code.

A-shape surfaces with radius corners



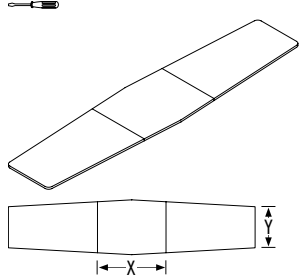
Laminate surface 1 1/2" (38 mm) thick, 3 sections. Channel for cable management included with option of grommet(s), electrical module(s) or table center.

Must be ordered separately: 4 leg kits or 4 bases.

Code	W x D x H (in)	X (in)	Y (in)	W x D x H (mm)	X (mm)	Y (mm)	(\$)	GC (\$)	G2 (\$)	G3 (\$)	PC (\$)	P2 (\$)	P3 (\$)	CPC (\$)	CPP2 (\$)
T5N_-AR48204	16 204 x 48 x 1 1/2	60	36	5100 x 1200 x 38	1500	900	3,288	4,472	4,552	4,632	6,137	6,985	7,446	6,584	7,888
T5N_-AR48216	16 216 x 48 x 1 1/2	60	36	5400 x 1200 x 38	1500	900	3,496	4,681	4,761	4,840	6,344	7,195	7,655	6,793	8,097
T5N_-AR48228	18 228 x 48 x 1 1/2	60	36	5700 x 1200 x 38	1500	900	3,691	4,936	5,016	5,095	6,612	7,461	8,157	7,054	8,599
T5N_-AR48240	18 240 x 48 x 1 1/2	60	36	6000 x 1200 x 38	1500	900	3,918	5,162	5,241	5,322	6,846	7,688	8,382	7,292	8,824
T5N_-AR48252	20 252 x 48 x 1 1/2	60	36	6300 x 1200 x 38	1500	900	4,117	5,359	5,440	5,519	7,044	7,920	8,582	7,492	9,022
T5N_-AR54204	18 204 x 54 x 1 1/2	60	42	5100 x 1350 x 38	1500	1050	3,586	4,768	4,848	4,930	6,434	7,282	7,745	6,880	8,184
T5N_-AR54216	18 216 x 54 x 1 1/2	60	42	5400 x 1350 x 38	1500	1050	3,764	4,946	5,027	5,107	6,611	7,460	7,921	7,058	8,363
T5N_-AR54228	20 228 x 54 x 1 1/2	60	42	5700 x 1350 x 38	1500	1050	3,932	5,177	5,257	5,338	6,854	7,703	8,399	7,297	8,840
T5N_-AR54240	20 240 x 54 x 1 1/2	60	42	6000 x 1350 x 38	1500	1050	4,101	5,346	5,425	5,506	7,030	7,871	8,565	7,479	9,008
T5N_-AR54252	22 252 x 54 x 1 1/2	60	42	6300 x 1350 x 38	1500	1050	4,263	5,507	5,587	5,667	7,191	8,067	8,729	7,640	9,170

Surface 5. Smooth edge N. Specify matching (N) or contrasting (K, S, W) edge. Grommet/module option: specify no module (N) or an accent color (K, S, W) after the edge color and specify the type of grommet/module at the end of the product code.

Diamond surfaces with radius corners



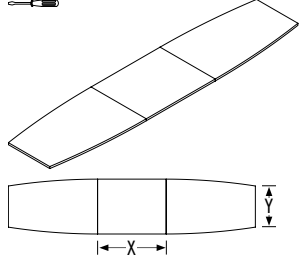
Laminate surface 1 1/2" (38 mm) thick, 3 sections. Channel for cable management included with option of grommet(s), electrical module(s) or table center.

Must be ordered separately: 4 leg kits or 4 bases.

Code	W x D x H (in)	X (in)	Y (in)	W x D x H (mm)	X (mm)	Y (mm)	(\$)	GC (\$)	G2 (\$)	G3 (\$)	PC (\$)	P2 (\$)	P3 (\$)	CPC (\$)	CPP2 (\$)
T5N_-DR48204	16 204 x 48 x 1 1/2	60	36	5100 x 1200 x 38	1500	900	3,288	4,472	4,552	4,632	6,137	6,985	7,446	6,584	7,888
T5N_-DR48216	16 216 x 48 x 1 1/2	60	36	5400 x 1200 x 38	1500	900	3,496	4,681	4,761	4,840	6,344	7,195	7,655	6,793	8,097
T5N_-DR48228	18 228 x 48 x 1 1/2	60	36	5700 x 1200 x 38	1500	900	3,691	4,936	5,016	5,095	6,612	7,461	8,157	7,054	8,599
T5N_-DR48240	18 240 x 48 x 1 1/2	60	36	6000 x 1200 x 38	1500	900	3,918	5,162	5,241	5,322	6,846	7,688	8,382	7,292	8,824
T5N_-DR48252	20 252 x 48 x 1 1/2	60	36	6300 x 1200 x 38	1500	900	4,117	5,359	5,440	5,519	7,044	7,920	8,582	7,492	9,022
T5N_-DR54204	18 204 x 54 x 1 1/2	60	42	5100 x 1350 x 38	1500	1050	3,586	4,768	4,848	4,930	6,434	7,282	7,745	6,880	8,184
T5N_-DR54216	18 216 x 54 x 1 1/2	60	42	5400 x 1350 x 38	1500	1050	3,764	4,946	5,027	5,107	6,611	7,460	7,921	7,058	8,363
T5N_-DR54228	20 228 x 54 x 1 1/2	60	42	5700 x 1350 x 38	1500	1050	3,932	5,177	5,257	5,338	6,854	7,703	8,399	7,297	8,840
T5N_-DR54240	20 240 x 54 x 1 1/2	60	42	6000 x 1350 x 38	1500	1050	4,101	5,346	5,425	5,506	7,030	7,871	8,565	7,479	9,008
T5N_-DR54252	22 252 x 54 x 1 1/2	60	42	6300 x 1350 x 38	1500	1050	4,263	5,507	5,587	5,667	7,191	8,067	8,729	7,640	9,170

Surface 5. Smooth edge N. Specify matching (N) or contrasting (K, S, W) edge. Grommet/module option: specify no module (N) or an accent color (K, S, W) after the edge color and specify the type of grommet/module at the end of the product code.

Boat surfaces



Laminate surface 1 1/2" (38 mm) thick, 3 sections. Channel for cable management included with option of grommet(s), electrical module(s) or table center.

Must be ordered separately: 4 leg kits or 4 bases.

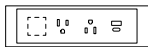
Code	W x D x H (in)	X (in)	Y (in)	W x D x H (mm)	X (mm)	Y (mm)	(\$)	GC (\$)	G2 (\$)	G3 (\$)	PC (\$)	P2 (\$)	P3 (\$)	CPC (\$)	CPP2 (\$)
T5N_-B48204	16 204 x 48 x 1 1/2	60	36	5100 x 1200 x 38	1500	900	3,288	4,472	4,552	4,632	6,137	6,985	7,446	6,584	7,888
T5N_-B48216	16 216 x 48 x 1 1/2	60	36	5400 x 1200 x 38	1500	900	3,496	4,681	4,761	4,840	6,344	7,195	7,655	6,793	8,097
T5N_-B48228	18 228 x 48 x 1 1/2	60	36	5700 x 1200 x 38	1500	900	3,691	4,936	5,016	5,095	6,612	7,461	8,157	7,054	8,599
T5N_-B48240	18 240 x 48 x 1 1/2	60	36	6000 x 1200 x 38	1500	900	3,918	5,162	5,241	5,322	6,846	7,688	8,382	7,292	8,824
T5N_-B48252	20 252 x 48 x 1 1/2	60	36	6300 x 1200 x 38	1500	900	4,117	5,359	5,440	5,519	7,044	7,920	8,582	7,492	9,022
T5N_-B54204	20 204 x 54 x 1 1/2	60	42	5100 x 1350 x 38	1500	1050	3,586	4,768	4,848	4,930	6,434	7,282	7,745	6,880	8,184
T5N_-B54216	20 216 x 54 x 1 1/2	60	42	5400 x 1350 x 38	1500	1050	3,764	4,946	5,027	5,107	6,611	7,460	7,921	7,058	8,363
T5N_-B54228	22 228 x 54 x 1 1/2	60	42	5700 x 1350 x 38	1500	1050	3,932	5,177	5,257	5,338	6,854	7,703	8,399	7,297	8,840
T5N_-B54240	22 240 x 54 x 1 1/2	60	42	6000 x 1350 x 38	1500	1050	4,101	5,346	5,425	5,506	7,030	7,871	8,565	7,479	9,008
T5N_-B54252	24 252 x 54 x 1 1/2	60	42	6300 x 1350 x 38	1500	1050	4,263	5,507	5,587	5,667	7,191	8,067	8,729	7,640	9,170

Surface 5. Smooth edge N. Specify matching (N) or contrasting (K, S, W) edge. Grommet/module option: specify no module (N) or an accent color (K, S, W) after the edge color and specify the type of grommet/module at the end of the product code.

TECHNOLOGY INTEGRATION



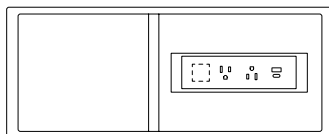
GC, G2, G3
Grommet(s)



PC, P2, P3
Electrical/communication module(s)



Can accept a connector
(LGC-RJ45K, LGC-HDMI_, LGC-USBCk, etc.)



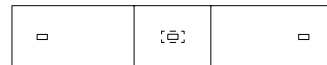
CPC, CPP2
Table center with electrical/communication module(s)

POSITIONING



GC, PC, CPC

G2, P2



G3, P3, CPP2

ASSEMBLY REQUIRED

Approx. no. of seats	W x D x H (in)	X (in)	W x D x H (mm)	X (mm)	Code	(\$)	With options:							
							GC (\$)	G2 (\$)	G3 (\$)	PC (\$)	P2 (\$)	P3 (\$)	CPC (\$)	CPP2 (\$)
Racetrack surfaces														
<i>Laminate surface 1 1/2" (38 mm) thick, 3 sections. Channel for cable management included with option of grommet(s), electrical module(s) or table center.</i>														
Must be ordered separately: 4 leg kits or 4 bases.														
18	204 x 48 x 1 1/2	60	5100 x 1200 x 38	1500	T5N__-RT48204	3,433	4,617	4,697	4,778	6,282	7,130	7,591	6,729	8,031
18	216 x 48 x 1 1/2	60	5400 x 1200 x 38	1500	T5N__-RT48216	3,659	4,840	4,921	5,000	6,504	7,355	7,816	6,952	8,257
20	228 x 48 x 1 1/2	60	5700 x 1200 x 38	1500	T5N__-RT48228	3,900	5,143	5,223	5,303	6,821	7,670	8,366	7,262	8,806
20	240 x 48 x 1 1/2	60	6000 x 1200 x 38	1500	T5N__-RT48240	4,117	5,359	5,440	5,519	7,044	7,886	8,582	7,492	9,022
22	252 x 48 x 1 1/2	60	6300 x 1200 x 38	1500	T5N__-RT48252	4,319	5,562	5,642	5,722	7,247	8,122	8,784	7,695	9,225
20	204 x 54 x 1 1/2	60	5100 x 1350 x 38	1500	T5N__-RT54204	3,764	4,946	5,027	5,107	6,611	7,460	7,921	7,058	8,363
20	216 x 54 x 1 1/2	60	5400 x 1350 x 38	1500	T5N__-RT54216	3,950	5,132	5,214	5,294	6,797	7,646	8,107	7,246	8,549
22	228 x 54 x 1 1/2	60	5700 x 1350 x 38	1500	T5N__-RT54228	4,135	5,379	5,458	5,540	7,056	7,905	8,601	7,496	9,042
22	240 x 54 x 1 1/2	60	6000 x 1350 x 38	1500	T5N__-RT54240	4,319	5,562	5,642	5,722	7,247	8,089	8,784	7,695	9,225
24	252 x 54 x 1 1/2	60	6300 x 1350 x 38	1500	T5N__-RT54252	4,506	5,749	5,829	5,909	7,434	8,309	8,971	7,882	9,412

Surface 5. Smooth edge N. Specify matching (N) or contrasting (K, S, W) edge. Grommet/module option: specify no module (N) or an accent color (K, S, W) after the edge color and specify the type of grommet/module at the end of the product code.

Oval surfaces														
<i>Laminate surface 1 1/2" (38 mm) thick, 3 sections. Channel for cable management included with option of grommet(s), electrical module(s) or table center.</i>														
Must be ordered separately: 4 leg kits or 4 bases.														
18	204 x 48 x 1 1/2	60	5100 x 1200 x 38	1500	T5N__-048204	3,433	4,617	4,697	4,778	6,282	7,130	7,591	6,729	8,031
18	216 x 48 x 1 1/2	60	5400 x 1200 x 38	1500	T5N__-048216	3,659	4,840	4,921	5,000	6,504	7,355	7,816	6,952	8,257
20	228 x 48 x 1 1/2	60	5700 x 1200 x 38	1500	T5N__-048228	3,900	5,143	5,223	5,303	6,821	7,670	8,366	7,262	8,806
20	240 x 48 x 1 1/2	60	6000 x 1200 x 38	1500	T5N__-048240	4,117	5,359	5,440	5,519	7,044	7,886	8,582	7,492	9,022
22	252 x 48 x 1 1/2	60	6300 x 1200 x 38	1500	T5N__-048252	4,319	5,562	5,642	5,722	7,247	8,122	8,784	7,695	9,225
20	204 x 54 x 1 1/2	60	5100 x 1350 x 38	1500	T5N__-054204	3,764	4,946	5,027	5,107	6,611	7,460	7,921	7,058	8,363
20	216 x 54 x 1 1/2	60	5400 x 1350 x 38	1500	T5N__-054216	3,950	5,132	5,214	5,294	6,797	7,646	8,107	7,246	8,549
22	228 x 54 x 1 1/2	60	5700 x 1350 x 38	1500	T5N__-054228	4,135	5,379	5,458	5,540	7,056	7,905	8,601	7,496	9,042
22	240 x 54 x 1 1/2	60	6000 x 1350 x 38	1500	T5N__-054240	4,319	5,562	5,642	5,722	7,247	8,089	8,784	7,695	9,225
24	252 x 54 x 1 1/2	60	6300 x 1350 x 38	1500	T5N__-054252	4,506	5,749	5,829	5,909	7,434	8,309	8,971	7,882	9,412

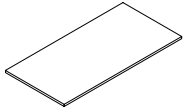
Surface 5. Smooth edge N. Specify matching (N) or contrasting (K, S, W) edge. Grommet/module option: specify no module (N) or an accent color (K, S, W) after the edge color and specify the type of grommet/module at the end of the product code.

	W x D x H (in)	W x D x H (mm)	Code	(\$)		W x D x H (in)	W x D x H (mm)	Code	(\$)
LEGS, BASES AND ACCESSORIES FOR 3-SECTION SURFACES – 204" TO 252" W									
Metal angled legs									
<i>Kit of 2 steel legs. WM at the end of the code indicates that one leg will have a cavity for cable management.</i>									
<i>Without cable management</i>									
	1 1/2 x 3 x 28	38 x 76 x 711	TNNN_-ATL228	501					
Specify leg color (K, S, W).									
<i>With cable management</i>									
	1 1/2 x 3 x 28	38 x 76 x 711	TNNN_-ATL228WM	535					
Specify leg color (K, S, W).									
Thermofused laminate bases									
<i>Base accommodates cables that plug into a floor outlet. WM at the end of the code indicates a base with 110° hinges and a storage compartment with lock.</i>									
<i>Without cable access</i>									
	24 x 4 3/4 x 28	618 x 120 x 711	TNNNN-LB0524	695					
	24 x 9 x 28	618 x 225 x 711	TNNNN-LB0924	766					
<i>With cable access</i>									
	24 x 4 3/4 x 28	618 x 120 x 711	TNNNN-LB0524WM	829					
	24 x 9 x 28	618 x 225 x 711	TNNNN-LB0924WM	973					
U-shape combined base									
<i>Laminate base with aluminum contours.</i>									
	24 x 6 x 28	630 x 150 x 711	TNNN_-UCB24	731					
Specify accent color (K, S, W).									
					Fabric vertical wire cover				
					<i>Allows vertical cable management. Diameter of 2 1/2" (63 mm). With zipper. All United Chair® standard fabrics are applicable.</i>				
					Gr1 Gr2 Gr3 Gr4 Gr5 Gr6 Gr8				
					2 1/2 x 2 1/2 x 52 63 x 63 x 1320 DVW48 107 112 124 130 144 158 172				
					Specify the fabric code at the end of the product code.				
					Cable management fasteners				
					<i>Install beneath work surfaces. Make it possible to pinch cables beneath the work surface for cable management. Grey. Pack of 5.</i>				
					5 1/2 x 1 1/2 x 1 140 x 40 x 25 LGC-WMC05 124				

Approx. no. of seats	W x D x H (in)	W x D x H (mm)	Code	(\$)	With options:					
					GC (\$)	G2 (\$)	PC (\$)	P2 (\$)	CPC (\$)	CPP2 (\$)

1-SECTION SURFACES FOR VIVA AND TRIA BASES – 96" W

Rectangular surfaces



Laminate surface 1 1/2" (38 mm) thick. Channel for cable management included with option of grommet(s), electrical module(s) or table center.

Must be ordered separately: 2 VIVA or TRIA bases.

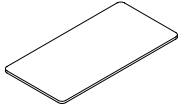
8	96 x 48 x 1 1/2	2400 x 1200 x 38	T5N_-RC4896VT	1,329	1,843	1,925	2,377	3,976	2,819	4,985
8	96 x 54 x 1 1/2	2400 x 1350 x 38	T5N_-RC5496VT	1,506	2,022	2,102	2,556	4,154	2,997	5,164

Surface 5. Smooth edge N. Specify matching (N) or contrasting (K, S, W) edge. Grommet/module option: specify no module (N) or an accent color (K, S, W) after the edge color and specify the type of grommet/module at the end of the product code.

8	96 x 48 x 1 1/2	2400 x 1200 x 38	T5K_-RC4896VT	1,661	2,175	2,257	2,711	4,308	3,153	5,320
8	96 x 54 x 1 1/2	2400 x 1350 x 38	T5K_-RC5496VT	1,881	2,398	2,477	2,933	4,530	3,373	5,540

Surface 5. Knife edge K. Specify matching (N) or contrasting (K, S, W) edge. Grommet/module option: specify no module (N) or an accent color (K, S, W) after the edge color and specify the type of grommet/module at the end of the product code.

Rectangular surfaces with radius corners



Laminate surface 1 1/2" (38 mm) thick. Channel for cable management included with option of grommet(s), electrical module(s) or table center.

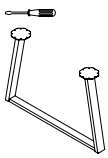
Must be ordered separately: 2 VIVA or TRIA bases.

8	96 x 48 x 1 1/2	2400 x 1200 x 38	T5N_-RCR4896VT	1,467	1,981	2,061	2,517	4,114	2,958	5,124
8	96 x 54 x 1 1/2	2400 x 1350 x 38	T5N_-RCR5496VT	1,578	2,092	2,172	2,627	4,224	3,069	5,235

Surface 5. Smooth edge N. Specify matching (N) or contrasting (K, S, W) edge. Grommet/module option: specify no module (N) or an accent color (K, S, W) after the edge color and specify the type of grommet/module at the end of the product code.

VIVA AND TRIA BASES AND ACCESSORIES FOR 1-SECTION SURFACES – 96" W

Metal and wood VIVA bases



2 metal angled legs with wood crosspiece. **WM** at the end of the code indicates that one leg will have a cavity for cable management.

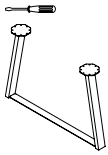
W x D x H (in)	W x D x H (mm)	Code	(\$)
<i>Without cable management</i>			
42 x 3 x 28	1066 x 76 x 711	TNNN_-VBTL228	702

Specify leg color (K,S,W). Specify wood finish at the end of the product code (W20, W21).

<i>With cable management</i>			
42 x 3 x 28	1066 x 76 x 711	TNNN_-VBTL228WM	736

Specify leg color (K,S,W). Specify wood finish at the end of the product code (W20, W21).

Metal VIVA bases



2 angled legs with metal crosspiece. **WM** at the end of the code indicates that one leg will have a cavity for cable management.

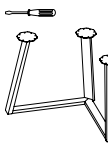
<i>Without cable management</i>			
42 x 3 x 28	1066 x 76 x 711	TNNN_-VMTL228	594

Specify base color (K, S, W).

<i>With cable management</i>			
42 x 3 x 28	1066 x 76 x 711	TNNN_-VMTL228WM	629

Specify base color (K, S, W).

Metal and wood TRIA bases



3 metal angled legs with wood crosspieces. **WM** at the end of the code indicates that one leg will have a cavity for cable management.

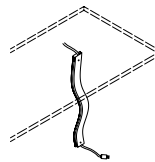
<i>Without cable management</i>			
41 x 23 x 28	1030 x 572 x 711	TNNN_-TBTL328	1,197

Specify leg color (K,S,W). Specify wood finish at the end of the product code (W20, W21).

<i>With cable management</i>			
41 x 23 x 28	1030 x 572 x 711	TNNN_-TBTL328WM	1,229

Specify leg color (K,S,W). Specify wood finish at the end of the product code (W20, W21).

Fabric vertical wire cover



Allows vertical cable management. Diameter of 2 1/2" (63 mm). With zipper. All United Chair® standard fabrics are applicable.

W x D x H (in)	W x D x H (mm)	Code	(\$)
<i>Gr1 Gr2 Gr3 Gr4 Gr5 Gr6 Gr8</i>			
2 1/2 x 2 1/2 x 52	63 x 63 x 1320	DVW48	107 112 124 130 144 158 172

Specify the fabric code at the end of the product code.

Cable management fasteners



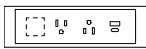
Install beneath work surfaces. Make it possible to pinch cables beneath the work surface for cable management. Grey. Pack of 5.

5 1/2 x 1 1/2 x 1	140 x 40 x 25	LGC-WMC05	124
-------------------	---------------	-----------	-----

TECHNOLOGY INTEGRATION



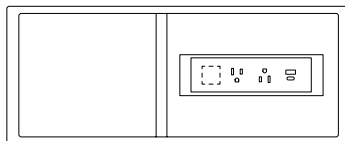
GC, G2
Grommet(s)



PC, P2
Electrical/communication module(s)




Can accept a connector
(LGC-RJ45K, LGC-HDMI_, LGC-USBCK, etc.)

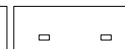


CPC, CPP2
Table center with electrical/communication module(s)

POSITIONING



GC, PC, CPC



G2, P2



CPP2

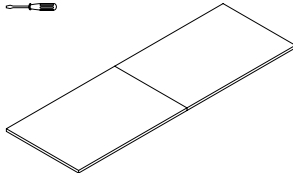
= ASSEMBLY REQUIRED

= QUICKSHIP PROGRAM

Approx. no. of seats W x D x H (in) W x D x H (mm) Code (\$) With options: GC (\$) G2 (\$) G3 (\$) PC (\$) P2 (\$) P3 (\$) CPC (\$) CPP2 (\$)

2-SECTION SURFACES FOR LONG-SPAN TABLES – 108" TO 192" W

Rectangular surfaces for long-span tables



Laminate surface 1 1/2" (38 mm) thick, 2 sections. Reinforcement channel for cable management included.

Must be ordered separately: 2 leg kits or 2 bases.

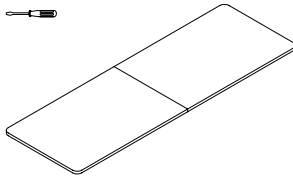
10	108 x 48 x 1 1/2	2700 x 1200 x 38	T5N	-RCP48108	2,296	2,376	2,459	2,538	2,865	4,356	5,032	3,307	5,472
10	120 x 48 x 1 1/2	3000 x 1200 x 38	T5N	-RCP48120	2,502	2,583	2,664	2,744	3,071	4,569	5,237	3,512	5,677
10	132 x 48 x 1 1/2	3300 x 1200 x 38	T5N	-RCP48132	2,656	2,736	2,816	2,897	3,226	4,722	5,398	3,666	5,846
12	144 x 48 x 1 1/2	3600 x 1200 x 38	T5N	-RCP48144	2,809	2,888	2,970	3,050	3,379	4,875	5,551	3,820	6,015
12	156 x 48 x 1 1/2	3900 x 1200 x 38	T5N	-RCP48156	3,007	3,087	3,166	3,248	3,577	5,073	5,748	3,974	6,284
14	168 x 48 x 1 1/2	4200 x 1200 x 38	T5N	-RCP48168	3,162	3,241	3,322	3,403	3,732	5,230	5,905	4,128	6,453
14	180 x 48 x 1 1/2	4500 x 1200 x 38	T5N	-RCP48180	3,307	3,386	3,467	3,547	3,876	5,375	6,050	4,282	6,622
16	192 x 48 x 1 1/2	4800 x 1200 x 38	T5N	-RCP48192	3,457	3,538	3,617	3,697	4,026	5,524	6,199	4,436	6,791
12	108 x 54 x 1 1/2	2700 x 1350 x 38	T5N	-RCP54108	2,487	2,568	2,647	2,727	3,054	4,546	5,221	3,495	5,662
12	120 x 54 x 1 1/2	3000 x 1350 x 38	T5N	-RCP54120	2,696	2,776	2,856	2,936	3,264	4,756	5,430	3,707	5,872
12	132 x 54 x 1 1/2	3300 x 1350 x 38	T5N	-RCP54132	2,849	2,929	3,009	3,089	3,416	4,913	5,588	3,856	6,037
14	144 x 54 x 1 1/2	3600 x 1350 x 38	T5N	-RCP54144	2,993	3,072	3,153	3,233	3,560	5,050	5,725	4,068	6,247
14	156 x 54 x 1 1/2	3900 x 1350 x 38	T5N	-RCP54156	3,200	3,281	3,360	3,440	3,767	5,265	5,940	4,280	6,457
16	168 x 54 x 1 1/2	4200 x 1350 x 38	T5N	-RCP54168	3,345	3,426	3,506	3,586	3,913	5,413	6,088	4,492	6,667
16	180 x 54 x 1 1/2	4500 x 1350 x 38	T5N	-RCP54180	3,490	3,569	3,650	3,732	4,059	5,556	6,231	4,646	6,877
18	192 x 54 x 1 1/2	4800 x 1350 x 38	T5N	-RCP54192	3,651	3,733	3,812	3,893	4,222	5,720	6,395	4,800	7,087

Surface 5. Smooth edge N. Specify matching (N) or contrasting (K, S, W) edge. Grommet/module option: specify no module (N) or an accent color (K, S, W) after the edge color and specify the type of grommet/module at the end of the product code.

10	108 x 48 x 1 1/2	2700 x 1200 x 38	T5K	-RCP48108	2,723	2,803	2,883	2,962	3,290	4,781	5,456	3,733	5,898
10	120 x 48 x 1 1/2	3000 x 1200 x 38	T5K	-RCP48120	2,969	3,048	3,128	3,209	3,536	5,034	5,709	3,977	6,143
10	132 x 48 x 1 1/2	3300 x 1200 x 38	T5K	-RCP48132	3,160	3,239	3,320	3,400	3,726	5,224	5,901	4,169	6,346
12	144 x 48 x 1 1/2	3600 x 1200 x 38	T5K	-RCP48144	3,350	3,431	3,511	3,590	3,916	5,414	6,091	4,362	6,540
12	156 x 48 x 1 1/2	3900 x 1200 x 38	T5K	-RCP48156	3,585	3,664	3,745	3,824	4,150	5,648	6,325	4,555	6,734
14	168 x 48 x 1 1/2	4200 x 1200 x 38	T5K	-RCP48168	3,773	3,854	3,935	4,015	4,341	5,839	6,516	4,748	6,928
14	180 x 48 x 1 1/2	4500 x 1200 x 38	T5K	-RCP48180	3,956	4,038	4,118	4,197	4,523	6,021	6,698	4,941	7,122
16	192 x 48 x 1 1/2	4800 x 1200 x 38	T5K	-RCP48192	4,146	4,227	4,306	4,387	4,713	6,209	6,886	5,134	7,316
12	108 x 54 x 1 1/2	2700 x 1350 x 38	T5K	-RCP54108	2,960	3,040	3,121	3,201	3,527	5,019	5,694	3,969	6,135
12	120 x 54 x 1 1/2	3000 x 1350 x 38	T5K	-RCP54120	3,208	3,287	3,368	3,448	3,774	5,272	5,947	4,218	6,382
12	132 x 54 x 1 1/2	3300 x 1350 x 38	T5K	-RCP54132	3,398	3,479	3,560	3,639	3,965	5,463	6,138	4,411	6,587
14	144 x 54 x 1 1/2	3600 x 1350 x 38	T5K	-RCP54144	3,579	3,659	3,738	3,819	4,145	5,643	6,318	4,604	6,781
14	156 x 54 x 1 1/2	3900 x 1350 x 38	T5K	-RCP54156	3,823	3,903	3,984	4,064	4,390	5,888	6,563	4,797	6,975
16	168 x 54 x 1 1/2	4200 x 1350 x 38	T5K	-RCP54168	4,006	4,087	4,168	4,247	4,573	6,071	6,746	4,990	7,169
16	180 x 54 x 1 1/2	4500 x 1350 x 38	T5K	-RCP54180	4,187	4,268	4,349	4,428	4,754	6,252	6,927	5,183	7,363
18	192 x 54 x 1 1/2	4800 x 1350 x 38	T5K	-RCP54192	4,388	4,467	4,549	4,629	4,955	6,453	7,128	5,376	7,557

Surface 5. Knife edge K. Specify matching (N) or contrasting (K, S, W) edge. Grommet/module option: specify no module (N) or an accent color (K, S, W) after the edge color and specify the type of grommet/module at the end of the product code.

Rectangular surfaces with radius corners for long-span tables



Laminate surface 1 1/2" (38 mm) thick, 2 sections. Reinforcement channel for cable management included.

Must be ordered separately: 2 leg kits or 2 bases.

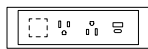
10	108 x 48 x 1 1/2	2700 x 1200 x 38	T5N	-RCRP48108	2,478	2,559	2,641	2,720	3,047	4,538	5,214	3,488	5,653
10	120 x 48 x 1 1/2	3000 x 1200 x 38	T5N	-RCRP48120	2,688	2,768	2,849	2,929	3,256	4,754	5,429	3,696	5,861
10	132 x 48 x 1 1/2	3300 x 1200 x 38	T5N	-RCRP48132	2,840	2,920	2,999	3,080	3,407	4,906	5,581	3,848	6,028
12	144 x 48 x 1 1/2	3600 x 1200 x 38	T5N	-RCRP48144	2,978	3,057	3,138	3,217	3,544	5,042	5,717	4,050	6,236
12	156 x 48 x 1 1/2	3900 x 1200 x 38	T5N	-RCRP48156	3,183	3,264	3,344	3,423	3,750	5,248	5,923	4,243	6,444
14	168 x 48 x 1 1/2	4200 x 1200 x 38	T5N	-RCRP48168	3,337	3,417	3,496	3,575	3,902	5,396	6,071	4,436	6,647
14	180 x 48 x 1 1/2	4500 x 1200 x 38	T5N	-RCRP48180	3,483	3,563	3,642	3,723	4,049	5,547	6,222	4,629	6,850
16	192 x 48 x 1 1/2	4800 x 1200 x 38	T5N	-RCRP48192	3,644	3,724	3,804	3,884	4,210	5,708	6,383	4,822	7,053
12	108 x 54 x 1 1/2	2700 x 1350 x 38	T5N	-RCRP54108	2,633	2,715	2,796	2,875	3,202	4,692	5,367	3,642	5,808
12	120 x 54 x 1 1/2	3000 x 1350 x 38	T5N	-RCRP54120	2,859	2,938	3,019	3,100	3,426	4,916	5,591	3,854	6,014
12	132 x 54 x 1 1/2	3300 x 1350 x 38	T5N	-RCRP54132	3,026	3,105	3,186	3,266	3,592	5,082	5,757	4,040	6,213
14	144 x 54 x 1 1/2	3600 x 1350 x 38	T5N	-RCRP54144	3,187	3,267	3,347	3,429	3,754	5,242	5,917	4,233	6,421
14	156 x 54 x 1 1/2	3900 x 1350 x 38	T5N	-RCRP54156	3,410	3,490	3,569	3,650	3,975	5,463	6,138	4,426	6,629
16	168 x 54 x 1 1/2	4200 x 1350 x 38	T5N	-RCRP54168	3,587	3,667	3,747	3,827	4,152	5,640	6,315	4,619	6,837
16	180 x 54 x 1 1/2	4500 x 1350 x 38	T5N	-RCRP54180	3,754	3,834	3,916	3,997	4,322	5,810	6,485	4,812	7,041
18	192 x 54 x 1 1/2	4800 x 1350 x 38	T5N	-RCRP54192	3,928	4,008	4,089	4,169	4,494	5,982	6,657	5,005	7,245

Surface 5. Smooth edge N. Specify matching (N) or contrasting (K, S, W) edge. Grommet/module option: specify no module (N) or an accent color (K, S, W) after the edge color and specify the type of grommet/module at the end of the product code.

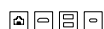
TECHNOLOGY INTEGRATION



GC, G2, G3
Grommet(s)



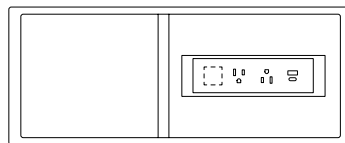
PC, P2, P3
Electrical/communication module(s)



Can accept a connector
(LGC-RJ45K, LGC-HDMI, LGC-USBC, etc.)

QUICKSHIP PROGRAM

ASSEMBLY REQUIRED



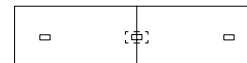
CPC, CPP2
Table center with electrical/communication module(s)

POSITIONING



GC, PC, CPC

G2, P2



G3, P3, CPP2

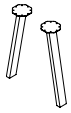
QUORUM MULTICONFERENCE

W x D x H (in) W x D x H (mm) Code (\$)

LEGS, BASES AND ACCESSORIES FOR LONG-SPAN TABLES

Metal angled legs

Kit of 2 metal legs. **WM** at the end of the code indicates that one leg will have a cavity for cable management.



Without cable management

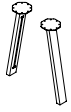
Without cable management			
1½ x 3 x 28	38 x 76 x 711	TNNN_-ATL228	501

Specify leg color (K,S,W).

With cable management

1½ x 3 x 28	38 x 76 x 711	TNNN_-ATL228WM	535
-------------	---------------	----------------	-----

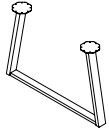
Specify leg color (K,S,W).



With cable management

Metal and wood VIVA bases

2 metal angled legs with wood crosspiece. **WM** at the end of the code indicates that one leg will have a cavity for cable management



Without cable management			
42 x 3 x 28	1066 x 76 x 711	TNNN_-VBTL228	702

Specify leg color (K,S,W). Specify wood finish at the end of the product code (W20, W21).

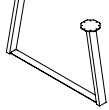
With cable management

42 x 3 x 28	1066 x 76 x 711	TNNN_-VBTL228WM	736
-------------	-----------------	-----------------	-----

Specify leg color (K,S,W). Specify wood finish at the end of the product code (W20, W21).

Metal VIVA bases

2 angled legs with metal crosspiece. **WM** at the end of the code indicates that one leg will have a cavity for cable management.



Without cable management			
42 x 3 x 28	1066 x 76 x 711	TNNN_-VMTL228	594

Specify base color (K, S, W).

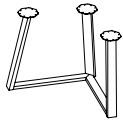
With cable management

42 x 3 x 28	1066 x 76 x 711	TNNN_-VMTL228WM	629
-------------	-----------------	-----------------	-----

Specify base color (K, S, W).

Metal and wood TRIA bases

3 metal angled legs with wood crosspieces. **WM** at the end of the code indicates that one leg will have a cavity for cable management.



Without cable management			
41 x 23 x 28	1030 x 572 x 711	TNNN_-TBTL328	1,197

Specify leg color (K,S,W). Specify wood finish at the end of the product code (W20, W21).

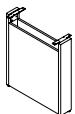
With cable management

41 x 23 x 28	1030 x 572 x 711	TNNN_-TBTL328WM	1,229
--------------	------------------	-----------------	-------

Specify leg color (K,S,W). Specify wood finish at the end of the product code (W20, W21).

Thermofused laminate bases

Base accommodates cables that plug into a floor outlet. **WM** at the end of the code indicates a base with 110° hinges and a storage compartment with lock.



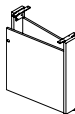
Without cable access

Without cable access			
24 x 4¾ x 28	618 x 120 x 711	TNNNN-LB0524	695
24 x 9 x 28	618 x 225 x 711	TNNNN-LB0924	766

With cable access

24 x 4¾ x 28	618 x 120 x 711	TNNNN-LB0524WM	829
--------------	-----------------	----------------	-----

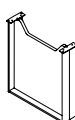
24 x 9 x 28	618 x 225 x 711	TNNNN-LB0924WM	973
-------------	-----------------	----------------	-----



With cable access

U-shape combined base

Laminate base with aluminum contours.

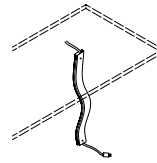


24 x 6 x 28	630 x 150 x 711	TNNN_-UCB24	731
-------------	-----------------	-------------	-----

Specify accent color (K, S, W).

W x D x H (in) W x D x H (mm) Code (\$)

Fabric vertical wire cover



Allows vertical cable management. Diameter of 2½" (63 mm). With zipper. All United Chair® standard fabrics are applicable.

			Gr1	Gr2	Gr3	Gr4	Gr5	Gr6	Gr8
2½ x 2½ x 52	63 x 63 x 1320	DVW48	107	112	124	130	144	158	172

Specify the fabric code at the end of the product code.

Cable management fasteners



Install beneath work surfaces. Make it possible to pinch cables beneath the work surface for cable management. Grey. Pack of 5.

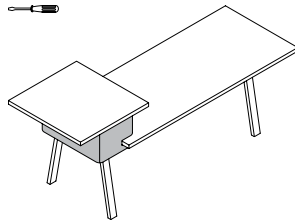
5½ x 1½ x 1	140 x 40 x 25	LGC-WMC05	124
-------------	---------------	-----------	-----

Approx. no. of seats W x D x H (in) X (in) W x D x H (mm) X (mm) Code

With options: GC (\$) G2 (\$) PC (\$) P2 (\$) CPC (\$) CPP (\$)

2-LEVEL SHARED TABLES – 36" OR 42" D

2-level shared tables – rectangular surfaces



Laminate surface 1 1/2" (38 mm) thick, 2 sections. 1 main surface 29 1/2" H (749 mm) and 1 raised surface to accommodate 1 upholstered support element. Channel for cable management included with option of grommet(s), electrical module(s) or table center. 4 metal legs included, one of them with a cavity for cable management. **Must be ordered separately:** upholstered support element. Please refer to the upholstery guide for applicable fabrics.

6	96 x 36 x 36 1/2-42 1/2	72	2400 x 900 x 927-1080	1800	T5N --CDRC3696	2,775	2,854	2,935	3,288	4,746	3,811	5,221
6	108 x 36 x 36 1/2-42 1/2	84	2700 x 900 x 927-1080	2100	T5N --CDRC36108	2,861	2,942	3,021	3,376	4,866	4,299	5,308
6	120 x 36 x 36 1/2-42 1/2	96	3000 x 900 x 927-1080	2400	T5N --CDRC36120	2,956	3,035	3,116	3,469	4,961	3,990	5,407
6	96 x 42 x 36 1/2-42 1/2	72	2400 x 1050 x 927-1080	1800	T5N --CDRC4296	2,861	2,942	3,021	3,376	4,834	3,897	5,308
6	108 x 42 x 36 1/2-42 1/2	84	2700 x 1050 x 927-1080	2100	T5N --CDRC42108	2,961	3,042	3,123	3,477	4,967	4,399	5,407
6	120 x 42 x 36 1/2-42 1/2	96	3000 x 1050 x 927-1080	2400	T5N --CDRC42120	3,063	3,142	3,223	3,577	5,068	4,098	5,515

Surface 5. Smooth edge N. Specify matching (N) or contrasting (K, S, W) edge. Specify accent color (K, S, W). Grommet/module option: specify the type of grommet/module at the end of the product code.

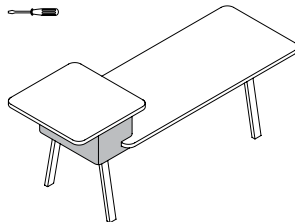
6	96 x 36 x 36 1/2-42 1/2	72	2400 x 900 x 927-1080	1800	T5K --CDRC3696	3,530	3,611	3,690	4,045	5,502	4,567	5,977
6	108 x 36 x 36 1/2-42 1/2	84	2700 x 900 x 927-1080	2100	T5K --CDRC36108	3,616	3,696	3,776	4,132	5,622	5,053	6,063
6	120 x 36 x 36 1/2-42 1/2	96	3000 x 900 x 927-1080	2400	T5K --CDRC36120	3,711	3,791	3,871	4,224	5,715	4,746	6,163
6	96 x 42 x 36 1/2-42 1/2	72	2400 x 1050 x 927-1080	1800	T5K --CDRC4296	3,616	3,696	3,776	4,132	5,588	4,653	6,063
6	108 x 42 x 36 1/2-42 1/2	84	2700 x 1050 x 927-1080	2100	T5K --CDRC42108	3,717	3,797	3,877	4,231	5,722	5,154	6,163
6	120 x 42 x 36 1/2-42 1/2	96	3000 x 1050 x 927-1080	2400	T5K --CDRC42120	3,818	3,897	3,977	4,332	5,823	4,854	6,270

Surface 5. Knife edge K. Specify matching (N) or contrasting (K, S, W) edge. Specify accent color (K, S, W). Grommet/module option: specify the type of grommet/module at the end of the product code.

Upholstered support element for 36" D (900 mm) raised surface						Gr1	Gr2	Gr3	Gr4	Gr5	Gr6	Gr8
16 x 29 x 7	400 x 725 x 178	TSM2907	1,557	1,584	1,604	1,619	1,646	1,685	1,745			
Upholstered support element for 42" D (1050 mm) raised surface												
16 x 29 x 13	400 x 725 x 331	TSM2913	1,652	1,678	1,706	1,738	1,771	1,844	1,945			

Specify the fabric code at the end of the product code.

2-level shared tables – rectangular surfaces with radius corners



Laminate surface 1 1/2" (38 mm) thick, 2 sections. 1 main surface 29 1/2" H (749 mm) and 1 raised surface to accommodate 1 upholstered support element. Channel for cable management included with option of grommet(s), electrical module(s) or table center. 4 metal legs included, one of them with a cavity for cable management. **Must be ordered separately:** upholstered support element. Please refer to the upholstery guide for applicable fabrics.

6	96 x 36 x 36 1/2-42 1/2	72	2400 x 900 x 927-1080	1800	T5N --CDRCR3696	3,136	3,215	3,295	3,650	5,107	4,171	5,582
6	108 x 36 x 36 1/2-42 1/2	84	2700 x 900 x 927-1080	2100	T5N --CDRCR36108	3,223	3,303	3,383	3,737	5,228	4,659	5,670
6	120 x 36 x 36 1/2-42 1/2	96	3000 x 900 x 927-1080	2400	T5N --CDRCR36120	3,314	3,396	3,477	3,829	5,322	4,352	5,770
6	96 x 42 x 36 1/2-42 1/2	72	2400 x 1050 x 927-1080	1800	T5N --CDRCR4296	3,223	3,303	3,383	3,737	5,194	4,258	5,670
6	108 x 42 x 36 1/2-42 1/2	84	2700 x 1050 x 927-1080	2100	T5N --CDRCR42108	3,322	3,403	3,483	3,839	5,327	4,760	5,770
6	120 x 42 x 36 1/2-42 1/2	96	3000 x 1050 x 927-1080	2400	T5N --CDRCR42120	3,422	3,504	3,584	3,937	5,428	4,460	5,877

Surface 5. Smooth edge N. Specify matching (N) or contrasting (K, S, W) edge. Specify accent color (K, S, W). Grommet/module option: specify the type of grommet/module at the end of the product code.

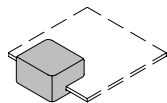
Upholstered support element for 36" D (900 mm) raised surface						Gr1	Gr2	Gr3	Gr4	Gr5	Gr6	Gr8
16 x 29 x 7	400 x 725 x 178	TSM2907	1,557	1,584	1,604	1,619	1,646	1,685	1,745			
Upholstered support element for 42" D (1050 mm) raised surface												
16 x 29 x 13	400 x 725 x 331	TSM2913	1,652	1,678	1,706	1,738	1,771	1,844	1,945			

Specify the fabric code at the end of the product code.

W x D x H (in) W x D x H (mm) Code (\$)

TABLE LECTERN

Upholstered lectern – 36" H



Installs on top of a freestanding table 29 1/2" H (749 mm) whose top is 1 1/2" (38 mm) thick, and only on a smooth edge. Tool-free installation. Total height 36 1/2" H (927 mm) once installed on a surface. Please refer to the upholstery guide for applicable fabrics.

20 x 18 x 9	500 x 450 x 229	TLC1820	1,437	1,465	1,484	1,511	1,538	1,598	1,672
-------------	-----------------	---------	-------	-------	-------	-------	-------	-------	-------

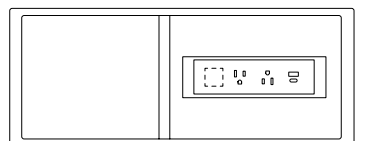
Specify the fabric code at the end of the product code.

TECHNOLOGY INTEGRATION

GC, G2 Grommet(s)

PC, P2 Electrical/communication module(s)

Can accept a connector (LGC-RJ45K, LGC-HDMI, LGC-USBC, etc.)



CPC, CPP Table center with electrical/communication module

POSITIONING



GC, PC, CPC G2, P2, CPP

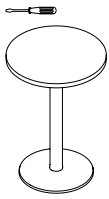
ASSEMBLY REQUIRED

QUORUM MULTICONFERENCE

Approx. no. of seats W x D x H (in) W x D x H (mm) Code (\$) With options: GC PC (\$)

MEETING TABLES

Round tables with disc base – 42" H



Laminate surfaces 1" (25 mm) or 1/2" (38 mm) thick. Metal disc base with integrated cable management. Option of grommet or electrical module.

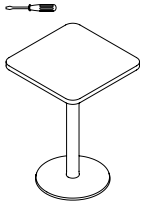
2	30 x 30 x 42	750 x 750 x 1067	T1N	-R3042DC	1,371	1,451	1,887
4	36 x 36 x 42	900 x 900 x 1067	T1N	-R3642DC	1,410	1,491	1,926

Surface 1. Smooth edge N. Specify matching (N) or contrasting (K, S, W) edge. Specify accent color (K, S, W). Grommet/module option: specify the type of grommet/module at the end of the product code.

2	30 x 30 x 42 1/2	750 x 750 x 1080	T5N	-R3042DC	1,411	1,492	1,927
4	36 x 36 x 42 1/2	900 x 900 x 1080	T5N	-R3642DC	1,459	1,541	1,976

Surface 5. Smooth edge N. Specify matching (N) or contrasting (K, S, W) edge. Specify accent color (K, S, W). Grommet/module option: specify the type of grommet/module at the end of the product code.

Square tables with radius corners and disc base – 42" H



Laminate surfaces 1" (25 mm) or 1/2" (38 mm) thick. Metal disc base with integrated cable management. Option of grommet or electrical module.

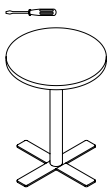
2	30 x 30 x 42	750 x 750 x 1067	T1N	-SQR3042DC	1,371	1,451	1,887
---	--------------	------------------	-----	------------	-------	-------	-------

Surface 1. Smooth edge N. Specify matching (N) or contrasting (K, S, W) edge. Specify accent color (K, S, W). Grommet/module option: specify the type of grommet/module (based on available options) at the end of the product code.

2	30 x 30 x 42 1/2	750 x 750 x 1080	T5N	-SQR3042DC	1,411	1,492	1,927
---	------------------	------------------	-----	------------	-------	-------	-------

Surface 5. Smooth edge N. Specify matching (N) or contrasting (K, S, W) edge. Specify accent color (K, S, W). Grommet/module option: specify the type of grommet/module at the end of the product code.

Round tables with X-base – 42" H



Laminate surfaces 1" (25 mm) or 1/2" (38 mm) thick. Metal X-base with integrated cable management. Option of grommet or electrical module.

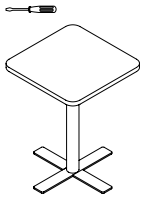
2	30 x 30 x 42	750 x 750 x 1067	T1N	-R3042XB	1,149	1,228	1,662
4	36 x 36 x 42	900 x 900 x 1067	T1N	-R3642XB	1,189	1,269	1,705

Surface 1. Smooth edge N. Specify matching (N) or contrasting (K, S, W) edge. Specify accent color (K, S, W). Grommet/module option: specify the type of grommet/module at the end of the product code.

2	30 x 30 x 42 1/2	750 x 750 x 1080	T5N	-R3042XB	1,191	1,271	1,706
4	36 x 36 x 42 1/2	900 x 900 x 1080	T5N	-R3642XB	1,283	1,364	1,798

Surface 5. Smooth edge N. Specify matching (N) or contrasting (K, S, W) edge. Specify accent color (K, S, W). Grommet/module option: specify the type of grommet/module at the end of the product code.

Square tables with radius corners and X-base – 42" H



Laminate surfaces 1" (25 mm) or 1/2" (38 mm) thick. Metal X-base with integrated cable management. Option of grommet or electrical module.

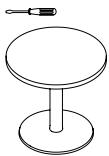
2	30 x 30 x 42	750 x 750 x 1067	T1N	-SQR3042XB	1,149	1,228	1,662
---	--------------	------------------	-----	------------	-------	-------	-------

Surface 1. Smooth edge N. Specify matching (N) or contrasting (K, S, W) edge. Specify accent color (K, S, W). Grommet/module option: specify the type of grommet/module at the end of the product code.

2	30 x 30 x 42 1/2	750 x 750 x 1080	T5N	-SQR3042XB	1,191	1,271	1,706
---	------------------	------------------	-----	------------	-------	-------	-------

Surface 5. Smooth edge N. Specify matching (N) or contrasting (K, S, W) edge. Specify accent color (K, S, W). Grommet/module option: specify the type of grommet/module at the end of the product code.

Round tables with disc base – 29" H



Laminate surfaces 1" (25 mm) or 1/2" (38 mm) thick. Metal disc base with integrated cable management. Option of grommet or electrical module.

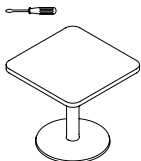
2	30 x 30 x 29	750 x 750 x 736	T1N	-R3029DC	1,322	1,402	1,838
4	36 x 36 x 29	900 x 900 x 736	T1N	-R3629DC	1,360	1,441	1,876
4	42 x 42 x 29	1050 x 1050 x 736	T1N	-R4229DC	1,658	1,738	2,172

Surface 1. Smooth edge N. Specify matching (N) or contrasting (K, S, W) edge. Specify accent color (K, S, W). Grommet/module option: specify the type of grommet/module at the end of the product code.

2	30 x 30 x 29 1/2	750 x 750 x 749	T5N	-R3029DC	1,364	1,445	1,878
4	36 x 36 x 29 1/2	900 x 900 x 749	T5N	-R3629DC	1,410	1,491	1,926
4	42 x 42 x 29 1/2	1050 x 1050 x 749	T5N	-R4229DC	1,717	1,798	2,234

Surface 5. Smooth edge N. Specify matching (N) or contrasting (K, S, W) edge. Specify accent color (K, S, W). Grommet/module option: specify the type of grommet/module at the end of the product code.

Square tables with radius corners and disc base – 29" H



Laminate surfaces 1" (25 mm) or 1/2" (38 mm) thick. Metal disc base with integrated cable management. Option of grommet or electrical module.

2	30 x 30 x 29	750 x 750 x 736	T1N	-SQR3029DC	1,322	1,402	1,838
---	--------------	-----------------	-----	------------	-------	-------	-------

Surface 1. Smooth edge N. Specify matching (N) or contrasting (K, S, W) edge. Specify accent color (K, S, W). Grommet/module option: specify the type of grommet/module at the end of the product code.

2	30 x 30 x 29 1/2	750 x 750 x 749	T5N	-SQR3029DC	1,364	1,445	1,878
---	------------------	-----------------	-----	------------	-------	-------	-------

Surface 5. Smooth edge N. Specify matching (N) or contrasting (K, S, W) edge. Specify accent color (K, S, W). Grommet/module option: specify the type of grommet/module at the end of the product code.

TECHNOLOGY INTEGRATION



GC
Grommet



PC
Electrical/communication module

POSITIONING



GC, PC

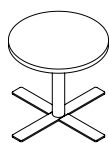
= ASSEMBLY REQUIRED

= QUICKSHIP PROGRAM

Approx. no. of seats W x D x H (in) W x D x H (mm) Code (\$)

With options: GC (\$), PC (\$)

Round tables with X-base – 29" H



Laminate surfaces 1" (25 mm) or 1/2" (38 mm) thick. Metal X-base with integrated cable management. Option of grommet or electrical module.

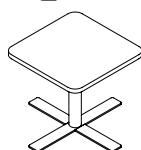
2	30 x 30 x 29	750 x 750 x 736	T1N -R3029XB	1,101	1,180	1,615
4	36 x 36 x 29	900 x 900 x 736	T1N -R3629XB	1,195	1,274	1,709
4	42 x 42 x 29	1050 x 1050 x 736	T1N -R4229XB	1,276	1,357	1,792

Surface 1. Smooth edge N. Specify matching (N) or contrasting (K, S, W) edge. Specify accent color (K, S, W). Grommet/module option: specify the type of grommet/module at the end of the product code.

2	30 x 30 x 29 1/2	750 x 750 x 749	T5N -R3029XB	1,143	1,224	1,658
4	36 x 36 x 29 1/2	900 x 900 x 749	T5N -R3629XB	1,245	1,324	1,759
4	42 x 42 x 29 1/2	1050 x 1050 x 749	T5N -R4229XB	1,337	1,418	1,852

Surface 5. Smooth edge N. Specify matching (N) or contrasting (K, S, W) edge. Specify accent color (K, S, W). Grommet/module option: specify the type of grommet/module at the end of the product code.

Square tables with radius corners and X-base – 29" H



Laminate surfaces 1" (25 mm) or 1/2" (38 mm) thick. Metal X-base with integrated cable management. Option of grommet or electrical module.

2	30 x 30 x 29	750 x 750 x 736	T1N -SQR3029XB	1,101	1,180	1,615
4	36 x 36 x 29	900 x 900 x 736	T1N -SQR3629XB	1,195	1,274	1,709


Surface 1. Smooth edge N. Specify matching (N) or contrasting (K, S, W) edge. Specify accent color (K, S, W). Grommet/module option: specify the type of grommet/module at the end of the product code.

2	30 x 30 x 29 1/2	750 x 750 x 749	T5N -SQR3029XB	1,143	1,224	1,658
4	36 x 36 x 29 1/2	900 x 900 x 749	T5N -SQR3629XB	1,245	1,324	1,759

Surface 5. Smooth edge N. Specify matching (N) or contrasting (K, S, W) edge. Specify accent color (K, S, W). Grommet/module option: specify the type of grommet/module at the end of the product code.

MEETING TABLES WITH XTRA BASE

Round tables with XTRA base – 29" H



Laminate surfaces 1" (25 mm) or 1/2" (38 mm) thick. 4 metal legs, including one leg with a cavity for cable management. Wood X crosspieces. Option of grommet or electrical module.


4	42 x 42 x 29	1050 x 1050 x 736	T1N -R4229XTB	2,073	2,154	2,588
4	48 x 48 x 29	1200 x 1200 x 736	T1N -R4829XTB	2,130	2,209	2,644
4	54 x 54 x 29	1350 x 1350 x 736	T1N -R5429XTB	2,190	2,270	2,704
4	60 x 60 x 29	1500 x 1500 x 736	T1N -R6029XTB	2,240	2,319	2,754

Surface 1. Smooth edge N. Specify matching (N) or contrasting (K, S, W) edge. Specify accent color (K, S, W). Specify wood finish (W20, W21). Grommet/module option: specify the type of grommet/module at the end of the product code.

4	42 x 42 x 29 1/2	1050 x 1050 x 749	T5N -R4229XTB	2,204	2,283	2,719
4	48 x 48 x 29 1/2	1200 x 1200 x 749	T5N -R4829XTB	2,282	2,363	2,798
4	54 x 54 x 29 1/2	1350 x 1350 x 749	T5N -R5429XTB	2,368	2,448	2,883
4	60 x 60 x 29 1/2	1500 x 1500 x 749	T5N -R6029XTB	2,440	2,520	2,956

Surface 5. Smooth edge N. Specify matching (N) or contrasting (K, S, W) edge. Specify accent color (K, S, W). Specify wood finish (W20, W21). Grommet/module option: specify the type of grommet/module at the end of the product code.

Square tables with radius corners and XTRA base – 29" H



Laminate surfaces 1" (25 mm) or 1/2" (38 mm) thick. 4 metal legs, including one leg with a cavity for cable management. Wood X crosspieces. Option of grommet or electrical module.

4	42 x 42 x 29	1050 x 1050 x 736	T1N -SQR4229XTB	2,059	2,138	2,573
4	48 x 48 x 29	1200 x 1200 x 736	T1N -SQR4829XTB	2,099	2,181	2,615
4	54 x 54 x 29	1350 x 1350 x 736	T1N -SQR5429XTB	2,166	2,245	2,680
4	60 x 60 x 29	1500 x 1500 x 736	T1N -SQR6029XTB	2,213	2,293	2,727

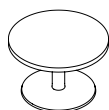
Surface 1. Smooth edge N. Specify matching (N) or contrasting (K, S, W) edge. Specify accent color (K, S, W). Specify wood finish (W20, W21). Grommet/module option: specify the type of grommet/module at the end of the product code.

4	42 x 42 x 29 1/2	1050 x 1050 x 749	T5N -SQR4229XTB	2,146	2,226	2,662
4	48 x 48 x 29 1/2	1200 x 1200 x 749	T5N -SQR4829XTB	2,226	2,307	2,741
4	54 x 54 x 29 1/2	1350 x 1350 x 749	T5N -SQR5429XTB	2,314	2,393	2,828
4	60 x 60 x 29 1/2	1500 x 1500 x 749	T5N -SQR6029XTB	2,387	2,466	2,902

Surface 5. Smooth edge N. Specify matching (N) or contrasting (K, S, W) edge. Specify accent color (K, S, W). Specify wood finish (W20, W21). Grommet/module option: specify the type of grommet/module at the end of the product code.

OCCASIONAL TABLES

Round tables with disc base – 20" H



Laminate surfaces 1" (25 mm) or 1/2" (38 mm) thick. Metal disc base with integrated cable management. Option of grommet or electrical module.

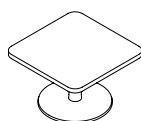
	24 x 24 x 20	600 x 600 x 508	T1N -R2420DC	1,229	1,309	1,745
	30 x 30 x 20	750 x 750 x 508	T1N -R3020DC	1,282	1,362	1,797
	36 x 36 x 20	900 x 900 x 508	T1N -R3620DC	1,294	1,374	1,809

Surface 1. Smooth edge N. Specify matching (N) or contrasting (K, S, W) edge. Specify accent color (K, S, W). Grommet/module option: specify the type of grommet/module at the end of the product code.

	24 x 24 x 20 1/2	600 x 600 x 521	T5N -R2420DC	1,264	1,344	1,779
	30 x 30 x 20 1/2	750 x 750 x 521	T5N -R3020DC	1,324	1,404	1,839
	36 x 36 x 20 1/2	900 x 900 x 521	T5N -R3620DC	1,344	1,423	1,858

Surface 5. Smooth edge N. Specify matching (N) or contrasting (K, S, W) edge. Specify accent color (K, S, W). Grommet/module option: specify the type of grommet/module at the end of the product code.

Square tables with radius corners and disc base – 20" H



Laminate surfaces 1" (25 mm) or 1/2" (38 mm) thick. Metal disc base with integrated cable management. Option of grommet or electrical module.

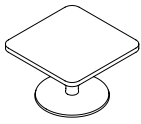
	24 x 24 x 20	600 x 600 x 508	T1N -SQR2420DC	1,229	1,309	1,745
	30 x 30 x 20	750 x 750 x 508	T1N -SQR3020DC	1,282	1,362	1,797

Surface 1. Smooth edge N. Specify matching (N) or contrasting (K, S, W) edge. Specify accent color (K, S, W). Grommet/module option: specify the type of grommet/module at the end of the product code.

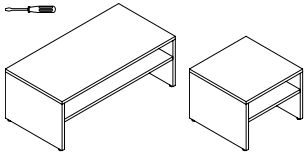
QUORUM MULTICONFERENCE

	W x D x H (in)	W x D x H (mm)	Code	(\$)	With options:	
					GC (\$)	PC (\$)
Square tables with radius corners and disc base – 20" H (cont'd)	24 x 24 x 20 1/2	600 x 600 x 521	T5N_-SQR2420DC	1,264	1,344	1,779
	30 x 30 x 20 1/2	750 x 750 x 521	T5N_-SQR3020DC	1,324	1,404	1,839

Surface 5. Smooth edge N. Specify matching (N) or contrasting (K, S, W) edge. Specify accent color (K, S, W). Grommet/module option: specify the type of grommet/module at the end of the product code.



Magazine tables



Laminate surfaces 1" (25 mm) or 1 1/2" (38 mm) thick. Open storage space. Available in 1 tone only.

24 x 24 x 18	600 x 600 x 463	T1NNN-ST242418	856
48 x 24 x 18	1200 x 600 x 463	T1NNN-ST244818	1,015

Surface 1. Smooth edge N.

24 x 24 x 18 3/4	600 x 600 x 476	T5NNN-ST242418	918
48 x 24 x 18 3/4	1200 x 600 x 476	T5NNN-ST244818	1,127

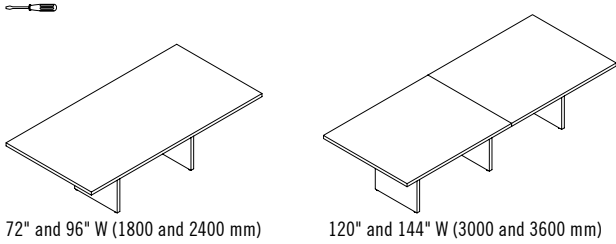
Surface 5. Smooth edge N.

Approx.
no. of
seats

W x D x H (in) Y (in) W x D x H (mm) Y (mm) Code (\$)

CONFERENCE TABLES

Rectangular tables with panel base – 29" H



72" and 96" W (1800 and 2400 mm)

120" and 144" W (3000 and 3600 mm)

Laminate surfaces and base 1 1/2" (38 mm) thick.

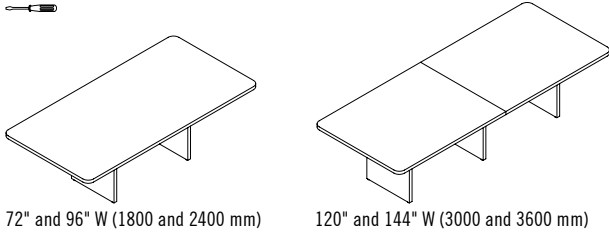
6	72 x 36 x 29 1/2	1800 x 900 x 749	T5N_N-RC367229LB	1,459
8	96 x 48 x 29 1/2	2400 x 1200 x 749	T5N_N-RC489629LB	1,822
8	120 x 48 x 29 1/2	3000 x 1200 x 749	T5N_N-RC4812029LB	2,518
8	144 x 48 x 29 1/2	3600 x 1200 x 749	T5N_N-RC4814429LB	2,597

Surface 5. Smooth edge N. Specify matching (N) or contrasting (K, S, W) edge.

6	72 x 36 x 29 1/2	1800 x 900 x 749	T5K_N-RC367229LB	1,687
8	96 x 48 x 29 1/2	2400 x 1200 x 749	T5K_N-RC489629LB	2,282
8	120 x 48 x 29 1/2	3000 x 1200 x 749	T5K_N-RC4812029LB	3,294
8	144 x 48 x 29 1/2	3600 x 1200 x 749	T5K_N-RC4814429LB	3,676

Surface 5. Knife edge K. Specify matching (N) or contrasting (K, S, W) edge.

Rectangular tables with radius corners and panel base – 29" H



72" and 96" W (1800 and 2400 mm)

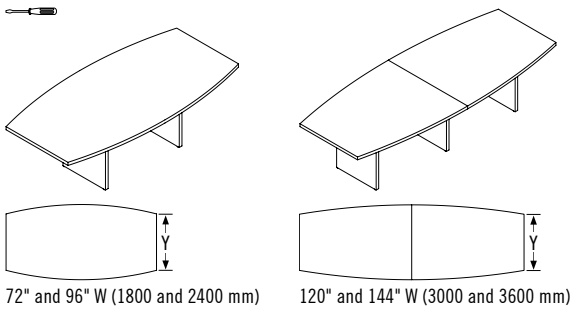
120" and 144" W (3000 and 3600 mm)

Laminate surfaces and base 1 1/2" (38 mm) thick.

6	72 x 36 x 29 1/2	1800 x 900 x 749	T5N_N-RCR367229LB	1,596
8	96 x 48 x 29 1/2	2400 x 1200 x 749	T5N_N-RCR489629LB	1,955
8	120 x 48 x 29 1/2	3000 x 1200 x 749	T5N_N-RCR4812029LB	2,651
8	144 x 48 x 29 1/2	3600 x 1200 x 749	T5N_N-RCR4814429LB	2,733

Surface 5. Smooth edge N. Specify matching (N) or contrasting (K, S, W) edge.

Boat tables with base panel – 29" H



72" and 96" W (1800 and 2400 mm)

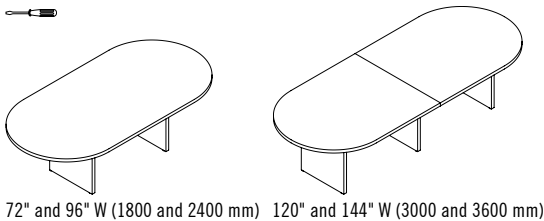
120" and 144" W (3000 and 3600 mm)

Laminate surfaces and base 1 1/2" (38 mm) thick.

	W	D	H	Y	Code	(\$)
6	72	36	29 1/2	30	T5N_N-B367229LB	1,596
8	96	48	29 1/2	36	T5N_N-B489629LB	1,955
8	120	48	29 1/2	36	T5N_N-B4812029LB	2,651
8	144	48	29 1/2	36	T5N_N-B4814429LB	2,733

Surface 5. Smooth edge N. Specify matching (N) or contrasting (K, S, W) edge.

Racetrack tables with panel base – 29" H



72" and 96" W (1800 and 2400 mm)

120" and 144" W (3000 and 3600 mm)

Laminate surfaces and base 1 1/2" (38 mm) thick.

6	72 x 36 x 29 1/2	1800 x 900 x 749	T5N_N-RT367229LB	1,596
8	96 x 48 x 29 1/2	2400 x 1200 x 749	T5N_N-RT489629LB	1,955
8	120 x 48 x 29 1/2	3000 x 1200 x 749	T5N_N-RT4812029LB	2,651
8	144 x 48 x 29 1/2	3600 x 1200 x 749	T5N_N-RT4814429LB	2,733

Surface 5. Smooth edge N. Specify matching (N) or contrasting (K, S, W) edge.

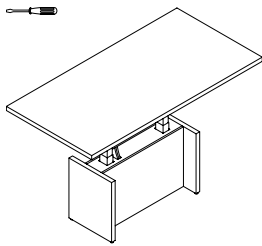
= ASSEMBLY REQUIRED

= QUICKSHIP PROGRAM

Approx. no. of seats	W x D x H (in)	W x D x H (mm)	Code	(\$)	With options:			
					GC (\$)	G2 (\$)	PC (\$)	P2 (\$)

ELECTRIC HEIGHT ADJUSTABLE CONFERENCE TABLES

Rectangular electric height adjustable tables – 27" to 44½" H



Tables 72" and 78" W (1800 and 1950 mm): 2 columns (1 grommet or module possible).

Tables 84" and 96" W (2100 and 2400 mm): 3 columns (2 grommets or modules possible).

Laminate surface 1½" (38 mm) thick. Channel for cable management and vertical wire cover included. Laminate base with finishing mat. Removable interior panel for cable management. 120" L (3048 mm) cable with plug for wall outlet. 2" H (50 mm) clearance beneath work surface for floor outlet (monument). Option of grommet(s) or electrical module(s). Recommended functional load capacity: 125 lbs (56 kg).

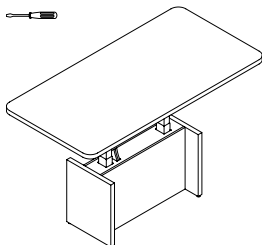
6	72 x 36 x 27-44½	1800 x 900 x 686-1130	T5N_-RC3672SG	5,670	5,749	-	6,317	-
6	78 x 36 x 27-44½	1950 x 900 x 686-1130	T5N_-RC3678SG	5,763	5,843	-	6,471	-
8	84 x 36 x 27-44½	2100 x 900 x 686-1130	T5N_-RC3684SG	6,157	-	6,317	-	8,223
8	96 x 36 x 27-44½	2400 x 900 x 686-1130	T5N_-RC3696SG	6,358	-	6,519	-	8,423
6	72 x 42 x 27-44½	1800 x 1050 x 686-1130	T5N_-RC4272SG	5,715	5,796	-	6,364	-
6	78 x 42 x 27-44½	1950 x 1050 x 686-1130	T5N_-RC4278SG	5,817	5,897	-	6,524	-
8	84 x 42 x 27-44½	2100 x 1050 x 686-1130	T5N_-RC4284SG	6,210	-	6,370	-	8,276
8	96 x 42 x 27-44½	2400 x 1050 x 686-1130	T5N_-RC4296SG	6,417	-	6,577	-	8,483

Surface 5. Smooth edge N. Specify matching (N) or contrasting (K, S, W) edge. Specify accent color (K, S, W). Grommet/module option: specify the type of grommet/module at the end of the product code.

6	72 x 36 x 27-44½	1800 x 900 x 686-1130	T5K_-RC3672SG	5,963	6,042	-	6,611	-
6	78 x 36 x 27-44½	1950 x 900 x 686-1130	T5K_-RC3678SG	6,103	6,184	-	6,813	-
8	84 x 36 x 27-44½	2100 x 900 x 686-1130	T5K_-RC3684SG	6,511	-	6,672	-	8,577
8	96 x 36 x 27-44½	2400 x 900 x 686-1130	T5K_-RC3696SG	6,657	-	6,818	-	8,724
6	72 x 42 x 27-44½	1800 x 1050 x 686-1130	T5K_-RC4272SG	6,015	6,096	-	6,665	-
6	78 x 42 x 27-44½	1950 x 1050 x 686-1130	T5K_-RC4278SG	6,116	6,196	-	6,824	-
8	84 x 42 x 27-44½	2100 x 1050 x 686-1130	T5K_-RC4284SG	6,551	-	6,712	-	8,616
8	96 x 42 x 27-44½	2400 x 1050 x 686-1130	T5K_-RC4296SG	6,739	-	6,898	-	8,804

Surface 5. Knife edge K. Specify matching (N) or contrasting (K, S, W) edge. Specify accent color (K, S, W). Grommet/module option: specify the type of grommet/module at the end of the product code.

Rectangular electric height adjustable tables with radius corners – 27" to 44½" H



Tables 72" and 78" W (1800 and 1950 mm): 2 columns (1 grommet or module possible).

Tables 84" and 96" W (2100 and 2400 mm): 3 columns (2 grommets or modules possible).

Laminate surface 1½" (38 mm) thick. Channel for cable management and vertical wire cover included. Laminate base with finishing mat. Removable interior panel for cable management. 120" L (3048 mm) cable with plug for wall outlet. 2" H (50 mm) clearance beneath work surface for floor outlet (monument). Option of grommet(s) or electrical module(s). Recommended functional load capacity: 125 lbs (56 kg).

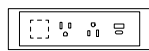
6	72 x 36 x 27-44½	1800 x 900 x 686-1130	T5N_-RCR3672SG	5,775	5,856	-	6,424	-
6	78 x 36 x 27-44½	1950 x 900 x 686-1130	T5N_-RCR3678SG	5,871	5,951	-	6,577	-
8	84 x 36 x 27-44½	2100 x 900 x 686-1130	T5N_-RCR3684SG	6,264	-	6,424	-	8,329
8	96 x 36 x 27-44½	2400 x 900 x 686-1130	T5N_-RCR3696SG	6,465	-	6,625	-	8,529
6	72 x 42 x 27-44½	1800 x 1050 x 686-1130	T5N_-RCR4272SG	5,823	5,903	-	6,471	-
6	78 x 42 x 27-44½	1950 x 1050 x 686-1130	T5N_-RCR4278SG	5,924	6,004	-	6,631	-
8	84 x 42 x 27-44½	2100 x 1050 x 686-1130	T5N_-RCR4284SG	6,317	-	6,477	-	8,382
8	96 x 42 x 27-44½	2400 x 1050 x 686-1130	T5N_-RCR4296SG	6,524	-	6,685	-	8,588

Surface 5. Smooth edge N. Specify matching (N) or contrasting (K, S, W) edge. Specify accent color (K, S, W). Grommet/module option: specify the type of grommet/module at the end of the product code.

TECHNOLOGY INTEGRATION



GC, G2
Grommet(s)



PC, P2
Electrical/communication module(s)



Can accept a connector
(LGC-RJ45K, LGC-HDMI, LGC-USBC, etc.)

ASSEMBLY REQUIRED

POSITIONING



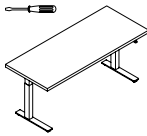
GC, PC



G2, P2

ELECTRIC HEIGHT ADJUSTABLE TABLES | QUORUM SELECT (C-BASE)

Rectangular tables



Surfaces 1" (25 mm) or 1½" (38 mm) thick. Metal C-base. 120" L (3048 mm) cable with plug for wall outlet. Recommended functional load capacity: 125 lbs (56 kg).

1" (25 mm) surfaces: Minimum position of 24" (607 mm) and maximum position of 49½" (1257 mm).

W x D x H (in)	W x D x H (mm)	Code	(\$)
46 x 23 x 24-49½	1150 x 585 x 607-1257	T1N -RCA2346GC	2,521
52 x 23 x 24-49½	1300 x 585 x 607-1257	T1N -RCA2352GC	2,536
58 x 23 x 24-49½	1450 x 585 x 607-1257	T1N -RCA2358GC	2,548
64 x 23 x 24-49½	1600 x 585 x 607-1257	T1N -RCA2364GC	2,557
70 x 23 x 24-49½	1750 x 585 x 607-1257	T1N -RCA2370GC	2,571
46 x 29 x 24-49½	1150 x 725 x 607-1257	T1N -RCA2946GC	2,548
52 x 29 x 24-49½	1300 x 725 x 607-1257	T1N -RCA2952GC	2,566
58 x 29 x 24-49½	1450 x 725 x 607-1257	T1N -RCA2958GC	2,577
64 x 29 x 24-49½	1600 x 725 x 607-1257	T1N -RCA2964GC	2,585
70 x 29 x 24-49½	1750 x 725 x 607-1257	T1N -RCA2970GC	2,598

Surface 1. Smooth edge N. Specify matching (N) or contrasting (K, S, W) edge. Specify accent color (K, S, W).

1½" (38 mm) surfaces: Minimum position of 24½" (620 mm) and maximum position of 50" (1270 mm).

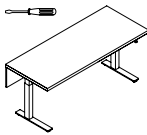
W x D x H (in)	W x D x H (mm)	Code	(\$)
46 x 23 x 24½-50	1150 x 585 x 620-1270	T5N -RCA2346GC	2,571
52 x 23 x 24½-50	1300 x 585 x 620-1270	T5N -RCA2352GC	2,585
58 x 23 x 24½-50	1450 x 585 x 620-1270	T5N -RCA2358GC	2,598
64 x 23 x 24½-50	1600 x 585 x 620-1270	T5N -RCA2364GC	2,621
70 x 23 x 24½-50	1750 x 585 x 620-1270	T5N -RCA2370GC	2,635
46 x 29 x 24½-50	1150 x 725 x 620-1270	T5N -RCA2946GC	2,598
52 x 29 x 24½-50	1300 x 725 x 620-1270	T5N -RCA2952GC	2,621
58 x 29 x 24½-50	1450 x 725 x 620-1270	T5N -RCA2958GC	2,643
64 x 29 x 24½-50	1600 x 725 x 620-1270	T5N -RCA2964GC	2,656
70 x 29 x 24½-50	1750 x 725 x 620-1270	T5N -RCA2970GC	2,678

Surface 5. Smooth edge N. Specify matching (N) or contrasting (K, S, W) edge. Specify accent color (K, S, W).

W x D x H (in)	W x D x H (mm)	Code	(\$)
46 x 23 x 24½-50	1150 x 585 x 620-1270	T5K -RCA2346GC	2,808
52 x 23 x 24½-50	1300 x 585 x 620-1270	T5K -RCA2352GC	2,823
58 x 23 x 24½-50	1450 x 585 x 620-1270	T5K -RCA2358GC	2,844
64 x 23 x 24½-50	1600 x 585 x 620-1270	T5K -RCA2364GC	2,863
70 x 23 x 24½-50	1750 x 585 x 620-1270	T5K -RCA2370GC	2,879
46 x 29 x 24½-50	1150 x 725 x 620-1270	T5K -RCA2946GC	2,858
52 x 29 x 24½-50	1300 x 725 x 620-1270	T5K -RCA2952GC	2,879
58 x 29 x 24½-50	1450 x 725 x 620-1270	T5K -RCA2958GC	2,900
64 x 29 x 24½-50	1600 x 725 x 620-1270	T5K -RCA2964GC	2,929
70 x 29 x 24½-50	1750 x 725 x 620-1270	T5K -RCA2970GC	2,950

Surface 5. Knife edge K. Specify matching (N) or contrasting (K, S, W) edge. Specify accent color (K, S, W).

Rectangular tables with modesty panel



Surfaces 1" (25 mm) or 1½" (38 mm) thick. Metal C-base. Laminate modesty panel 12" (300 mm) H. 120" L (3048 mm) cable with plug for wall outlet. Recommended functional load capacity: 125 lbs (56 kg).

1" (25 mm) surfaces: Minimum position of 24" (607 mm) and maximum position of 49½" (1257 mm).

W x D x H (in)	W x D x H (mm)	Code	(\$)
46 x 23 x 24-49½	1150 x 585 x 607-1257	T1N -RCAM2346GC	2,792
52 x 23 x 24-49½	1300 x 585 x 607-1257	T1N -RCAM2352GC	2,808
58 x 23 x 24-49½	1450 x 585 x 607-1257	T1N -RCAM2358GC	2,823
64 x 23 x 24-49½	1600 x 585 x 607-1257	T1N -RCAM2364GC	2,828
70 x 23 x 24-49½	1750 x 585 x 607-1257	T1N -RCAM2370GC	2,844
46 x 29 x 24-49½	1150 x 725 x 607-1257	T1N -RCAM2946GC	2,823
52 x 29 x 24-49½	1300 x 725 x 607-1257	T1N -RCAM2952GC	2,835
58 x 29 x 24-49½	1450 x 725 x 607-1257	T1N -RCAM2958GC	2,851
64 x 29 x 24-49½	1600 x 725 x 607-1257	T1N -RCAM2964GC	2,858
70 x 29 x 24-49½	1750 x 725 x 607-1257	T1N -RCAM2970GC	2,871

Surface 1. Smooth edge N. Specify matching (N) or contrasting (K, S, W) edge. Specify accent color (K, S, W).

1½" (38 mm) surfaces: Minimum position of 24½" (620 mm) and maximum position of 50" (1270 mm).

W x D x H (in)	W x D x H (mm)	Code	(\$)
46 x 23 x 24½-50	1150 x 585 x 620-1270	T5N -RCAM2346GC	2,844
52 x 23 x 24½-50	1300 x 585 x 620-1270	T5N -RCAM2352GC	2,858
58 x 23 x 24½-50	1450 x 585 x 620-1270	T5N -RCAM2358GC	2,871
64 x 23 x 24½-50	1600 x 585 x 620-1270	T5N -RCAM2364GC	2,894
70 x 23 x 24½-50	1750 x 585 x 620-1270	T5N -RCAM2370GC	2,908
46 x 29 x 24½-50	1150 x 725 x 620-1270	T5N -RCAM2946GC	2,871
52 x 29 x 24½-50	1300 x 725 x 620-1270	T5N -RCAM2952GC	2,894

Rectangular tables with modesty panel (cont'd)

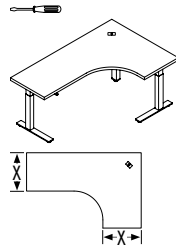
W x D x H (in)	W x D x H (mm)	Code	(\$)
58 x 29 x 24½-50	1450 x 725 x 620-1270	T5N -RCAM2958GC	2,914
64 x 29 x 24½-50	1600 x 725 x 620-1270	T5N -RCAM2964GC	2,929
70 x 29 x 24½-50	1750 x 725 x 620-1270	T5N -RCAM2970GC	2,950

Surface 5. Smooth edge N. Specify matching (N) or contrasting (K, S, W) edge. Specify accent color (K, S, W).

W x D x H (in)	W x D x H (mm)	Code	(\$)
46 x 23 x 24½-50	1150 x 585 x 620-1270	T5K -RCAM2346GC	3,080
52 x 23 x 24½-50	1300 x 585 x 620-1270	T5K -RCAM2352GC	3,094
58 x 23 x 24½-50	1450 x 585 x 620-1270	T5K -RCAM2358GC	3,116
64 x 23 x 24½-50	1600 x 585 x 620-1270	T5K -RCAM2364GC	3,137
70 x 23 x 24½-50	1750 x 585 x 620-1270	T5K -RCAM2370GC	3,152
46 x 29 x 24½-50	1150 x 725 x 620-1270	T5K -RCAM2946GC	3,123
52 x 29 x 24½-50	1300 x 725 x 620-1270	T5K -RCAM2952GC	3,152
58 x 29 x 24½-50	1450 x 725 x 620-1270	T5K -RCAM2958GC	3,173
64 x 29 x 24½-50	1600 x 725 x 620-1270	T5K -RCAM2964GC	3,201
70 x 29 x 24½-50	1750 x 725 x 620-1270	T5K -RCAM2970GC	3,225

Surface 5. Knife edge K. Specify matching (N) or contrasting (K, S, W) edge. Specify accent color (K, S, W).

Left extended corner tables – 23" D



Surfaces 1" (25 mm) or 1½" (38 mm) thick. 1 rectangular grommet. Metal triple C-base. 120" L (3048 mm) cable with plug for wall outlet.

1" (25 mm) surfaces: Minimum position of 24" (607 mm) and maximum position of 49½" (1257 mm).

W x D x H (in)	X (in)	W x D x H (mm)	X (mm)	Code	(\$)
58 x 40 x 24-49½	23	1450 x 1000 x 607-1257	585	T1N -CMA584023GC	3,593
64 x 40 x 24-49½	23	1600 x 1000 x 607-1257	585	T1N -CMA644023GC	3,602
70 x 40 x 24-49½	23	1750 x 1000 x 607-1257	585	T1N -CMA704023GC	3,616
76 x 40 x 24-49½	23	1900 x 1000 x 607-1257	585	T1N -CMA764023GC	3,623
82 x 40 x 24-49½	23	2050 x 1000 x 607-1257	585	T1N -CMA824023GC	3,638
58 x 46 x 24-49½	23	1450 x 1150 x 607-1257	585	T1N -CMA584623GC	3,602
64 x 46 x 24-49½	23	1600 x 1150 x 607-1257	585	T1N -CMA644623GC	3,616
70 x 46 x 24-49½	23	1750 x 1150 x 607-1257	585	T1N -CMA704623GC	3,623
76 x 46 x 24-49½	23	1900 x 1150 x 607-1257	585	T1N -CMA764623GC	3,638
82 x 46 x 24-49½	23	2050 x 1150 x 607-1257	585	T1N -CMA824623GC	3,644
58 x 52 x 24-49½	23	1450 x 1300 x 607-1257	585	T1N -CMA585223GC	3,616
64 x 52 x 24-49½	23	1600 x 1300 x 607-1257	585	T1N -CMA645223GC	3,623
70 x 52 x 24-49½	23	1750 x 1300 x 607-1257	585	T1N -CMA705223GC	3,638
76 x 52 x 24-49½	23	1900 x 1300 x 607-1257	585	T1N -CMA765223GC	3,644
82 x 52 x 24-49½	23	2050 x 1300 x 607-1257	585	T1N -CMA825223GC	3,660
58 x 58 x 24-49½	23	1450 x 1450 x 607-1257	585	T1N -CMA585823GC	3,623
64 x 58 x 24-49½	23	1600 x 1450 x 607-1257	585	T1N -CMA645823GC	3,638
70 x 58 x 24-49½	23	1750 x 1450 x 607-1257	585	T1N -CMA705823GC	3,644
76 x 58 x 24-49½	23	1900 x 1450 x 607-1257	585	T1N -CMA765823GC	3,660
82 x 58 x 24-49½	23	2050 x 1450 x 607-1257	585	T1N -CMA825823GC	3,666

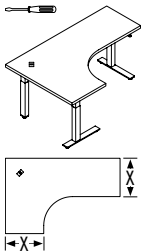
Surface 1. Smooth edge N. Specify matching (N) or contrasting (K, S, W) edge. Specify accent color (K, S, W).

1½" (38 mm) surfaces: Minimum position of 24½" (620 mm) and maximum position of 50" (1270 mm).

W x D x H (in)	X (in)	W x D x H (mm)	X (mm)	Code	(\$)
58 x 40 x 24½-50	23	1450 x 1000 x 620-1270	585	T5N -CMA584023GC	3,666
64 x 40 x 24½-50	23	1600 x 1000 x 620-1270	585	T5N -CMA644023GC	3,682
70 x 40 x 24½-50	23	1750 x 1000 x 620-1270	585	T5N -CMA704023GC	3,703
76 x 40 x 24½-50	23	1900 x 1000 x 620-1270	585	T5N -CMA764023GC	3,717
82 x 40 x 24½-50	23	2050 x 1000 x 620-1270	585	T5N -CMA824023GC	3,732
58 x 46 x 24½-50	23	1450 x 1150 x 620-1270	585	T5N -CMA584623GC	3,682
64 x 46 x 24½-50	23	1600 x 1150 x 620-1270	585	T5N -CMA644623GC	3,703
70 x 46 x 24½-50	23	1750 x 1150 x 620-1270	585	T5N -CMA704623GC	3,717
76 x 46 x 24½-50	23	1900 x 1150 x 620-1270	585	T5N -CMA764623GC	3,732
82 x 46 x 24½-50	23	2050 x 1150 x 620-1270	585	T5N -CMA824623GC	3,745
58 x 52 x 24½-50	23	1450 x 1300 x 620-1270	585	T5N -CMA585223GC	3,703
64 x 52 x 24½-50	23	1600 x 1300 x 620-1270	585	T5N -CMA645223GC	3,717
70 x 52 x 24½-50	23	1750 x 1300 x 620-1270	585	T5N -CMA705223GC	3,732
76 x 52 x 24½-50	23	1900 x 1300 x 620-1270	585	T5N -CMA765223GC	3,745
82 x 52 x 24½-50	23	2050 x 1300 x 620-1270	585	T5N -CMA825223GC	3,761
58 x 58 x 24½-50	23	1450 x 1450 x 620-1270	585	T5N -CMA585823GC	3,717
64 x 58 x 24½-50	23	1600 x 1450 x 620-1270	585	T5N -CMA645823GC	3,732
70 x 58 x 24½-50	23	1750 x 1450 x 620-1270	585	T5N -CMA705823GC	3,745
76 x 58 x 24½-50	23	1900 x 1450 x 620-1270	585	T5N -CMA765823GC	3,761
82 x 58 x 24½-50	23	2050 x 1450 x 620-1270	585	T5N -CMA825823GC	3,780


Surface 5. Smooth edge N. Specify matching (N) or contrasting (K, S, W) edge. Specify accent color (K, S, W).

Right extended corner tables – 23" D



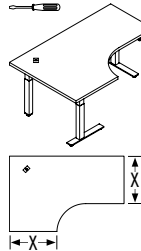
W x D x H (in)	X (in)	W x D x H (mm)	X (mm)	Code	(\$)
<i>Surfaces 1" (25 mm) or 1/2" (38 mm) thick. 1 rectangular grommet. Metal triple C-base. 120" L (3048 mm) cable with plug for wall outlet.</i>					
<i>1" (25 mm) surfaces: Minimum position of 24" (607 mm) and maximum position of 49 1/2" (1257 mm).</i>					
58 x 40 x 24-49 1/2	23	1450 x 1000 x 607-1257	585	T1N -CMA405823GC	3,593
64 x 40 x 24-49 1/2	23	1600 x 1000 x 607-1257	585	T1N -CMA406423GC	3,602
70 x 40 x 24-49 1/2	23	1750 x 1000 x 607-1257	585	T1N -CMA407023GC	3,616
76 x 40 x 24-49 1/2	23	1900 x 1000 x 607-1257	585	T1N -CMA407623GC	3,623
82 x 40 x 24-49 1/2	23	2050 x 1000 x 607-1257	585	T1N -CMA408223GC	3,638
58 x 46 x 24-49 1/2	23	1450 x 1150 x 607-1257	585	T1N -CMA465823GC	3,602
64 x 46 x 24-49 1/2	23	1600 x 1150 x 607-1257	585	T1N -CMA466423GC	3,616
70 x 46 x 24-49 1/2	23	1750 x 1150 x 607-1257	585	T1N -CMA467023GC	3,623
76 x 46 x 24-49 1/2	23	1900 x 1150 x 607-1257	585	T1N -CMA467623GC	3,638
82 x 46 x 24-49 1/2	23	2050 x 1150 x 607-1257	585	T1N -CMA468223GC	3,644
58 x 52 x 24-49 1/2	23	1450 x 1300 x 607-1257	585	T1N -CMA525823GC	3,616
64 x 52 x 24-49 1/2	23	1600 x 1300 x 607-1257	585	T1N -CMA526423GC	3,623
70 x 52 x 24-49 1/2	23	1750 x 1300 x 607-1257	585	T1N -CMA527023GC	3,638
76 x 52 x 24-49 1/2	23	1900 x 1300 x 607-1257	585	T1N -CMA527623GC	3,644
82 x 52 x 24-49 1/2	23	2050 x 1300 x 607-1257	585	T1N -CMA528223GC	3,660
58 x 58 x 24-49 1/2	23	1450 x 1450 x 607-1257	585	T1N -CMA585823GC	3,623
64 x 58 x 24-49 1/2	23	1600 x 1450 x 607-1257	585	T1N -CMA586423GC	3,638
70 x 58 x 24-49 1/2	23	1750 x 1450 x 607-1257	585	T1N -CMA587023GC	3,644
76 x 58 x 24-49 1/2	23	1900 x 1450 x 607-1257	585	T1N -CMA587623GC	3,660
82 x 58 x 24-49 1/2	23	2050 x 1450 x 607-1257	585	T1N -CMA588223GC	3,666
Surface 1. Smooth edge N. Specify matching (N) or contrasting (K, S, W) edge. Specify accent color (K, S, W).					
<i>1 1/2" (38 mm) surfaces: Minimum position of 24 1/2" (620 mm) and maximum position of 50" (1270 mm).</i>					
58 x 40 x 24 1/2-50	23	1450 x 1000 x 620-1270	585	T5N -CMA405823GC	3,666
64 x 40 x 24 1/2-50	23	1600 x 1000 x 620-1270	585	T5N -CMA406423GC	3,682
70 x 40 x 24 1/2-50	23	1750 x 1000 x 620-1270	585	T5N -CMA407023GC	3,703
76 x 40 x 24 1/2-50	23	1900 x 1000 x 620-1270	585	T5N -CMA407623GC	3,717
82 x 40 x 24 1/2-50	23	2050 x 1000 x 620-1270	585	T5N -CMA408223GC	3,732
58 x 46 x 24 1/2-50	23	1450 x 1150 x 620-1270	585	T5N -CMA465823GC	3,682
64 x 46 x 24 1/2-50	23	1600 x 1150 x 620-1270	585	T5N -CMA466423GC	3,703
70 x 46 x 24 1/2-50	23	1750 x 1150 x 620-1270	585	T5N -CMA467023GC	3,717
76 x 46 x 24 1/2-50	23	1900 x 1150 x 620-1270	585	T5N -CMA467623GC	3,732
82 x 46 x 24 1/2-50	23	2050 x 1150 x 620-1270	585	T5N -CMA468223GC	3,745
58 x 52 x 24 1/2-50	23	1450 x 1300 x 620-1270	585	T5N -CMA525823GC	3,703
64 x 52 x 24 1/2-50	23	1600 x 1300 x 620-1270	585	T5N -CMA526423GC	3,717
70 x 52 x 24 1/2-50	23	1750 x 1300 x 620-1270	585	T5N -CMA527023GC	3,732
76 x 52 x 24 1/2-50	23	1900 x 1300 x 620-1270	585	T5N -CMA527623GC	3,745
82 x 52 x 24 1/2-50	23	2050 x 1300 x 620-1270	585	T5N -CMA528223GC	3,761
58 x 58 x 24 1/2-50	23	1450 x 1450 x 620-1270	585	T5N -CMA585823GC	3,717
64 x 58 x 24 1/2-50	23	1600 x 1450 x 620-1270	585	T5N -CMA586423GC	3,732
70 x 58 x 24 1/2-50	23	1750 x 1450 x 620-1270	585	T5N -CMA587023GC	3,745
76 x 58 x 24 1/2-50	23	1900 x 1450 x 620-1270	585	T5N -CMA587623GC	3,761
82 x 58 x 24 1/2-50	23	2050 x 1450 x 620-1270	585	T5N -CMA588223GC	3,780
Surface 5. Smooth edge N. Specify matching (N) or contrasting (K, S, W) edge. Specify accent color (K, S, W).					

Left extended corner tables – 29" D (cont'd)



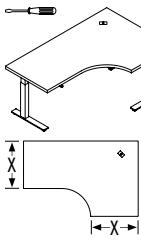
W x D x H (in)	X (in)	W x D x H (mm)	X (mm)	Code	(\$)
<i>Surfaces 1" (25 mm) or 1/2" (38 mm) thick. 1 rectangular grommet. Metal triple C-base. 120" L (3048 mm) cable with plug for wall outlet.</i>					
<i>1" (25 mm) surfaces: Minimum position of 24" (607 mm) and maximum position of 49 1/2" (1257 mm).</i>					
58 x 58 x 24-49 1/2	29	1450 x 1450 x 607-1257	725	T1N -CMA585829GC	3,652
64 x 58 x 24-49 1/2	29	1600 x 1450 x 607-1257	725	T1N -CMA645829GC	3,660
70 x 58 x 24-49 1/2	29	1750 x 1450 x 607-1257	725	T1N -CMA705829GC	3,673
76 x 58 x 24-49 1/2	29	1900 x 1450 x 607-1257	725	T1N -CMA765829GC	3,688
82 x 58 x 24-49 1/2	29	2050 x 1450 x 607-1257	725	T1N -CMA825829GC	3,703
Surface 1. Smooth edge N. Specify matching (N) or contrasting (K, S, W) edge. Specify accent color (K, S, W).					
<i>1 1/2" (38 mm) surfaces: Minimum position of 24 1/2" (620 mm) and maximum position of 50" (1270 mm).</i>					
58 x 40 x 24 1/2-50	29	1450 x 1000 x 620-1270	725	T5N -CMA584029GC	3,694
64 x 40 x 24 1/2-50	29	1600 x 1000 x 620-1270	725	T5N -CMA644029GC	3,711
70 x 40 x 24 1/2-50	29	1750 x 1000 x 620-1270	725	T5N -CMA704029GC	3,732
76 x 40 x 24 1/2-50	29	1900 x 1000 x 620-1270	725	T5N -CMA764029GC	3,751
82 x 40 x 24 1/2-50	29	2050 x 1000 x 620-1270	725	T5N -CMA824029GC	3,773
58 x 46 x 24 1/2-50	29	1450 x 1150 x 620-1270	725	T5N -CMA584629GC	3,711
64 x 46 x 24 1/2-50	29	1600 x 1150 x 620-1270	725	T5N -CMA644629GC	3,732
70 x 46 x 24 1/2-50	29	1750 x 1150 x 620-1270	725	T5N -CMA704629GC	3,751
76 x 46 x 24 1/2-50	29	1900 x 1150 x 620-1270	725	T5N -CMA764629GC	3,773
82 x 46 x 24 1/2-50	29	2050 x 1150 x 620-1270	725	T5N -CMA824629GC	3,788
58 x 52 x 24 1/2-50	29	1450 x 1300 x 620-1270	725	T5N -CMA585229GC	3,732
64 x 52 x 24 1/2-50	29	1600 x 1300 x 620-1270	725	T5N -CMA645229GC	3,751
70 x 52 x 24 1/2-50	29	1750 x 1300 x 620-1270	725	T5N -CMA705229GC	3,773
76 x 52 x 24 1/2-50	29	1900 x 1300 x 620-1270	725	T5N -CMA765229GC	3,788
82 x 52 x 24 1/2-50	29	2050 x 1300 x 620-1270	725	T5N -CMA825229GC	3,811
58 x 58 x 24 1/2-50	29	1450 x 1450 x 620-1270	725	T5N -CMA585829GC	3,751
64 x 58 x 24 1/2-50	29	1600 x 1450 x 620-1270	725	T5N -CMA645829GC	3,773
70 x 58 x 24 1/2-50	29	1750 x 1450 x 620-1270	725	T5N -CMA705829GC	3,788
76 x 58 x 24 1/2-50	29	1900 x 1450 x 620-1270	725	T5N -CMA765829GC	3,811
82 x 58 x 24 1/2-50	29	2050 x 1450 x 620-1270	725	T5N -CMA825829GC	3,829
Surface 5. Smooth edge N. Specify matching (N) or contrasting (K, S, W) edge. Specify accent color (K, S, W).					

Right extended corner tables – 29" D



W x D x H (in)	X (in)	W x D x H (mm)	X (mm)	Code	(\$)
<i>Surfaces 1" (25 mm) or 1/2" (38 mm) thick. 1 rectangular grommet. Metal triple C-base. 120" L (3048 mm) cable with plug for wall outlet.</i>					
<i>1" (25 mm) surfaces: Minimum position of 24" (607 mm) and maximum position of 49 1/2" (1257 mm).</i>					
58 x 40 x 24-49 1/2	29	1450 x 1000 x 607-1257	725	T1N -CMA405829GC	3,611
64 x 40 x 24-49 1/2	29	1600 x 1000 x 607-1257	725	T1N -CMA406429GC	3,623
70 x 40 x 24-49 1/2	29	1750 x 1000 x 607-1257	725	T1N -CMA407029GC	3,638
76 x 40 x 24-49 1/2	29	1900 x 1000 x 607-1257	725	T1N -CMA407629GC	3,652
82 x 40 x 24-49 1/2	29	2050 x 1000 x 607-1257	725	T1N -CMA408229GC	3,660
58 x 46 x 24-49 1/2	29	1450 x 1150 x 607-1257	725	T1N -CMA465829GC	3,623
64 x 46 x 24-49 1/2	29	1600 x 1150 x 607-1257	725	T1N -CMA466429GC	3,638
70 x 46 x 24-49 1/2	29	1750 x 1150 x 607-1257	725	T1N -CMA467029GC	3,652
76 x 46 x 24-49 1/2	29	1900 x 1150 x 607-1257	725	T1N -CMA467629GC	3,660
82 x 46 x 24-49 1/2	29	2050 x 1150 x 607-1257	725	T1N -CMA468229GC	3,673
58 x 52 x 24-49 1/2	29	1450 x 1300 x 607-1257	725	T1N -CMA525829GC	3,638
64 x 52 x 24-49 1/2	29	1600 x 1300 x 607-1257	725	T1N -CMA526429GC	3,652
70 x 52 x 24-49 1/2	29	1750 x 1300 x 607-1257	725	T1N -CMA527029GC	3,660
76 x 52 x 24-49 1/2	29	1900 x 1300 x 607-1257	725	T1N -CMA527629GC	3,673
82 x 52 x 24-49 1/2	29	2050 x 1300 x 607-1257	725	T1N -CMA528229GC	3,688
58 x 58 x 24-49 1/2	29	1450 x 1450 x 607-1257	725	T1N -CMA585829GC	3,652
64 x 58 x 24-49 1/2	29	1600 x 1450 x 607-1257	725	T1N -CMA586429GC	3,660
70 x 58 x 24-49 1/2	29	1750 x 1450 x 607-1257	725	T1N -CMA587029GC	3,673
76 x 58 x 24-49 1/2	29	1900 x 1450 x 607-1257	725	T1N -CMA587629GC	3,688
82 x 58 x 24-49 1/2	29	2050 x 1450 x 607-1257	725	T1N -CMA588229GC	3,703
Surface 1. Smooth edge N. Specify matching (N) or contrasting (K, S, W) edge. Specify accent color (K, S, W).					
<i>1 1/2" (38 mm) surfaces: Minimum position of 24 1/2" (620 mm) and maximum position of 50" (1270 mm).</i>					
58 x 40 x 24 1/2-50	29	1450 x 1000 x 620-1270	725	T5N -CMA405829GC	3,694
64 x 40 x 24 1/2-50	29	1600 x 1000 x 620-1270	725	T5N -CMA406429GC	3,711
70 x 40 x 24 1/2-50	29	1750 x 1000 x 620-1270	725	T5N -CMA407029GC	3,732
76 x 40 x 24 1/2-50	29	1900 x 1000 x 620-1270	725	T5N -CMA407629GC	3,751
82 x 40 x 24 1/2-50	29	2050 x 1000 x 620-1270	725	T5N -CMA408229GC	3,773
58 x 46 x 24 1/2-50	29	1450 x 1150 x 620-1270	725	T5N -CMA465829GC	3,711
64 x 46 x 24 1/2-50	29	1600 x 1150 x 620-1270	725	T5N -CMA466429GC	3,732
70 x 46 x 24 1/2-50	29	1750 x 1150 x 620-1270	725	T5N -CMA467029GC	3,751
76 x 46 x 24 1/2-50	29	1900 x 1150 x 620-1270	725	T5N -CMA467629GC	3,773
82 x 46 x 24 1/2-50	29	2050 x 1150 x 620-1270	725	T5N -CMA468229GC	3,788

Left extended corner tables – 29" D

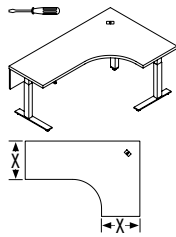


W x D x H (in)	X (in)	W x D x H (mm)	X (mm)	Code	(\$)
<i>Surfaces 1" (25 mm) or 1/2" (38 mm) thick. 1 rectangular grommet. Metal triple C-base. 120" L (3048 mm) cable with plug for wall outlet.</i>					
<i>1" (25 mm) surfaces: Minimum position of 24" (607 mm) and maximum position of 49 1/2" (1257 mm).</i>					
58 x 40 x 24-49 1/2	29	1450 x 1000 x 607-1257	725	T1N -CMA584029GC	3,611
64 x 40 x 24-49 1/2	29	1600 x 1000 x 607-1257	725	T1N -CMA644029GC	3,623
70 x 40 x 24-49 1/2	29	1750 x 1000 x 607-1257	725	T1N -CMA704029GC	3,638
76 x 40 x 24-49 1/2	29	1900 x 1000 x 607-1257	725	T1N -CMA764029GC	3,652
82 x 40 x 24-49 1/2	29	2050 x 1000 x 607-1257	725	T1N -CMA824029GC	3,660
58 x 46 x 24-49 1/2	29	1450 x 1150 x 607-1257	725	T1N -CMA584629GC	3,623
64 x 46 x 24-49 1/2	29	1600 x 1150 x 607-1257	725	T1N -CMA644629GC	3,638
70 x 46 x 24-49 1/2	29	1750 x 1150 x 607-1257	725	T1N -CMA704629GC	3,652
76 x 46 x 24-49 1/2	29	1900 x 1150 x 607-1257	725	T1N -CMA764629GC	3,660
82 x 46 x 24-49 1/2	29	2050 x 1150 x 607-1257	725	T1N -CMA824629GC	3,673
58 x 52 x 24-49 1/2	29	1450 x 1300 x 607-1257	725	T1N -CMA525829GC	3,638
64 x 52 x 24-49 1/2	29	1600 x 1300 x 607-1257	725	T1N -CMA526429GC	3,652
70 x 52 x 24-49 1/2	29	1750 x 1300 x 607-1257	725	T1N -CMA527029GC	3,660
76 x 52 x 24-49 1/2	29	1900 x 1300 x 607-1257	725	T1N -CMA527629GC	3,673
82 x 52 x 24-49 1/2	29	2050 x 1300 x 607-1257	725	T1N -CMA528229GC	3,688

	W x D x H (in)	X (in)	W x D x H (mm)	X (mm)	Code	(\$)
Right extended corner tables – 29" D (cont'd)	58 x 52 x 24 1/2-50	29	1450 x 1300 x 620-1270	725	T5N -CMA525829GC	3,732
	64 x 52 x 24 1/2-50	29	1600 x 1300 x 620-1270	725	T5N -CMA526429GC	3,751
	70 x 52 x 24 1/2-50	29	1750 x 1300 x 620-1270	725	T5N -CMA527029GC	3,773
	76 x 52 x 24 1/2-50	29	1900 x 1300 x 620-1270	725	T5N -CMA527629GC	3,788
	82 x 52 x 24 1/2-50	29	2050 x 1300 x 620-1270	725	T5N -CMA528229GC	3,811
	58 x 58 x 24 1/2-50	29	1450 x 1450 x 620-1270	725	T5N -CMA585829GC	3,751
	64 x 58 x 24 1/2-50	29	1600 x 1450 x 620-1270	725	T5N -CMA586429GC	3,773
	70 x 58 x 24 1/2-50	29	1750 x 1450 x 620-1270	725	T5N -CMA587029GC	3,788
	76 x 58 x 24 1/2-50	29	1900 x 1450 x 620-1270	725	T5N -CMA587629GC	3,811
	82 x 58 x 24 1/2-50	29	2050 x 1450 x 620-1270	725	T5N -CMA588229GC	3,829

Surface 5. Smooth edge N. Specify matching (N) or contrasting (K, S, W) edge. Specify accent color (K, S, W).

Left extended corner tables with modesty panel – 23" D



Surfaces 1" (25 mm) or 1 1/2" (38 mm) thick. 1 rectangular grommet. Metal triple C-base. 120" L (3048 mm) cable with plug for wall outlet. Laminate modesty panel 12" (300 mm) H.

1" (25 mm) surfaces: Minimum position of 24" (607 mm) and maximum position of 49 1/2" (1257 mm).

58 x 40 x 24-49 1/2	23	1450 x 1000 x 607-1257	585	T1N	-CMAM584023GC	3,867
64 x 40 x 24-49 1/2	23	1600 x 1000 x 607-1257	585	T1N	-CMAM644023GC	3,873
70 x 40 x 24-49 1/2	23	1750 x 1000 x 607-1257	585	T1N	-CMAM704023GC	3,889
76 x 40 x 24-49 1/2	23	1900 x 1000 x 607-1257	585	T1N	-CMAM764023GC	3,896
82 x 40 x 24-49 1/2	23	2050 x 1000 x 607-1257	585	T1N	-CMAM824023GC	3,909
58 x 46 x 24-49 1/2	23	1450 x 1150 x 607-1257	585	T1N	-CMAM584623GC	3,873
64 x 46 x 24-49 1/2	23	1600 x 1150 x 607-1257	585	T1N	-CMAM644623GC	3,889
70 x 46 x 24-49 1/2	23	1750 x 1150 x 607-1257	585	T1N	-CMAM704623GC	3,896
76 x 46 x 24-49 1/2	23	1900 x 1150 x 607-1257	585	T1N	-CMAM764623GC	3,909
82 x 46 x 24-49 1/2	23	2050 x 1150 x 607-1257	585	T1N	-CMAM824623GC	3,918
58 x 52 x 24-49 1/2	23	1450 x 1300 x 607-1257	585	T1N	-CMAM585223GC	3,889
64 x 52 x 24-49 1/2	23	1600 x 1300 x 607-1257	585	T1N	-CMAM645223GC	3,896
70 x 52 x 24-49 1/2	23	1750 x 1300 x 607-1257	585	T1N	-CMAM705223GC	3,909
76 x 52 x 24-49 1/2	23	1900 x 1300 x 607-1257	585	T1N	-CMAM765223GC	3,918
82 x 52 x 24-49 1/2	23	2050 x 1300 x 607-1257	585	T1N	-CMAM825223GC	3,930
58 x 58 x 24-49 1/2	23	1450 x 1450 x 607-1257	585	T1N	-CMAM585823GC	3,896
64 x 58 x 24-49 1/2	23	1600 x 1450 x 607-1257	585	T1N	-CMAM645823GC	3,909
70 x 58 x 24-49 1/2	23	1750 x 1450 x 607-1257	585	T1N	-CMAM705823GC	3,918
76 x 58 x 24-49 1/2	23	1900 x 1450 x 607-1257	585	T1N	-CMAM765823GC	3,930
82 x 58 x 24-49 1/2	23	2050 x 1450 x 607-1257	585	T1N	-CMAM825823GC	3,938

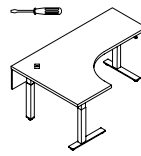
Surface 1. Smooth edge N. Specify matching (N) or contrasting (K, S, W) edge. Specify accent color (K, S, W).

1 1/2" (38 mm) surfaces: Minimum position of 24 1/2" (620 mm) and maximum position of 50" (1270 mm).

58 x 40 x 24 1/2-50	23	1450 x 1000 x 620-1270	585	T5N	-CMAM584023GC	3,938
64 x 40 x 24 1/2-50	23	1600 x 1000 x 620-1270	585	T5N	-CMAM644023GC	3,953
70 x 40 x 24 1/2-50	23	1750 x 1000 x 620-1270	585	T5N	-CMAM704023GC	3,974
76 x 40 x 24 1/2-50	23	1900 x 1000 x 620-1270	585	T5N	-CMAM764023GC	3,989
82 x 40 x 24 1/2-50	23	2050 x 1000 x 620-1270	585	T5N	-CMAM824023GC	4,003
58 x 46 x 24 1/2-50	23	1450 x 1150 x 620-1270	585	T5N	-CMAM584623GC	3,953
64 x 46 x 24 1/2-50	23	1600 x 1150 x 620-1270	585	T5N	-CMAM644623GC	3,974
70 x 46 x 24 1/2-50	23	1750 x 1150 x 620-1270	585	T5N	-CMAM704623GC	3,989
76 x 46 x 24 1/2-50	23	1900 x 1150 x 620-1270	585	T5N	-CMAM764623GC	4,003
82 x 46 x 24 1/2-50	23	2050 x 1150 x 620-1270	585	T5N	-CMAM824623GC	4,018
58 x 52 x 24 1/2-50	23	1450 x 1300 x 620-1270	585	T5N	-CMAM585223GC	3,974
64 x 52 x 24 1/2-50	23	1600 x 1300 x 620-1270	585	T5N	-CMAM645223GC	3,989
70 x 52 x 24 1/2-50	23	1750 x 1300 x 620-1270	585	T5N	-CMAM705223GC	4,003
76 x 52 x 24 1/2-50	23	1900 x 1300 x 620-1270	585	T5N	-CMAM765223GC	4,018
82 x 52 x 24 1/2-50	23	2050 x 1300 x 620-1270	585	T5N	-CMAM825223GC	4,030
58 x 58 x 24 1/2-50	23	1450 x 1450 x 620-1270	585	T5N	-CMAM585823GC	3,989
64 x 58 x 24 1/2-50	23	1600 x 1450 x 620-1270	585	T5N	-CMAM645823GC	4,003
70 x 58 x 24 1/2-50	23	1750 x 1450 x 620-1270	585	T5N	-CMAM705823GC	4,018
76 x 58 x 24 1/2-50	23	1900 x 1450 x 620-1270	585	T5N	-CMAM765823GC	4,030
82 x 58 x 24 1/2-50	23	2050 x 1450 x 620-1270	585	T5N	-CMAM825823GC	4,054

Surface 5. Smooth edge N. Specify matching (N) or contrasting (K, S, W) edge. Specify accent color (K, S, W).

Right extended corner tables with modesty panel – 23" D



Surfaces 1" (25 mm) or 1 1/2" (38 mm) thick. 1 rectangular grommet. Metal triple C-base. 120" L (3048 mm) cable with plug for wall outlet. Laminate modesty panel 12" (300 mm) H.

1" (25 mm) surfaces: Minimum position of 24" (607 mm) and maximum position of 49 1/2" (1257 mm).

58 x 40 x 24-49 1/2	23	1450 x 1000 x 607-1257	585	T1N	-CMAM405823GC	3,867
64 x 40 x 24-49 1/2	23	1600 x 1000 x 607-1257	585	T1N	-CMAM406423GC	3,873
70 x 40 x 24-49 1/2	23	1750 x 1000 x 607-1257	585	T1N	-CMAM407023GC	3,889
76 x 40 x 24-49 1/2	23	1900 x 1000 x 607-1257	585	T1N	-CMAM407623GC	3,896
82 x 40 x 24-49 1/2	23	2050 x 1000 x 607-1257	585	T1N	-CMAM408223GC	3,909
58 x 46 x 24-49 1/2	23	1450 x 1150 x 607-1257	585	T1N	-CMAM465823GC	3,873
64 x 46 x 24-49 1/2	23	1600 x 1150 x 607-1257	585	T1N	-CMAM466423GC	3,889
70 x 46 x 24-49 1/2	23	1750 x 1150 x 607-1257	585	T1N	-CMAM467023GC	3,896
76 x 46 x 24-49 1/2	23	1900 x 1150 x 607-1257	585	T1N	-CMAM467623GC	3,909
82 x 46 x 24-49 1/2	23	2050 x 1150 x 607-1257	585	T1N	-CMAM468223GC	3,918
58 x 52 x 24-49 1/2	23	1450 x 1300 x 607-1257	585	T1N	-CMAM525823GC	3,889
64 x 52 x 24-49 1/2	23	1600 x 1300 x 607-1257	585	T1N	-CMAM526423GC	3,896
70 x 52 x 24-49 1/2	23	1750 x 1300 x 607-1257	585	T1N	-CMAM527023GC	3,909
76 x 52 x 24-49 1/2	23	1900 x 1300 x 607-1257	585	T1N	-CMAM527623GC	3,918
82 x 52 x 24-49 1/2	23	2050 x 1300 x 607-1257	585	T1N	-CMAM528223GC	3,930
58 x 58 x 24-49 1/2	23	1450 x 1450 x 607-1257	585	T1N	-CMAM585823GC	3,896
64 x 58 x 24-49 1/2	23	1600 x 1450 x 607-1257	585	T1N	-CMAM586423GC	3,909
70 x 58 x 24-49 1/2	23	1750 x 1450 x 607-1257	585	T1N	-CMAM587023GC	3,918
76 x 58 x 24-49 1/2	23	1900 x 1450 x 607-1257	585	T1N	-CMAM587623GC	3,930
82 x 58 x 24-49 1/2	23	2050 x 1450 x 607-1257	585	T1N	-CMAM588223GC	3,938

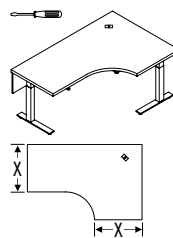
Surface 1. Smooth edge N. Specify matching (N) or contrasting (K, S, W) edge. Specify accent color (K, S, W).

1 1/2" (38 mm) surfaces: Minimum position of 24 1/2" (620 mm) and maximum position of 50" (1270 mm).

58 x 40 x 24 1/2-50	23	1450 x 1000 x 620-1270	585	T5N	-CMAM405823GC	3,938
64 x 40 x 24 1/2-50	23	1600 x 1000 x 620-1270	585	T5N	-CMAM406423GC	3,953
70 x 40 x 24 1/2-50	23	1750 x 1000 x 620-1270	585	T5N	-CMAM407023GC	3,974
76 x 40 x 24 1/2-50	23	1900 x 1000 x 620-1270	585	T5N	-CMAM407623GC	3,989
82 x 40 x 24 1/2-50	23	2050 x 1000 x 620-1270	585	T5N	-CMAM408223GC	4,003
58 x 46 x 24 1/2-50	23	1450 x 1150 x 620-1270	585	T5N	-CMAM465823GC	3,953
64 x 46 x 24 1/2-50	23	1600 x 1150 x 620-1270	585	T5N	-CMAM466423GC	3,974
70 x 46 x 24 1/2-50	23	1750 x 1150 x 620-1270	585	T5N	-CMAM467023GC	3,989
76 x 46 x 24 1/2-50	23	1900 x 1150 x 620-1270	585	T5N	-CMAM467623GC	4,003
82 x 46 x 24 1/2-50	23	2050 x 1150 x 620-1270	585	T5N	-CMAM468223GC	4,018
58 x 52 x 24 1/2-50	23	1450 x 1300 x 620-1270	585	T5N	-CMAM525823GC	3,974
64 x 52 x 24 1/2-50	23	1600 x 1300 x 620-1270	585	T5N	-CMAM526423GC	3,989
70 x 52 x 24 1/2-50	23	1750 x 1300 x 620-1270	585	T5N	-CMAM527023GC	4,003
76 x 52 x 24 1/2-50	23	1900 x 1300 x 620-1270	585	T5N	-CMAM527623GC	4,018
82 x 52 x 24 1/2-50	23	2050 x 1300 x 620-1270	585	T5N	-CMAM528223GC	4,030
58 x 58 x 24 1/2-50	23	1450 x 1450 x 620-1270	585	T5N	-CMAM585823GC	3,989
64 x 58 x 24 1/2-50	23	1600 x 1450 x 620-1270	585	T5N	-CMAM586423GC	4,003
70 x 58 x 24 1/2-50	23	1750 x 1450 x 620-1270	585	T5N	-CMAM587023GC	4,018
76 x 58 x 24 1/2-50	23	1900 x 1450 x 620-1270	585	T5N	-CMAM587623GC	4,030
82 x 58 x 24 1/2-50	23	2050 x 1450 x 620-1270	585	T5N	-CMAM588223GC	4,054

Surface 5. Smooth edge N. Specify matching (N) or contrasting (K, S, W) edge. Specify accent color (K, S, W).

Left extended corner tables with modesty panel – 29" D

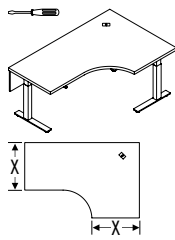


Surfaces 1" (25 mm) or 1 1/2" (38 mm) thick. 1 rectangular grommet. Metal triple C-base. 120" L (3048 mm) cable with plug for wall outlet. Laminate modesty panel 12" (300 mm) H.

1" (25 mm) surfaces: Minimum position of 24" (607 mm) and maximum position of 49 1/2" (1257 mm).

58 x 40 x 24-49 1/2	29	1450 x 1000 x 607-1257	725	T1N	-CMAM584029GC	3,880
64 x 40 x 24-49 1/2	29	1600 x 1000 x 607-1257	725	T1N	-CMAM644029GC	3,896
70 x 40 x 24-49 1/2	29	1750 x 1000 x 607-1257	725	T1N	-CMAM704029GC	3,909
76 x 40 x 24-49 1/2	29	1900 x 1000 x 607-1257	725	T1N	-CMAM764029GC	3,925
82 x 40 x 24-49 1/2	29	2050 x 1000 x 607-1257	725	T1N	-CMAM824029GC	3,930
58 x 46 x 24-49 1/2	29	1450 x 1150 x 607-1257	725	T1N	-CMAM584629GC	3,896
64 x 46 x 24-49 1/2	29	1600 x 1150 x 607-1257	725	T1N	-CMAM644629GC	3,909
70 x 46 x 24-49 1/2	29	1750 x 1150 x 607-1257	725	T1N	-CMAM704629GC	3,925
76 x 46 x 24-49 1/2	29	1900 x 1150 x 607-1257	725	T1N	-CMAM764629GC	3,930
82 x 46 x 24-49 1/2	29	2050 x 1150 x 607-1257	725	T1N	-CMAM824629GC	3,948
58 x 52 x 24-49 1/2	29	1450 x 1300 x 607-1257	725	T1N	-CMAM585229GC	3,909
64 x 52 x 24-49 1/2	29	1600 x 1300 x 607-1257	725	T1N	-CMAM645229GC	3,925
70 x 52 x 24-49 1/2	29	1750 x 1300 x 607-1257	725	T1N	-CMAM705229GC	3,930
76 x 52 x 24-49 1/2	29	1900 x 1300 x 607-1257	725	T1N	-CMAM765229GC	3,948
82 x 52 x 24-49 1/2	29	2050 x 1300 x 607-1257	725	T1N	-CMAM825229GC	3,961

	W x D x H (in)	X (in)	W x D x H (mm)	X (mm)	Code	(\$)
Left extended corner tables with modesty panel – 29" D (cont'd)	58 x 58 x 24-49½	29	1450 x 1450 x 607-1257	725	T1N -CMAM5858296C	3,925
	64 x 58 x 24-49½	29	1600 x 1450 x 607-1257	725	T1N -CMAM6458296C	3,930
	70 x 58 x 24-49½	29	1750 x 1450 x 607-1257	725	T1N -CMAM7058296C	3,948
	76 x 58 x 24-49½	29	1900 x 1450 x 607-1257	725	T1N -CMAM7658296C	3,961
	82 x 58 x 24-49½	29	2050 x 1450 x 607-1257	725	T1N -CMAM8258296C	3,974



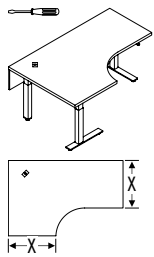
Surface 1. Smooth edge N. Specify matching (N) or contrasting (K, S, W) edge. Specify accent color (K, S, W).

1½" (38 mm) surfaces: Minimum position of 24½" (620 mm) and maximum position of 50" (1270 mm).

58 x 40 x 24½-50	29	1450 x 1000 x 620-1270	725	T5N -CMAM5840296C	3,967
64 x 40 x 24½-50	29	1600 x 1000 x 620-1270	725	T5N -CMAM6440296C	3,981
70 x 40 x 24½-50	29	1750 x 1000 x 620-1270	725	T5N -CMAM7040296C	4,003
76 x 40 x 24½-50	29	1900 x 1000 x 620-1270	725	T5N -CMAM7640296C	4,025
82 x 40 x 24½-50	29	2050 x 1000 x 620-1270	725	T5N -CMAM8240296C	4,046
58 x 46 x 24½-50	29	1450 x 1150 x 620-1270	725	T5N -CMAM5846296C	3,981
64 x 46 x 24½-50	29	1600 x 1150 x 620-1270	725	T5N -CMAM6446296C	4,003
70 x 46 x 24½-50	29	1750 x 1150 x 620-1270	725	T5N -CMAM7046296C	4,025
76 x 46 x 24½-50	29	1900 x 1150 x 620-1270	725	T5N -CMAM7646296C	4,046
82 x 46 x 24½-50	29	2050 x 1150 x 620-1270	725	T5N -CMAM8246296C	4,060
58 x 52 x 24½-50	29	1450 x 1300 x 620-1270	725	T5N -CMAM5852296C	4,003
64 x 52 x 24½-50	29	1600 x 1300 x 620-1270	725	T5N -CMAM6452296C	4,025
70 x 52 x 24½-50	29	1750 x 1300 x 620-1270	725	T5N -CMAM7052296C	4,046
76 x 52 x 24½-50	29	1900 x 1300 x 620-1270	725	T5N -CMAM7652296C	4,060
82 x 52 x 24½-50	29	2050 x 1300 x 620-1270	725	T5N -CMAM8252296C	4,082
58 x 58 x 24½-50	29	1450 x 1450 x 620-1270	725	T5N -CMAM5858296C	4,025
64 x 58 x 24½-50	29	1600 x 1450 x 620-1270	725	T5N -CMAM6458296C	4,046
70 x 58 x 24½-50	29	1750 x 1450 x 620-1270	725	T5N -CMAM7058296C	4,060
76 x 58 x 24½-50	29	1900 x 1450 x 620-1270	725	T5N -CMAM7658296C	4,082
82 x 58 x 24½-50	29	2050 x 1450 x 620-1270	725	T5N -CMAM8258296C	4,102

Surface 5. Smooth edge N. Specify matching (N) or contrasting (K, S, W) edge. Specify accent color (K, S, W).

Right extended corner tables with modesty panel – 29" D



Surfaces 1" (25 mm) or 1½" (38 mm) thick. 1 rectangular grommet. Metal triple C-base. 120" L (3048 mm) cable with plug for wall outlet. Laminate modesty panel 12" (300 mm) H.

1" (25 mm) surfaces: Minimum position of 24" (607 mm) and maximum position of 49½" (1257 mm).

58 x 40 x 24-49½	29	1450 x 1000 x 607-1257	725	T1N -CMAM4058296C	3,880
64 x 40 x 24-49½	29	1600 x 1000 x 607-1257	725	T1N -CMAM4064296C	3,896
70 x 40 x 24-49½	29	1750 x 1000 x 607-1257	725	T1N -CMAM4070296C	3,909
76 x 40 x 24-49½	29	1900 x 1000 x 607-1257	725	T1N -CMAM4076296C	3,925
82 x 40 x 24-49½	29	2050 x 1000 x 607-1257	725	T1N -CMAM4082296C	3,930
58 x 46 x 24-49½	29	1450 x 1150 x 607-1257	725	T1N -CMAM4658296C	3,896
64 x 46 x 24-49½	29	1600 x 1150 x 607-1257	725	T1N -CMAM4664296C	3,909
70 x 46 x 24-49½	29	1750 x 1150 x 607-1257	725	T1N -CMAM4670296C	3,925
76 x 46 x 24-49½	29	1900 x 1150 x 607-1257	725	T1N -CMAM4676296C	3,930
82 x 46 x 24-49½	29	2050 x 1150 x 607-1257	725	T1N -CMAM4682296C	3,948
58 x 52 x 24-49½	29	1450 x 1300 x 607-1257	725	T1N -CMAM5258296C	3,909
64 x 52 x 24-49½	29	1600 x 1300 x 607-1257	725	T1N -CMAM5264296C	3,925
70 x 52 x 24-49½	29	1750 x 1300 x 607-1257	725	T1N -CMAM5270296C	3,930
76 x 52 x 24-49½	29	1900 x 1300 x 607-1257	725	T1N -CMAM5276296C	3,948
82 x 52 x 24-49½	29	2050 x 1300 x 607-1257	725	T1N -CMAM5282296C	3,961
58 x 58 x 24-49½	29	1450 x 1450 x 607-1257	725	T1N -CMAM5858296C	3,925
64 x 58 x 24-49½	29	1600 x 1450 x 607-1257	725	T1N -CMAM5864296C	3,930
70 x 58 x 24-49½	29	1750 x 1450 x 607-1257	725	T1N -CMAM5870296C	3,948
76 x 58 x 24-49½	29	1900 x 1450 x 607-1257	725	T1N -CMAM5876296C	3,961
82 x 58 x 24-49½	29	2050 x 1450 x 607-1257	725	T1N -CMAM5882296C	3,974

Surface 1. Smooth edge N. Specify matching (N) or contrasting (K, S, W) edge. Specify accent color (K, S, W).

1½" (38 mm) surfaces: Minimum position of 24½" (620 mm) and maximum position of 50" (1270 mm).

58 x 40 x 24½-50	29	1450 x 1000 x 620-1270	725	T5N -CMAM4058296C	3,967
64 x 40 x 24½-50	29	1600 x 1000 x 620-1270	725	T5N -CMAM4064296C	3,981
70 x 40 x 24½-50	29	1750 x 1000 x 620-1270	725	T5N -CMAM4070296C	4,003
76 x 40 x 24½-50	29	1900 x 1000 x 620-1270	725	T5N -CMAM4076296C	4,025
82 x 40 x 24½-50	29	2050 x 1000 x 620-1270	725	T5N -CMAM4082296C	4,046
58 x 46 x 24½-50	29	1450 x 1150 x 620-1270	725	T5N -CMAM4658296C	3,981
64 x 46 x 24½-50	29	1600 x 1150 x 620-1270	725	T5N -CMAM4664296C	4,030
70 x 46 x 24½-50	29	1750 x 1150 x 620-1270	725	T5N -CMAM4670296C	4,039
76 x 46 x 24½-50	29	1900 x 1150 x 620-1270	725	T5N -CMAM4676296C	4,054

	W x D x H (in)	X (in)	W x D x H (mm)	X (mm)	Code	(\$)
Right extended corner tables with modesty panel – 29" D (cont'd)	82 x 46 x 24½-50	29	2050 x 1150 x 620-1270	725	T5N -CMAM4682296C	4,060
	58 x 52 x 24½-50	29	1450 x 1300 x 620-1270	725	T5N -CMAM5258296C	4,003
	64 x 52 x 24½-50	29	1600 x 1300 x 620-1270	725	T5N -CMAM5264296C	4,025
	70 x 52 x 24½-50	29	1750 x 1300 x 620-1270	725	T5N -CMAM5270296C	4,046
	76 x 52 x 24½-50	29	1900 x 1300 x 620-1270	725	T5N -CMAM5276296C	4,060
	82 x 52 x 24½-50	29	2050 x 1300 x 620-1270	725	T5N -CMAM5282296C	4,082
	58 x 58 x 24½-50	29	1450 x 1450 x 620-1270	725	T5N -CMAM5858296C	4,025
	64 x 58 x 24½-50	29	1600 x 1450 x 620-1270	725	T5N -CMAM5864296C	4,046
	70 x 58 x 24½-50	29	1750 x 1450 x 620-1270	725	T5N -CMAM5870296C	4,060
	76 x 58 x 24½-50	29	1900 x 1450 x 620-1270	725	T5N -CMAM5876296C	4,082

Surface 5. Smooth edge N. Specify matching (N) or contrasting (K, S, W) edge. Specify accent color (K, S, W).

ELECTRIC HEIGHT ADJUSTABLE TABLES | QUORUM ESSENTIAL (T-BASE)

Rectangular tables



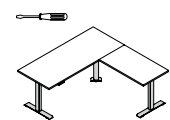
Surface 1" (25 mm) thick. Metal T-Base. Programmable control keypad with a 3 positions memory. 106" L (2692 mm) cable with plug for wall outlet. Recommended functional load capacity: 75 lbs (34 kg).

Minimum position of 28" (712 mm) and maximum position of 47¾" (1212 mm).

46 x 23 x 28-47¾	1150 x 585 x 712-1212	T1NN -RCA23466GT	1,570
58 x 23 x 28-47¾	1450 x 585 x 712-1212	T1NN -RCA23586GT	1,633
70 x 23 x 28-47¾	1750 x 585 x 712-1212	T1NN -RCA23706GT	1,699
46 x 29 x 28-47¾	1150 x 725 x 712-1212	T1NN -RCA29466GT	1,594
58 x 29 x 28-47¾	1450 x 725 x 712-1212	T1NN -RCA29586GT	1,663
70 x 29 x 28-47¾	1750 x 725 x 712-1212	T1NN -RCA29706GT	1,736

Surface 1. Smooth N and matching N edge. Specify accent color (K, S, W).

Rectangular L-shape table with 23" D return surface



Reversible. Surface 1" (25 mm) thick. Metal T-Base. Programmable control keypad with 3 positions memory. 106" L (2692 mm) cable with plug for wall outlet. Recommended functional load capacity: 75 lbs (34 kg).

Minimum position of 28" (712 mm) and maximum position of 47¾" (1212 mm).

70 x 70 x 28-47¾	29	1750 x 1750 x 712-1212	725	T1NN -LLA7070GT	2,710
------------------	----	------------------------	-----	-----------------	-------

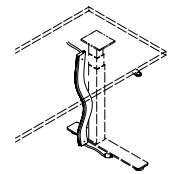
Surface 1. Smooth N and matching N edge. Specify accent color (K, S, W).

W x D x H (in)	W x D x H (mm)	Code	(\$)
----------------	----------------	------	------

ACCESSORIES FOR ELECTRIC HEIGHT ADJUSTABLE TABLES

Fabric vertical wire cover

Allows vertical cable management. Diameter of 2½" (63 mm). With zipper. All United Chair® standard fabrics are applicable.



	Gr1	Gr2	Gr3	Gr4	Gr5	Gr6	Gr8				
2½ x 2½ x 52	63	63	1320	DVV48	107	112	124	130	144	158	172

Specify the fabric code at the end of the product code.

Cable management fasteners

Install beneath work surfaces. Make it possible to pinch cables beneath the work surface for cable management. Grey. Pack of 5.



5½ x 1½ x 1	140 x 40 x 25	LGC-WMC05	124
-------------	---------------	-----------	-----

QUORUM MULTICONFERENCE

Approx. no. of seats W x D x H (in) W x D x H (mm) Code With option: (\$) PC (\$) PC (\$)

TRAINING TABLES – V-BASE

Mobile rectangular tables with flip-top mechanism



Surfaces 1" (25 mm) or 1 1/2" (38 mm) thick. V-base with casters with brakes. Mechanism to make the work surface flip vertically. The tables can be connected to one another by using LGC-UP4 connectors. Can accept a modesty panel and LGC-TH2 hooks. Option of electrical module at the center with non-sequential multiple interconnection system. **Must be ordered separately.** 1 starter kit for interconnection system LGC-DCPS108.

1	48 x 24 x 29	1200 x 600 x 738	T1N	-MRCF2448V	1,962	2,865
2	54 x 24 x 29	1350 x 600 x 738	T1N	-MRCF2454V	1,985	2,895
2	60 x 24 x 29	1500 x 600 x 738	T1N	-MRCF2460V	2,010	2,934
2	66 x 24 x 29	1650 x 600 x 738	T1N	-MRCF2466V	2,034	2,957
2	72 x 24 x 29	1800 x 600 x 738	T1N	-MRCF2472V	2,058	2,980
2	78 x 24 x 29	1950 x 600 x 738	T1N	-MRCF2478V	2,113	3,044
3	84 x 24 x 29	2100 x 600 x 738	T1N	-MRCF2484V	2,168	3,118
1	48 x 30 x 29	1200 x 750 x 738	T1N	-MRCF3048V	1,985	2,887
2	54 x 30 x 29	1350 x 750 x 738	T1N	-MRCF3054V	2,010	2,920
2	60 x 30 x 29	1500 x 750 x 738	T1N	-MRCF3060V	2,034	2,957
2	66 x 30 x 29	1650 x 750 x 738	T1N	-MRCF3066V	2,058	2,980
2	72 x 30 x 29	1800 x 750 x 738	T1N	-MRCF3072V	2,088	3,011
2	78 x 30 x 29	1950 x 750 x 738	T1N	-MRCF3078V	2,146	3,075
3	84 x 30 x 29	2100 x 750 x 738	T1N	-MRCF3084V	2,211	3,161

Surface 1. Smooth edge N. Specify matching (N) or contrasting (K, S, W) edge. Specify accent color (K, S, W). Option of module at the center: add PC at the end of the product code.

1	48 x 24 x 29 1/2	1200 x 600 x 751	T5N	-MRCF2448V	2,010	2,913
2	54 x 24 x 29 1/2	1350 x 600 x 751	T5N	-MRCF2454V	2,034	2,943
2	60 x 24 x 29 1/2	1500 x 600 x 751	T5N	-MRCF2460V	2,065	2,990
2	66 x 24 x 29 1/2	1650 x 600 x 751	T5N	-MRCF2466V	2,097	3,020
2	72 x 24 x 29 1/2	1800 x 600 x 751	T5N	-MRCF2472V	2,121	3,045
2	78 x 24 x 29 1/2	1950 x 600 x 751	T5N	-MRCF2478V	2,192	3,123
3	84 x 24 x 29 1/2	2100 x 600 x 751	T5N	-MRCF2484V	2,257	3,205
1	48 x 30 x 29 1/2	1200 x 750 x 751	T5N	-MRCF3048V	2,042	2,945
2	54 x 30 x 29 1/2	1350 x 750 x 751	T5N	-MRCF3054V	2,074	2,983
2	60 x 30 x 29 1/2	1500 x 750 x 751	T5N	-MRCF3060V	2,108	3,030
2	66 x 30 x 29 1/2	1650 x 750 x 751	T5N	-MRCF3066V	2,146	3,069
2	72 x 30 x 29 1/2	1800 x 750 x 751	T5N	-MRCF3072V	2,179	3,101
2	78 x 30 x 29 1/2	1950 x 750 x 751	T5N	-MRCF3078V	2,241	3,172
3	84 x 30 x 29 1/2	2100 x 750 x 751	T5N	-MRCF3084V	2,314	3,262

Surface 5. Smooth edge N. Specify matching (N) or contrasting (K, S, W) edge. Specify accent color (K, S, W). Option of module at the center: add PC at the end of the product code.

Mobile rectangular tables with radius corners and flip-top mechanism



Surfaces 1" (25 mm) or 1 1/2" (38 mm) thick. V-base with casters with brakes. Mechanism to make the work surface flip vertically. The tables can be connected to one another by using LGC-UP4 connectors. Can accept a modesty panel and LGC-TH2 hooks. Option of electrical module at the center with non-sequential multiple interconnection system. **Must be ordered separately for PC option.** 1 starter kit for interconnection system LGC-DCPS108.

1	48 x 24 x 29	1200 x 600 x 738	T1N	-MRCRF2448V	2,076	2,978
2	54 x 24 x 29	1350 x 600 x 738	T1N	-MRCRF2454V	2,097	3,007
2	60 x 24 x 29	1500 x 600 x 738	T1N	-MRCRF2460V	2,123	3,046
2	66 x 24 x 29	1650 x 600 x 738	T1N	-MRCRF2466V	2,146	3,069
2	72 x 24 x 29	1800 x 600 x 738	T1N	-MRCRF2472V	2,169	3,092
2	78 x 24 x 29	1950 x 600 x 738	T1N	-MRCRF2478V	2,226	3,155
3	84 x 24 x 29	2100 x 600 x 738	T1N	-MRCRF2484V	2,281	3,230
1	48 x 30 x 29	1200 x 750 x 738	T1N	-MRCRF3048V	2,097	2,999
2	54 x 30 x 29	1350 x 750 x 738	T1N	-MRCRF3054V	2,123	3,032
2	60 x 30 x 29	1500 x 750 x 738	T1N	-MRCRF3060V	2,146	3,069
2	66 x 30 x 29	1650 x 750 x 738	T1N	-MRCRF3066V	2,169	3,092
2	72 x 30 x 29	1800 x 750 x 738	T1N	-MRCRF3072V	2,200	3,124

Mobile rectangular tables with radius corners and flip-top mechanism (cont'd)

Approx. no. of seats W x D x H (in) W x D x H (mm) Code With option: (\$) PC (\$) PC (\$)

2	78 x 30 x 29	1950 x 750 x 738	T1N	-MRCRF3078V	2,258	3,187
3	84 x 30 x 29	2100 x 750 x 738	T1N	-MRCRF3084V	2,323	3,273

Surface 1. Smooth edge N. Specify matching (N) or contrasting (K, S, W) edge. Specify accent color (K, S, W). Option of module at the center: add PC at the end of the product code.

1	48 x 24 x 29 1/2	1200 x 600 x 751	T5N	-MRCRF2448V	2,123	3,026
2	54 x 24 x 29 1/2	1350 x 600 x 751	T5N	-MRCRF2454V	2,146	3,054
2	60 x 24 x 29 1/2	1500 x 600 x 751	T5N	-MRCRF2460V	2,181	3,102
2	66 x 24 x 29 1/2	1650 x 600 x 751	T5N	-MRCRF2466V	2,210	3,131
2	72 x 24 x 29 1/2	1800 x 600 x 751	T5N	-MRCRF2472V	2,235	3,156
2	78 x 24 x 29 1/2	1950 x 600 x 751	T5N	-MRCRF2478V	2,305	3,234
3	84 x 24 x 29 1/2	2100 x 600 x 751	T5N	-MRCRF2484V	2,369	3,319
1	48 x 30 x 29 1/2	1200 x 750 x 751	T5N	-MRCRF3048V	2,156	3,057
2	54 x 30 x 29 1/2	1350 x 750 x 751	T5N	-MRCRF3054V	2,186	3,095
2	60 x 30 x 29 1/2	1500 x 750 x 751	T5N	-MRCRF3060V	2,219	3,142
2	66 x 30 x 29 1/2	1650 x 750 x 751	T5N	-MRCRF3066V	2,258	3,180
2	72 x 30 x 29 1/2	1800 x 750 x 751	T5N	-MRCRF3072V	2,291	3,213
2	78 x 30 x 29 1/2	1950 x 750 x 751	T5N	-MRCRF3078V	2,352	3,283
3	84 x 30 x 29 1/2	2100 x 750 x 751	T5N	-MRCRF3084V	2,425	3,375

Surface 5. Smooth edge N. Specify matching (N) or contrasting (K, S, W) edge. Specify accent color (K, S, W). Option of module at the center: add PC at the end of the product code.

Mobile rectangular tables



Surfaces 1" (25 mm) or 1 1/2" (38 mm) thick. V-base with casters with brakes. The tables can be connected to one another by using LGC-UP4 connectors. Can accept a modesty panel and LGC-TH2 hooks. Option of electrical module at the center with non-sequential multiple interconnection system. **Must be ordered separately for PC option.** 1 starter kit for interconnection system LGC-DCPS108.

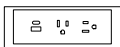
1	48 x 24 x 29	1200 x 600 x 738	T1N	-MRC2448V	1,467	2,369
2	54 x 24 x 29	1350 x 600 x 738	T1N	-MRC2454V	1,492	2,401
2	60 x 24 x 29	1500 x 600 x 738	T1N	-MRC2460V	1,517	2,439
2	66 x 24 x 29	1650 x 600 x 738	T1N	-MRC2466V	1,541	2,463
2	72 x 24 x 29	1800 x 600 x 738	T1N	-MRC2472V	1,562	2,486
2	78 x 24 x 29	1950 x 600 x 738	T1N	-MRC2478V	1,619	2,547
3	84 x 24 x 29	2100 x 600 x 738	T1N	-MRC2484V	1,665	2,616
1	48 x 30 x 29	1200 x 750 x 738	T1N	-MRC3048V	1,492	2,395
2	54 x 30 x 29	1350 x 750 x 738	T1N	-MRC3054V	1,517	2,425
2	60 x 30 x 29	1500 x 750 x 738	T1N	-MRC3060V	1,541	2,463
2	66 x 30 x 29	1650 x 750 x 738	T1N	-MRC3066V	1,572	2,494
2	72 x 30 x 29	1800 x 750 x 738	T1N	-MRC3072V	1,597	2,519
2	78 x 30 x 29	1950 x 750 x 738	T1N	-MRC3078V	1,652	2,580
3	84 x 30 x 29	2100 x 750 x 738	T1N	-MRC3084V	1,708	2,656

Surface 1. Smooth edge N. Specify matching (N) or contrasting (K, S, W) edge. Specify accent color (K, S, W). Option of module at the center: add PC at the end of the product code.

1	48 x 24 x 29 1/2	1200 x 600 x 751	T5N	-MRC2448V	1,517	2,418
2	54 x 24 x 29 1/2	1350 x 600 x 751	T5N	-MRC2454V	1,548	2,456
2	60 x 24 x 29 1/2	1500 x 600 x 751	T5N	-MRC2460V	1,572	2,494
2	66 x 24 x 29 1/2	1650 x 600 x 751	T5N	-MRC2466V	1,603	2,524
2	72 x 24 x 29 1/2	1800 x 600 x 751	T5N	-MRC2472V	1,636	2,559
2	78 x 24 x 29 1/2	1950 x 600 x 751	T5N	-MRC2478V	1,690	2,621
3	84 x 24 x 29 1/2	2100 x 600 x 751	T5N	-MRC2484V	1,757	2,704
1	48 x 30 x 29 1/2	1200 x 750 x 751	T5N	-MRC3048V	1,548	2,449
2	54 x 30 x 29 1/2	1350 x 750 x 751	T5N	-MRC3054V	1,580	2,489
2	60 x 30 x 29 1/2	1500 x 750 x 751	T5N	-MRC3060V	1,619	2,541
2	66 x 30 x 29 1/2	1650 x 750 x 751	T5N	-MRC3066V	1,652	2,573
2	72 x 30 x 29 1/2	1800 x 750 x 751	T5N	-MRC3072V	1,685	2,607
2	78 x 30 x 29 1/2	1950 x 750 x 751	T5N	-MRC3078V	1,747	2,677
3	84 x 30 x 29 1/2	2100 x 750 x 751	T5N	-MRC3084V	1,818	2,768

Surface 5. Smooth edge N. Specify matching (N) or contrasting (K, S, W) edge. Specify accent color (K, S, W). Option of module at the center: add PC at the end of the product code.

TECHNOLOGY INTEGRATION



PC Electrical module

POSITIONING



PC

Approx. no. of seats

W x D x H (in)	W x D x H (mm)	Code	With option: (\$)	PC (\$)
Mobile rectangular tables with radius corners				
<i>Surfaces 1" (25 mm) or 1½" (38 mm) thick. V-base with casters with brakes. The tables can be connected to one another by using LGC-UP4 connectors. Can accept a modesty panel and LGC-TH2 hooks. Option of electrical module at the center with non-sequential multiple interconnection system. Must be ordered separately for PC option: 1 starter kit for interconnection system LGC-DCPS108.</i>				
1	48 x 24 x 29	1200 x 600 x 738	T1N -MRCR2448V	1,579 2,481
2	54 x 24 x 29	1350 x 600 x 738	T1N -MRCR2454V	1,604 2,514
2	60 x 24 x 29	1500 x 600 x 738	T1N -MRCR2460V	1,629 2,550
2	66 x 24 x 29	1650 x 600 x 738	T1N -MRCR2466V	1,653 2,574
2	72 x 24 x 29	1800 x 600 x 738	T1N -MRCR2472V	1,675 2,597
2	78 x 24 x 29	1950 x 600 x 738	T1N -MRCR2478V	1,731 2,658
3	84 x 24 x 29	2100 x 600 x 738	T1N -MRCR2484V	1,779 2,727
1	48 x 30 x 29	1200 x 750 x 738	T1N -MRCR3048V	1,604 2,506
2	54 x 30 x 29	1350 x 750 x 738	T1N -MRCR3054V	1,629 2,538
2	60 x 30 x 29	1500 x 750 x 738	T1N -MRCR3060V	1,653 2,574
2	66 x 30 x 29	1650 x 750 x 738	T1N -MRCR3066V	1,684 2,605
2	72 x 30 x 29	1800 x 750 x 738	T1N -MRCR3072V	1,709 2,630
2	78 x 30 x 29	1950 x 750 x 738	T1N -MRCR3078V	1,763 2,694
3	84 x 30 x 29	2100 x 750 x 738	T1N -MRCR3084V	1,819 2,770
Surface 1. Smooth edge N. Specify matching (N) or contrasting (K, S, W) edge. Specify accent color (K, S, W). Option of module at the center: add PC at the end of the product code.				
1	48 x 24 x 29½	1200 x 600 x 751	T5N -MRCR2448V	1,629 2,531
2	54 x 24 x 29½	1350 x 600 x 751	T5N -MRCR2454V	1,659 2,569
2	60 x 24 x 29½	1500 x 600 x 751	T5N -MRCR2460V	1,684 2,605
2	66 x 24 x 29½	1650 x 600 x 751	T5N -MRCR2466V	1,714 2,640
2	72 x 24 x 29½	1800 x 600 x 751	T5N -MRCR2472V	1,748 2,671
2	78 x 24 x 29½	1950 x 600 x 751	T5N -MRCR2478V	1,803 2,732
3	84 x 24 x 29½	2100 x 600 x 751	T5N -MRCR2484V	1,868 2,816
1	48 x 30 x 29½	1200 x 750 x 751	T5N -MRCR3048V	1,659 2,562
2	54 x 30 x 29½	1350 x 750 x 751	T5N -MRCR3054V	1,692 2,602
2	60 x 30 x 29½	1500 x 750 x 751	T5N -MRCR3060V	1,731 2,652
2	66 x 30 x 29½	1650 x 750 x 751	T5N -MRCR3066V	1,763 2,684
2	72 x 30 x 29½	1800 x 750 x 751	T5N -MRCR3072V	1,797 2,720
2	78 x 30 x 29½	1950 x 750 x 751	T5N -MRCR3078V	1,860 2,789
3	84 x 30 x 29½	2100 x 750 x 751	T5N -MRCR3084V	1,930 2,881
Surface 5. Smooth edge N. Specify matching (N) or contrasting (K, S, W) edge. Specify accent color (K, S, W). Option of module at the center: add PC at the end of the product code.				

Approx. no. of seats

W x D x H (in)	W x D x H (mm)	Code	With option: (\$)	PC (\$)
Fixed rectangular tables				
<i>Surface 1" (25 mm) thick. T-base with levelers. The tables can be connected to one another by using LGC-UP4 connectors. Can accept a modesty panel and LGC-TH2 hooks.</i>				
1	48 x 24 x 29	1200 x 600 x 736	T1N -RC2448T	829
2	54 x 24 x 29	1350 x 600 x 736	T1N -RC2454T	869
2	60 x 24 x 29	1500 x 600 x 736	T1N -RC2460T	910
2	66 x 24 x 29	1650 x 600 x 736	T1N -RC2466T	950
2	72 x 24 x 29	1800 x 600 x 736	T1N -RC2472T	990
1	48 x 30 x 29	1200 x 750 x 736	T1N -RC3048T	849
2	54 x 30 x 29	1350 x 750 x 736	T1N -RC3054T	902
2	60 x 30 x 29	1500 x 750 x 736	T1N -RC3060T	957
2	66 x 30 x 29	1650 x 750 x 736	T1N -RC3066T	1,010
2	72 x 30 x 29	1800 x 750 x 736	T1N -RC3072T	1,064
Surface 1. Smooth edge N. Specify matching (N) or contrasting (K, S, W) edge. Specify accent color (K, S, W).				

Approx. no. of seats

W x D x H (in)	W x D x H (mm)	Code	With option: (\$)	PC (\$)
Starter kit for interconnection system				
<i>Starting cable for use with the non-sequential multiple interconnection system. 108" L (2743 mm) cable with plug for wall outlet. Control housing with system status visual indicator.</i>				
108	2743	LGC-DCPS108		562
Junction cable kit				
<i>Cable(s) for non-sequential junction and self-adhesive fasteners. Install beneath a training table with no electrical/communication module. Allows interconnection of a table with 1 electrical/communication module and a table with no module.</i>				
54	1372	LGC-DCJK48		167
60	1524	LGC-DCJK54		186
66	1676	LGC-DCJK60		207
72	1829	LGC-DCJK66		228
78	1981	LGC-DCJK72		246
84	2134	LGC-DCJK78		268
90	2286	LGC-DCJK84		288

Approx. no. of seats

W x D x H (in)	W x D x H (mm)	Code	With option: (\$)	PC (\$)
TRAINING TABLES – T-BASE				
Mobile rectangular tables with flip-top mechanism				
<i>Surface 1" (25 mm) thick. T-base with casters with brakes. Mechanism to make the work surface flip vertically. The tables can be connected to one another by using LGC-UP4 connectors. Can accept a modesty panel and LGC-TH2 hooks.</i>				
1	48 x 24 x 29	1200 x 600 x 736	T1N -MRCF2448T	1,330
2	54 x 24 x 29	1350 x 600 x 736	T1N -MRCF2454T	1,371
2	60 x 24 x 29	1500 x 600 x 736	T1N -MRCF2460T	1,410
2	66 x 24 x 29	1650 x 600 x 736	T1N -MRCF2466T	1,445
2	72 x 24 x 29	1800 x 600 x 736	T1N -MRCF2472T	1,484

Approx. no. of seats

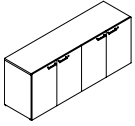

W x D x H (in)	W x D x H (mm)	Code	With option: (\$)	PC (\$)
Mobile rectangular tables with flip-top mechanism (cont'd)				
1	48 x 30 x 29	1200 x 750 x 736	T1N -MRCF3048T	1,357
2	54 x 30 x 29	1350 x 750 x 736	T1N -MRCF3054T	1,404
2	60 x 30 x 29	1500 x 750 x 736	T1N -MRCF3060T	1,451
2	66 x 30 x 29	1650 x 750 x 736	T1N -MRCF3066T	1,504
2	72 x 30 x 29	1800 x 750 x 736	T1N -MRCF3072T	1,551
Surface 1. Smooth edge N. Specify matching (N) or contrasting (K, S, W) edge. Specify accent color (K, S, W).				
Mobile rectangular tables				
<i>Surface 1" (25 mm) thick. T-base with casters with brakes. The tables can be connected to one another by using LGC-UP4 connectors. Can accept a modesty panel and LGC-TH2 hooks.</i>				
1	48 x 24 x 29	1200 x 600 x 736	T1N -MRC2448T	829
2	54 x 24 x 29	1350 x 600 x 736	T1N -MRC2454T	869
2	60 x 24 x 29	1500 x 600 x 736	T1N -MRC2460T	910
2	66 x 24 x 29	1650 x 600 x 736	T1N -MRC2466T	950
2	72 x 24 x 29	1800 x 600 x 736	T1N -MRC2472T	990
1	48 x 30 x 29	1200 x 750 x 736	T1N -MRC3048T	849
2	54 x 30 x 29	1350 x 750 x 736	T1N -MRC3054T	902
2	60 x 30 x 29	1500 x 750 x 736	T1N -MRC3060T	957
2	66 x 30 x 29	1650 x 750 x 736	T1N -MRC3066T	1,010
2	72 x 30 x 29	1800 x 750 x 736	T1N -MRC3072T	1,064
Surface 1. Smooth edge N. Specify matching (N) or contrasting (K, S, W) edge. Specify accent color (K, S, W).				

Approx. no. of seats

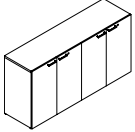
W x D x H (in)	W x D x H (mm)	Code	With option: (\$)	PC (\$)
Fixed rectangular tables				
<i>Surface 1" (25 mm) thick. T-base with levelers. The tables can be connected to one another by using LGC-UP4 connectors. Can accept a modesty panel and LGC-TH2 hooks.</i>				
1	48 x 24 x 29	1200 x 600 x 736	T1N -RC2448T	829
2	54 x 24 x 29	1350 x 600 x 736	T1N -RC2454T	869
2	60 x 24 x 29	1500 x 600 x 736	T1N -RC2460T	910
2	66 x 24 x 29	1650 x 600 x 736	T1N -RC2466T	950
2	72 x 24 x 29	1800 x 600 x 736	T1N -RC2472T	990
1	48 x 30 x 29	1200 x 750 x 736	T1N -RC3048T	849
2	54 x 30 x 29	1350 x 750 x 736	T1N -RC3054T	902
2	60 x 30 x 29	1500 x 750 x 736	T1N -RC3060T	957
2	66 x 30 x 29	1650 x 750 x 736	T1N -RC3066T	1,010
2	72 x 30 x 29	1800 x 750 x 736	T1N -RC3072T	1,064
Surface 1. Smooth edge N. Specify matching (N) or contrasting (K, S, W) edge. Specify accent color (K, S, W).				

W x D x H (in) W x D x H (mm) Code



TRAINING TABLE ACCESSORIES					
Modesty panels for training tables					
<i>Fabric modesty panel, with hinges. Installs beneath a training table. Panel provides a clearance of 3" (75 mm) on each side of the surface. Prices indicated are applicable to all United Chair® fabrics.</i>					
	Gr1	Gr2	Gr3	Gr4	Gr5 Gr6 Gr8
42 x ¾ x 8	1045	x 16 x 200	TNNN -MODF48	441 475 509 530 553 571 594	
48 x ¾ x 8	1195	x 16 x 200	TNNN -MODF54	457 490 525 546 569 591 615	
54 x ¾ x 8	1345	x 16 x 200	TNNN -MODF60	479 514 552 576 599 621 646	
60 x ¾ x 8	1495	x 16 x 200	TNNN -MODF66	493 531 568 592 618 642 667	
66 x ¾ x 8	1645	x 16 x 200	TNNN -MODF72	517 556 593 620 646 670 698	
72 x ¾ x 8	1795	x 16 x 200	TNNN -MODF78	546 589 629 657 685 712 738	
78 x ¾ x 8	1945	x 16 x 200	TNNN -MODF84	586 630 672 703 731 763 791	
Specify accent color (K, S, W). Specify the fabric code at the end of the product code.					
Connectors for training tables					
<i>Black plastic connectors. Are used to connect 2 tables. Pack of 4.</i>					
17½ x 5½ x 5½	140	x 48 x 16	LGC-UP4		99
Hooks for personal belongings					
<i>Metal hooks. Install beneath a work surface. Pack of 2.</i>					
1½ x 1½ x 2	38	x 41 x 51	LGC-TH2		99
Specify accent color (K, S, W).					

		W x D x H (in)	W x D x H (mm)	Code	(\$)
COMPLEMENTARY FURNITURE					
Bookcase credenzas with doors	<i>Doors with soft-close hinges. Locks. 2 adjustable shelves.</i>				
	72 x 20 x 29	1800 x 500 x 736	T1NN -B207229B		1,985
	72 x 20 x 36	1800 x 500 x 914	T1NN -B207236B		2,378
	Specify handle color (K, S, W).				

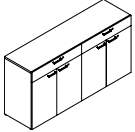
29" H (736 mm)




36" H (914 mm)

Bookcase credenzas with doors and drawers	<i>Utility drawers with soft-close slides. Doors with soft-close hinges. Locks. 2 adjustable shelves.</i>				
	72 x 20 x 29	1800 x 500 x 736	T1NN -207229UB		2,680
	72 x 20 x 36	1800 x 500 x 914	T1NN -207236UB		3,223
	Specify handle color (K, S, W).				

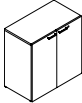
29" H (736 mm)




36" H (914 mm)

Bookcases with doors	<i>Doors with soft-close hinges. Lock. 1 adjustable shelf.</i>				
	36 x 20 x 29	900 x 500 x 736	T1NN -203629B		1,211
	36 x 20 x 36	900 x 500 x 914	T1NN -203636B		1,451
	Specify handle color (K, S, W).				

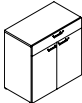
29" H (736 mm)



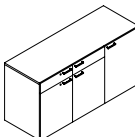
36" H (914 mm)

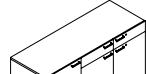
Bookcase credenzas with doors and drawer	<i>Utility drawer with soft-close slides. Doors with soft-close hinges. Locks. 1 adjustable shelf.</i>				
	36 x 20 x 29	900 x 500 x 736	T1NN -203629UB		1,518
	36 x 20 x 36	900 x 500 x 914	T1NN -203636UB		1,818
	Specify handle color (K, S, W).				

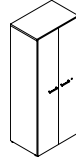
29" H (736 mm)

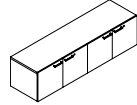




36" H (914 mm)

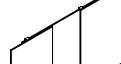
Credenzas with space for refrigerator on right	<i>Space 20³/₄" W x 21⁵/₁₆" D x 32" H (530 x 542 x 812 mm) for a compact refrigerator. Vent at back. Utility drawers. Utensil tray. Door with access to 1 garbage bin and 1 recycling bin. Locks on 1 door and 1 drawer. 1 adjustable shelf.</i>				
	72 x 25 x 36	1800 x 625 x 914	T1NN -257236UBD		3,642
	Specify handle color (K, S, W).				

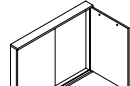
		W x D x H (in)	W x D x H (mm)	Code	(\$)
Credenzas with space for refrigerator on left	<i>Space 20³/₄" W x 21⁵/₁₆" D x 32" H (530 x 542 x 812 mm) for a compact refrigerator. Vent at back. Utility drawers. Utensil tray. Door with access to 1 garbage bin and 1 recycling bin. Locks on 1 door and 1 drawer. 1 adjustable shelf.</i>				
	72 x 25 x 36	1800 x 625 x 914	T1NN -257236DUB		3,642
	Specify handle color (K, S, W).				

Cabinets	<i>Doors with lock. 3 adjustable shelves and 1 full-width fixed shelf. Laminate doors</i>				
	36 x 20 x 73	900 x 500 x 1834	T1NN -203673B		2,038
	Specify handle color (K, S, W).				


Wall-mounted bookcases with doors	<i>Doors with soft-close hinges. Locks. Assembly hardware for wall installation included. Laminate doors</i>				
	72 x 20 x 18	1800 x 500 x 450	T1NN -BM207218B		1,592
	Specify handle color (K, S, W).				

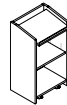
Wall-mounted bookcases with doors	<i>Doors with soft-close hinges. Locks. Handles with silver finish. Assembly hardware for wall installation included.</i>				
	36 x 20 x 18	900 x 500 x 450	T1NN -BM203618B		1,037
	Specify handle color (K, S, W).				

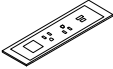




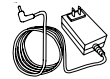



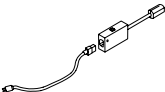

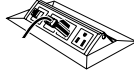

Marker board with sliding doors	<i>Laminate marker board surface for dry-erase marker. Non-magnetic. Accessories tray at bottom of board. Dimension of open board: 117¹/₂" W (2938 mm).</i>				
	60 x 4 x 48	1500 x 105 x 1200	TNNN -VBX4860C		2,401
	Specify handle color (K, S, W).				

Marker board with doors	<i>Laminate marker board surface for dry-erase marker. Non-magnetic. Accessories tray at bottom of board. Interior of doors made of natural cork. 180° hinges. Hooks for flip chart. Dimension of open board: 107¹/₄" W (2725 mm).</i>				
	54 x 5 x 41 ¹ / ₄	1368 x 130 x 1049	T1NN -VBX4054		2,081
	Specify handle color (K, S, W).				

Mobile marker board with storage module	<i>Laminate 2-sided marker board surface for dry-erase marker. Non-magnetic. 1 accessories tray included, metal with silver finish. 4 storage spaces. 2 fixed shelves. Casters with brakes. 1-tone finish only.</i>				
	54 x 25 x 65	1350 x 622 x 1629	TNNNS-MWB5465		2,150

Mobile serving carts	<i>Open storage space: 33" W x 18" D x 3" H (847 x 462 x 84 mm). Doors with soft-close hinges. Lock. 1 adjustable shelf. 4 casters, of which 2 have brakes.</i>				
	36 x 20 x 36	900 x 500 x 914	T1NN -MS203636		2,257
	Specify handle color (K, S, W).				

Lectern	<i>1 shelf at a fixed angle. 1 adjustable shelf. Cable access. 4 casters, of which 2 have brakes. 1-tone finish only.</i>				
	24 x 20 x 42	600 x 510 x 1072	TNNNN-LC242042		1,419

	W x D x H (in)	W x D x H (mm)	Code	(\$)
ELECTRIFICATION				
Electrical communication module	2 electric outlets and an open space, one USB-A outlet and one USB-C outlet. Can accept the connectors shown on this page. 72" L (1829 mm) cable with plug for wall outlet. Field installation. UL and CUL certified.			
	8 ³ / ₁₆ x 2 ⁹ / ₁₆	208 x 59	LGC-PCB2PUSBC	514
	Specify accent color (K, S, W).			
Electrical module	1 electric outlet, one USB-A outlet and one USB-C outlet. 72" L (1829 mm) cable with plug for wall outlet. Field installation. UL and CUL certified.			
	5 ⁷ / ₁₆ x 2 ⁹ / ₁₆	132 x 59	LGC-PCPUSBC	488
	Specify accent color (K, S, W).			
Telephone jack	RJ11 connector, category 3. Modular connector for standard telephone. Must be used with the adapters supplied with the selected accessories, plates or modules. Black. Field installation.			
	9 ¹ / ₁₆ x 5 ⁷ / ₈ x 1 ³ / ₁₆	14 x 16 x 30	LGC-RJ11K	84
Private network jack	RJ45 connector, category 6. For Internet and multiline connection or voice-over-IP telephone systems. Must be used with the adapters supplied with the selected accessories, plates or modules. Black. Field installation.			
	5 ⁷ / ₈ x 5 ⁷ / ₈ x 1 ³ / ₁₆	16 x 16 x 30	LGC-RJ45K	145
HDMI connector	For HD screens that accept HDMI connections. Female/female connection. Must be used with the adapters supplied with the selected accessories, plates or modules. Black or white. Field installation.			
	1 x 1 x 1 ³ / ₁₆	26 x 26 x 21	LGC-HDMI	166
	Specify accent color (K, W).			
USB-A charging connector	USB-A connections for USB-powered devices and for charging mobile electronic devices. Charging power of 2000 mA. 72" L (1829 mm) cable with plug. Must be used with the adapters supplied with the selected accessories, plates or modules. Field installation. Transformer is UL and CUL certified.			
	1 x 1 x 1 ³ / ₁₆	26 x 26 x 21	LGC-USB	205
	Specify accent color (K, S, W).			
USB 3.0 connector	Simultaneous read and write capability. Transfer speed of 5 Gb/s. Cannot be used for charging. 72" L (1829 mm) cable. Must be used with the adapters supplied with the selected accessories, plates or modules. Black or white. Field installation.			
	1 x 1 x 1 ³ / ₁₆	26 x 26 x 21	LGC-USBDATA	136
	Specify accent color (K, W).			
USB-C charging connector	USB-C connection for USB-powered devices and for charging mobile electronic devices. 60W power. Cannot be used for data transfer. 72" L (1829 mm) cable with plug. Must be used with the adapters supplied with the selected accessories, plates or modules. Black or white. Field installation.			
	1 x 1 x 1 ³ / ₁₆	26 x 26 x 21	LGC-USBC60	435
	Specify accent color (K, W).			
Passive USB-C connector	USB-C connection with simultaneous read and write capability. Transfer speed of 480 Mps. 60W power. 40" L (1000 mm) cable. Must be used with the adapters supplied with the selected accessories, plates or modules. Black. Field installation.			
	1 x 1 x 3 ⁷ / ₈	26 x 26 x 21	LGC-USBCK	100
Starter kit for interconnection system	Starting cable for use with the non-sequential multiple interconnection system. Connection for wall outlet. 108" L (2743 mm) cable. Control housing with system status visual indicator. Meets the code requirements of the city of Chicago.			
	108	2743	LGC-DCPS108	562
Channels	1 channel allows cable and wire management. Installs using screws (included) beneath a work surface. Anodized aluminum, silver finish.			
	32 x 3 ⁷ / ₈ x 3 ⁷ / ₈	800 x 92 x 61	TNNS-HWMA32	167
	56 x 3 ⁷ / ₈ x 3 ⁷ / ₈	1400 x 92 x 61	TNNS-HWMA56	194
	92 x 3 ⁷ / ₈ x 3 ⁷ / ₈	2300 x 92 x 61	TNNS-HWMA92	214
Electrical / communication module	Includes two electrical outlets. Can accommodate the couplers listed on this page. 72" (1829 mm) cord included. Silver anodized aluminum. Field installed. UL and CUL certified. Adaptors included.			
	8 ¹ / ₄ x 4 ³ / ₈ x 3	212 x 110 x 75	LGC-PC2P	563
Double-sided electrical / communication module	Includes two electrical outlets on each side. Can accommodate the couplers listed on this page. 72" (1829 mm) cord included. Silver anodized aluminum. Field installed. UL and CUL certified. Adaptors included.			
	8 ¹ / ₄ x 8 x 3	206 x 200 x 75	LGC-DPC4P	998