



LacasseOfficeFurniture.com 201-254-0145

Groupe Lacasse Half Price Sale On Now

Take Half Off the List Prices in this PDF

Call 201-254-0145 Now

Free Layout & Design Service

Quad Series

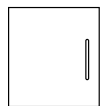




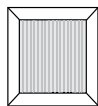
CABINET DOORS

Aluminum doors are offered in a choice of 2 accent colors: Anthracite Grey (A) or Silver (S). High impact resistant electrostatic paint finish.

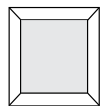
Quad offers 4 door styles for all storage with doors.



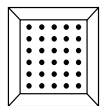
Laminate (N)



Metal with ridged Lexan insert (L)



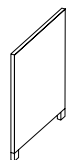
Metal with translucent insert (T)



Metal with perforated metal insert (M)

Leg panels

Leg panels are available in laminate with 2" (50 mm) metal legs (N), in full and recessed options (taking knee space into account).



Full laminate leg panel

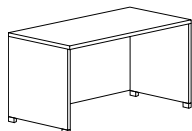


Recessed laminate leg panel

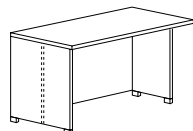
Leg panel options:

- A Two full width leg panels
- B One full width leg panel and one recessed
- C Two recessed leg panels
- D Two full width leg panels, one with wiring access
- E Two full width leg panels with wiring access
- F One full width leg panel and one recessed with wiring access

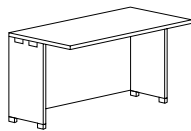
Laminate



A - Two full leg panels



B - One full leg panel and one recessed



C - Two recessed leg panels

STORAGE

Cabinets, hutches and bookcases are available in one-tone finish only.

MATERIALS

- **Thermofused laminate furniture:**
See prices shown in the "All Laminate" column. Surface material must be specified in the code.
- **Furniture with tops in high-pressure laminate, the rest in thermofused laminate:**
See prices shown in the "HPL Surfaces" column. Surface material must be specified in the code.

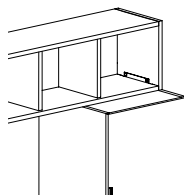
ELECTRIFICATION OF FREESTANDING FURNITURE

Electricom II is fully compatible with Quad collection to enable the electrification of Quad freestanding furniture. Refer to the Electricom II section on page 103.

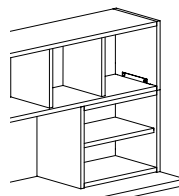
GENERAL SPECIFICATION RULES

- A hutch must be supported at both ends and secured to the slots intended for this purpose.
- Hardware for assembly must be ordered separately.
- It is possible to combine hutch connections, as long as at least one of the following conditions is met:

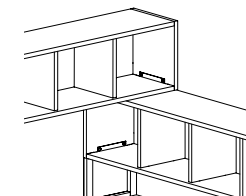
On top of, or side-by-side with, a cabinet



On top of a 24" or larger pigeonhole

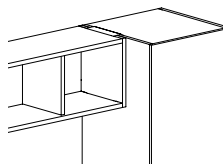


Connection at a 90° angle



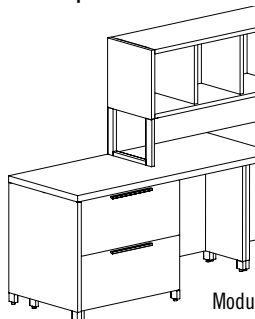
OR

OR

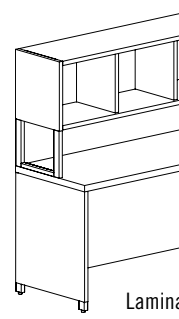


- The other end of the hutch may be connected in any of the ways described in the section on hutch configurations.
- Stacked modules, including connections, must not exceed a total of 81" in height.
- When a hutch support rests on a surface, it is recommended that this surface be supported by a ground fixture. The fixture may be a metal or laminate leg, or a modular pedestal.

Examples:

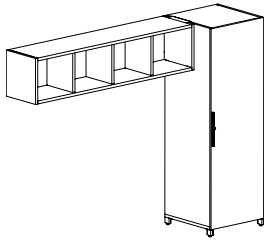


Modular pedestal

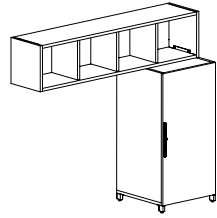


Laminate leg

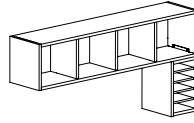
- No connection between a wall-mounted hutch and a freestanding furniture unit is allowed.
- For furniture runs exceeding 32' in length, contact Groupe Lacasse's customer service department.
- All furnishing arrangements must be levelled properly.
- All arrangements must be made using Quad hardware.
- The Quad furnishing system makes possible a wide variety of arrangements and combinations. Should you require assistance or advice, feel free to contact Groupe Lacasse's customer service department.

HUTCH CONFIGURATIONS

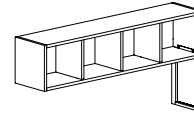
Side-by-side with cabinet



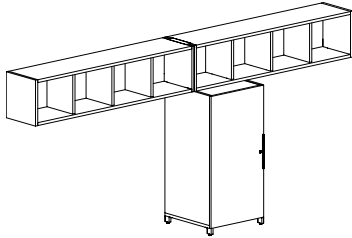
On top of cabinet



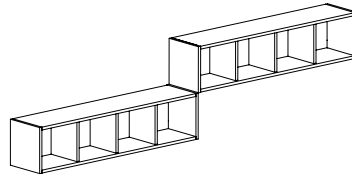
On top of pigeonhole



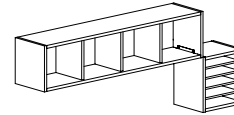
On top of metal support



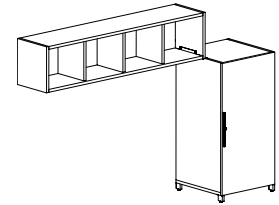
Side-by-side with another hutch



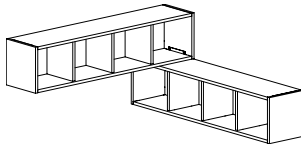
In Z shape over another hutch



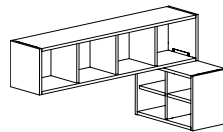
In Z shape over pigeonhole



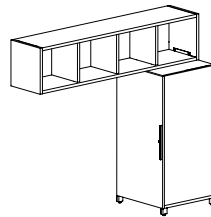
In Z shape over cabinet



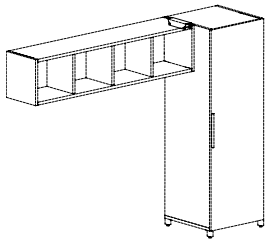
At 90° over another hutch



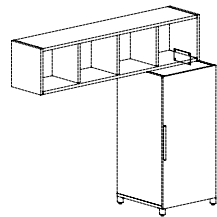
At 90° over pigeonhole



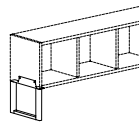
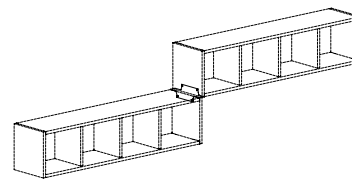
At 90° over cabinet

HARDWARE REQUIRED FOR HUTCH CONFIGURATIONS

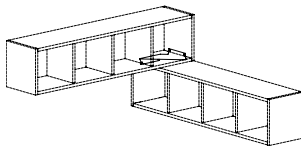
QNN_-HBU



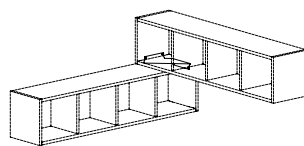
QNN_-HBS

QNN_-HSM4
QNN_-HSM12
QNN_-HSM20

QNN_-HBZ



QNN_-HB90L



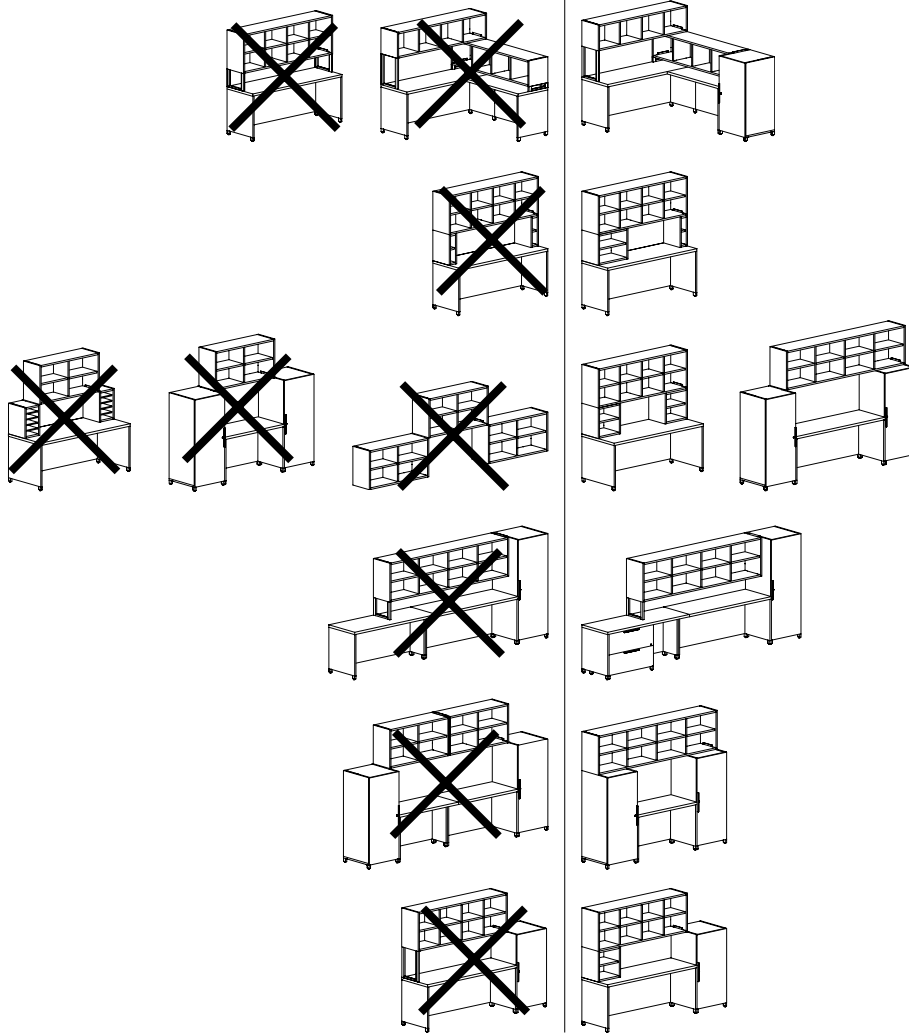
QNN_-HB90R



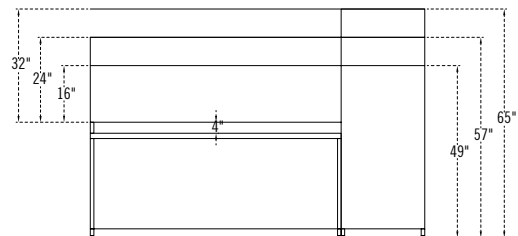
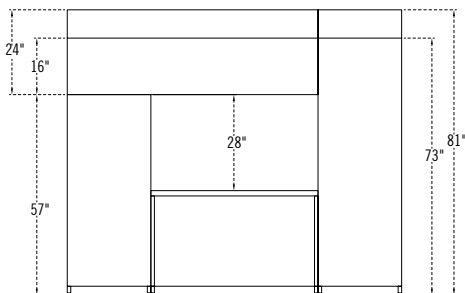
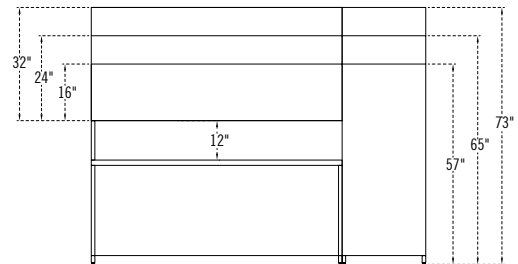
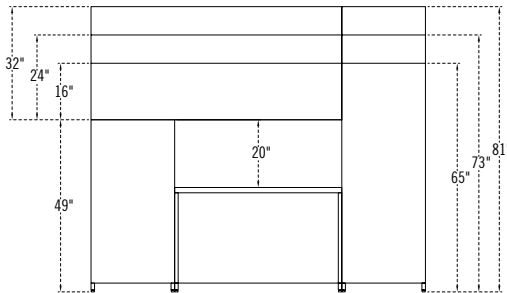
CONFIGURATIONS NOT ALLOWED

NO

YES




HEIGHT DIAGRAMS







EDGEBANDING

Furniture with 1½" (38 mm) thick tops.

N Edge


Smooth, ¼" (1,5 mm) thick edge. The **N** edge is matched with the finish specified for the surface.

HANDLES

Quad
MODESTY PANELS / DOOR INSERTS

T – Translucent

L – Ridged Lexan

M – Perforated Metal
ACCENT COLORS

S – Silver

A – Anthracite Grey
LEGS

Q – Square

L – Frame
CODIFICATION

Series	Options			
	Thickness	Doors / Modesty Panels	Accent color	Legs
Q	5 Thermofused laminate 1½" 6 High-pressure laminate 1½"	L Ridged Lexan M Perforated Metal T Translucent N Laminate	A Anthracite Grey S Silver N No accent color	Q Square legs 3" L Frame leg

	W x D x H (in)	W x D x H (mm)	Code	All Laminate (\$)	HPL Surfaces (\$)
Double pedestal desks 	2 pedestals with lock. 2 box drawers and 3 file drawers with suspension bars. Pencil tray. Full-width wiring access.				
	84 x 36 x 29½	2100 x 900 x 751	Q_N_UF3684FF	3,764	4,279
	72 x 36 x 29½	1800 x 900 x 751	Q_N_UF3672FF	3,572	4,110
	72 x 30 x 29½	1800 x 750 x 751	Q_N_UF3072FF	3,490	4,004
	66 x 30 x 29½	1650 x 750 x 751	Q_N_UF3066FF	3,394	3,894
	60 x 30 x 29½	1500 x 750 x 751	Q_N_UF3060FF	3,310	3,788

Specify the surface type (5, 6). Specify the accent color (A, S).

	W x D x H (in)	W x D x H (mm)	Code	All Laminate (\$)	HPL Surfaces (\$)
Double pedestal desks 	2 pedestals with lock. 2 box drawers and 3 file drawers with suspension bars. Pencil tray. Half-height modesty panel.				
	84 x 36 x 29½	2100 x 900 x 751	Q_N_UFM3684FF	3,845	4,376
	72 x 36 x 29½	1800 x 900 x 751	Q_N_UFM3672FF	3,650	4,206
	72 x 30 x 29½	1800 x 750 x 751	Q_N_UFM3072FF	3,572	4,110
	66 x 30 x 29½	1650 x 750 x 751	Q_N_UFM3066FF	3,481	3,981
	60 x 30 x 29½	1500 x 750 x 751	Q_N_UFM3060FF	3,394	3,877

Specify the surface type (5, 6). Specify the accent color (A, S).

	W x D x H (in)	W x D x H (mm)	Code	All Laminate (\$)	HPL Surfaces (\$)
Left single pedestal desks 	1 pedestal on left with lock. 2 box drawers and 1 file drawer with suspension bar. Pencil tray. Full-width wiring access.				
	72 x 36 x 29½	1800 x 900 x 751	Q_N_UF3672S	2,739	3,166
	72 x 30 x 29½	1800 x 750 x 751	Q_N_UF3072S	2,644	3,070
	66 x 30 x 29½	1650 x 750 x 751	Q_N_UF3066S	2,546	2,949
	60 x 30 x 29½	1500 x 750 x 751	Q_N_UF3060S	2,474	2,846

Specify the surface type (5, 6). Specify the accent color (A, S).

	W x D x H (in)	W x D x H (mm)	Code	All Laminate (\$)	HPL Surfaces (\$)
Right single pedestal desks 	1 pedestal on right with lock. 2 box drawers and 1 file drawer with suspension bar. Pencil tray. Full-width wiring access.				
	72 x 36 x 29½	1800 x 900 x 751	Q_N_S3672UF	2,739	3,166
	72 x 30 x 29½	1800 x 750 x 751	Q_N_S3072UF	2,644	3,070
	66 x 30 x 29½	1650 x 750 x 751	Q_N_S3066UF	2,546	2,949
	60 x 30 x 29½	1500 x 750 x 751	Q_N_S3060UF	2,474	2,846

Specify the surface type (5, 6). Specify the accent color (A, S).

	W x D x H (in)	W x D x H (mm)	Code	All Laminate (\$)	HPL Surfaces (\$)
Left single pedestal desks 	1 pedestal on left with lock. 2 box drawers and 1 file drawer with suspension bar. Pencil tray. Half-height modesty panel.				
	72 x 36 x 29½	1800 x 900 x 751	Q_N_UFM3672S	2,819	3,273
	72 x 30 x 29½	1800 x 750 x 751	Q_N_UFM3072S	2,724	3,166
	66 x 30 x 29½	1650 x 750 x 751	Q_N_UFM3066S	2,635	3,047
	60 x 30 x 29½	1500 x 750 x 751	Q_N_UFM3060S	2,551	2,949

Specify the surface type (5, 6). Specify the accent color (A, S).

Modesty panel option: change N in the code prefix to Lexan (L) / Translucent (T) add \$484, Metal (M) add \$645. Packaged in 2 boxes.

	W x D x H (in)	W x D x H (mm)	Code	All Laminate (\$)	HPL Surfaces (\$)
Right single pedestal desks 	1 pedestal on right with lock. 2 box drawers and 1 file drawer with suspension bar. Pencil tray. Half-height modesty panel.				
	72 x 36 x 29½	1800 x 900 x 751	Q_N_S3672UFM	2,819	3,273
	72 x 30 x 29½	1800 x 750 x 751	Q_N_S3072UFM	2,724	3,166
	66 x 30 x 29½	1650 x 750 x 751	Q_N_S3066UFM	2,635	3,047
	60 x 30 x 29½	1500 x 750 x 751	Q_N_S3060UFM	2,551	2,949

Specify the surface type (5, 6). Specify the accent color (A, S).

Modesty panel option: change N in the code prefix to Lexan (L) / Translucent (T) add \$484, Metal (M) add \$645. Packaged in 2 boxes.

	W x D x H (in)	W x D x H (mm)	Code	All Laminate (\$)	HPL Surfaces (\$)
Rectangular tables with modesty panel and pedestal on right 	1 pedestal on right with lock. 2 box drawers and 1 file drawer with suspension bar. Pencil tray. 3" square steel legs. Half-height modesty panel.				
	72 x 36 x 29½	1800 x 900 x 751	Q_N_BT3672UFM	2,991	3,433
	72 x 30 x 29½	1800 x 750 x 751	Q_N_BT3072UFM	2,885	3,322
	66 x 30 x 29½	1650 x 750 x 751	Q_N_BT3066UFM	2,787	3,205
	60 x 30 x 29½	1500 x 750 x 751	Q_N_BT3060UFM	2,523	2,909

Specify the surface type (5, 6). Specify the accent color (A, S). Specify the leg type (Q, L).

Modesty panel option: change N in the code prefix to Lexan (L) / Translucent (T) add \$484, Metal (M) add \$645. Packaged in 3 boxes.



Rectangular tables with modesty panel and pedestal on left



Modesty panel option: change N in the code prefix to Lexan (L) / Translucent (T) add \$484, Metal (M) add \$645. Packaged in 3 boxes.

W x D x H (in)	W x D x H (mm)	Code	All Laminate (\$)	HPL Surfaces (\$)
<i>1 pedestal on left with lock. 2 box drawers and 1 file drawer with suspension bar. Pencil tray. 3" square steel legs. Half-height modesty panel.</i>				
72 x 36 x 29½	1800 x 900 x 751	Q_N_-UFM3672BT_	2,991	3,433
72 x 30 x 29½	1800 x 750 x 751	Q_N_-UFM3072BT_	2,885	3,322
66 x 30 x 29½	1650 x 750 x 751	Q_N_-UFM3066BT_	2,787	3,205
60 x 30 x 29½	1500 x 750 x 751	Q_N_-UFM3060BT_	2,523	2,909

Specify the surface type (5, 6). Specify the accent color (A, S). Specify the leg type (Q, L).

Left pedestal desk-returns

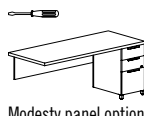


Modesty panel option: change N in the code prefix to Lexan (L) / Translucent (T) add \$484, Metal (M) add \$645. Packaged in 2 boxes.

W x D x H (in)	W x D x H (mm)	Code	All Laminate (\$)	HPL Surfaces (\$)
<i>1 pedestal on left with lock. 2 box drawers and 1 file drawer with suspension bar. Pencil tray. Half-height modesty panel.</i>				
72 x 36 x 29½	1800 x 900 x 751	Q_N_-UFM3672R	2,571	2,965
72 x 30 x 29½	1800 x 750 x 751	Q_N_-UFM3072R	2,474	2,846
66 x 30 x 29½	1650 x 750 x 751	Q_N_-UFM3066R	2,376	2,732
60 x 30 x 29½	1500 x 750 x 751	Q_N_-UFM3060R	2,271	2,614

Specify the surface type (5, 6). Specify the accent color (A, S).

Right pedestal desk-returns



Modesty panel option: change N in the code prefix to Lexan (L) / Translucent (T) add \$484, Metal (M) add \$645. Packaged in 2 boxes.

W x D x H (in)	W x D x H (mm)	Code	All Laminate (\$)	HPL Surfaces (\$)
<i>1 pedestal on right with lock. 2 box drawers and 1 file drawer with suspension bar. Pencil tray. Half-height modesty panel.</i>				
72 x 36 x 29½	1800 x 900 x 751	Q_N_-R3672UFM	2,571	2,965
72 x 30 x 29½	1800 x 750 x 751	Q_N_-R3072UFM	2,474	2,846
66 x 30 x 29½	1650 x 750 x 751	Q_N_-R3066UFM	2,376	2,732
60 x 30 x 29½	1500 x 750 x 751	Q_N_-R3060UFM	2,271	2,614

Specify the surface type (5, 6). Specify the accent color (A, S).

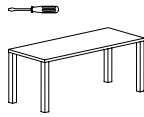
Desk shells



W x D x H (in)	W x D x H (mm)	Code	All Laminate (\$)	HPL Surfaces (\$)
<i>Recessed, full-height modesty panel. Can accommodate 1 or 2 pedestals. Full-width wiring access.</i>				
72 x 36 x 29½	1800 x 900 x 751	Q_N_-TDM3672	1,564	1,877
72 x 30 x 29½	1800 x 750 x 751	Q_N_-TDM3072	1,490	1,786
66 x 30 x 29½	1650 x 750 x 751	Q_N_-TDM3066	1,452	1,738
60 x 30 x 29½	1500 x 750 x 751	Q_N_-TDM3060	1,395	1,676

Specify the surface type (5, 6). Specify the accent color (A, S).

Rectangular tables

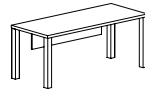


Packaged in 2 boxes.

W x D x H (in)	W x D x H (mm)	Code	All Laminate (\$)	HPL Surfaces (\$)
<i>3" square steel legs (carton of 4). Half-height modesty panel.</i>				
72 x 36 x 29½	1800 x 900 x 751	Q_N_-RT3672_	2,281	3,030
72 x 30 x 29½	1800 x 750 x 751	Q_N_-RT3072_	2,184	2,894
66 x 30 x 29½	1650 x 750 x 751	Q_N_-RT3066_	2,087	2,774
60 x 30 x 29½	1500 x 750 x 751	Q_N_-RT3060_	1,983	2,644

Specify the surface type (5, 6). Specify the accent color (A, S). Specify the leg type (Q, L).

Rectangular tables with modesty panel



Modesty panel option: change N in the code prefix to Lexan (L) / Translucent (T) add \$484, Metal (M) add \$645. Packaged in 2 boxes.

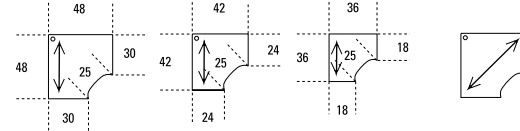
W x D x H (in)	W x D x H (mm)	Code	All Laminate (\$)	HPL Surfaces (\$)
<i>3" square steel legs (carton of 4). Half-height modesty panel.</i>				
72 x 36 x 29½	1800 x 900 x 751	Q_N_-RTM3672_	2,491	3,239
72 x 30 x 29½	1800 x 750 x 751	Q_N_-RTM3072_	2,393	3,102
66 x 30 x 29½	1650 x 750 x 751	Q_N_-RTM3066_	2,291	2,982
60 x 30 x 29½	1500 x 750 x 751	Q_N_-RTM3060_	2,191	2,846

Specify the surface type (5, 6). Specify the accent color (A, S). Specify the leg type (Q, L).

90° Corner modules



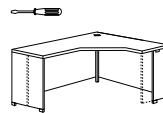
To attach to a work surface. Grommet. Full-width wiring access on each side.



W x D x H (in)	W x D x H (mm)	Code	All Laminate (\$)	HPL Surfaces (\$)
48 x 48 x 29½	1200 x 1200 x 751	Q_N_-CM4830S_	1,660	2,247
42 x 42 x 29½	1050 x 1050 x 751	Q_N_-CM4224S_	1,499	2,038
36 x 36 x 29½	900 x 900 x 751	Q_N_-CM3618SC	1,426	1,910

Specify the surface type (5, 6). Specify the accent color (A, S). Specify panel legs (B, C, F). Diagonal wood grain: change S to D, add 10% to the price.

Left extended corner modules



Full-width wiring access on each side. Grommet.

Surface	R1	R2
72"/48"	28½"	4 7/8"
66"/48"	22½"	4 7/8"
60"/48"	16½"	4 7/8"
72"/42"	28½"	
66"/42"	22½"	
60"/42"	16½"	
72"/36"	16½"	
66"/36"	16½"	

W x D x H (in)	W x D x H (mm)	Code	All Laminate (\$)	HPL Surfaces (\$)
72 x 48 x 29½	1800 x 1200 x 751	Q_N_-CM724824_	2,210	3,015
66 x 48 x 29½	1650 x 1200 x 751	Q_N_-CM664824_	2,118	2,885
60 x 48 x 29½	1500 x 1200 x 751	Q_N_-CM604824_	2,029	2,766
72 x 42 x 29½	1800 x 1050 x 751	Q_N_-CM724224_	2,118	2,885
66 x 42 x 29½	1650 x 1050 x 751	Q_N_-CM664224_	2,029	2,766
60 x 42 x 29½	1500 x 1050 x 751	Q_N_-CM604224_	1,942	2,635
72 x 36 x 29½	1800 x 900 x 751	Q_N_-CM723624_	1,892	2,551
66 x 36 x 29½	1650 x 900 x 751	Q_N_-CM663624_	1,786	2,442

Specify the surface type (5, 6). Specify the accent color (A, S). Specify panel legs (A, B, C, D, E, F).



W x D x H (in)	W x D x H (mm)	Code	All Laminate (\$)	HPL Surfaces (\$)
Right extended corner modules				
<i>Full-width wiring access on each side. Grommet.</i>				
		Surface	R1	R2
		72"/48"	28½"	4 7/8"
		66"/48"	22½"	4 7/8"
		60"/48"	16½"	4 7/8"
		72"/42"	28½"	
		66"/42"	22½"	
		60"/42"	16½"	
		72"/36"	16½"	
		66"/36"	16½"	

72 x 48 x 29½	1800 x 1200 x 751	Q_N -CM487224	2,210	3,015
66 x 48 x 29½	1650 x 1200 x 751	Q_N -CM486624	2,118	2,885
60 x 48 x 29½	1500 x 1200 x 751	Q_N -CM486024	2,029	2,766
72 x 42 x 29½	1800 x 1050 x 751	Q_N -CM427224	2,118	2,885
66 x 42 x 29½	1650 x 1050 x 751	Q_N -CM426624	2,029	2,766
60 x 42 x 29½	1500 x 1050 x 751	Q_N -CM426024	1,942	2,635
72 x 36 x 29½	1800 x 900 x 751	Q_N -CM367224	1,892	2,551
66 x 36 x 29½	1650 x 900 x 751	Q_N -CM366624	1,786	2,442

Specify the surface type (5, 6). Specify the accent color (A, S). Specify panel legs (A, B, C, D, E, F).

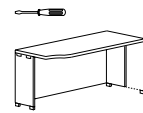
W x D x H (in)	W x D x H (mm)	Code	All Laminate (\$)	HPL Surfaces (\$)
Rectangular tables 30"				
<i>Full-width wiring access.</i>				
		Surface	R1	R2
		72"/30"	28½"	4 7/8"
		66"/30"	22½"	4 7/8"
		60"/30"	16½"	4 7/8"
		72"/24"	28½"	
		66"/24"	22½"	
		60"/24"	16½"	
		72"/18"	16½"	
		66"/18"	16½"	

Specify the surface type (5, 6). Specify the accent color (A, S). Specify panel legs (A, B, C, D, E, F).

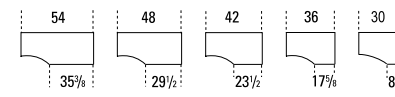
W x D x H (in)	W x D x H (mm)	Code	All Laminate (\$)	HPL Surfaces (\$)
Rectangular tables 24"				
<i>Full-width wiring access.</i>				
		Surface	R1	R2
		72"/24"	28½"	4 7/8"
		66"/24"	22½"	4 7/8"
		60"/24"	16½"	4 7/8"
		72"/18"	28½"	
		66"/18"	22½"	
		60"/18"	16½"	
		72"/12"	16½"	
		66"/12"	16½"	

Specify the surface type (5, 6). Specify the accent color (A, S). Specify panel legs (A, B, C, D, E, F).

Left asymmetrical tables, 30"



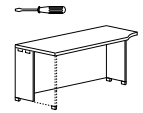
Full-width wiring access. To attach to a work surface.



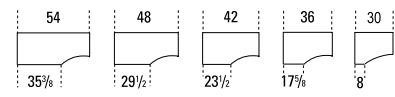
54 x 30 x 29½	1350 x 750 x 751	Q_N -AT245430	1,322	1,585
48 x 30 x 29½	1200 x 750 x 751	Q_N -AT244830	1,219	1,459
42 x 30 x 29½	1050 x 750 x 751	Q_N -AT244230	1,182	1,426
36 x 30 x 29½	900 x 750 x 751	Q_N -AT243630	1,144	1,379
30 x 30 x 29½	750 x 750 x 751	Q_N -AT243030	1,096	1,317

Specify the surface type (5, 6). Specify the accent color (A, S). Specify panel legs (B, C, F).

Right asymmetrical tables, 30"



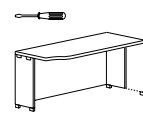
Full-width wiring access. To attach to a work surface.



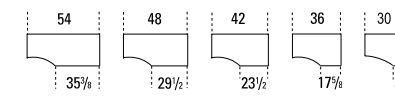
54 x 30 x 29½	1350 x 750 x 751	Q_N -AT305424	1,322	1,585
48 x 30 x 29½	1200 x 750 x 751	Q_N -AT304824	1,219	1,459
42 x 30 x 29½	1050 x 750 x 751	Q_N -AT304224	1,182	1,426
36 x 30 x 29½	900 x 750 x 751	Q_N -AT303624	1,144	1,379
30 x 30 x 29½	750 x 750 x 751	Q_N -AT303024	1,096	1,317

Specify the surface type (5, 6). Specify the accent color (A, S). Specify panel legs (B, C, F).

Left asymmetrical tables, 24"



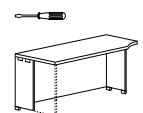
Full-width wiring access. To attach to a work surface.



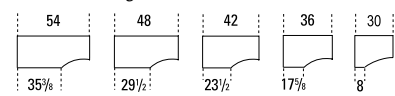
54 x 24 x 29½	1350 x 600 x 751	Q_N -AT185424	1,282	1,538
48 x 24 x 29½	1200 x 600 x 751	Q_N -AT184824	1,182	1,426
42 x 24 x 29½	1050 x 600 x 751	Q_N -AT184224	1,144	1,379
36 x 24 x 29½	900 x 600 x 751	Q_N -AT183624	1,096	1,317
30 x 24 x 29½	750 x 600 x 751	Q_N -AT183024	1,054	1,264

Specify the surface type (5, 6). Specify the accent color (A, S). Specify panel legs (B, C, F).

Right asymmetrical tables, 24"



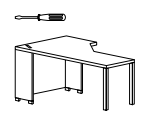
Full-width wiring access. To attach to a work surface.



54 x 24 x 29½	1350 x 600 x 751	Q_N -AT245418	1,282	1,538
48 x 24 x 29½	1200 x 600 x 751	Q_N -AT244818	1,182	1,426
42 x 24 x 29½	1050 x 600 x 751	Q_N -AT244218	1,144	1,379
36 x 24 x 29½	900 x 600 x 751	Q_N -AT243618	1,096	1,317
30 x 24 x 29½	750 x 600 x 751	Q_N -AT243018	1,054	1,264

Specify the surface type (5, 6). Specify the accent color (A, S). Specify panel legs (B, C, F).

Left Peninsula corner modules



To attach to a work surface. 2 recessed reversible leg panels, 1 with wiring access. Grommet. 3" square steel legs.

84 x 48 x 29½	2100 x 1200 x 751	Q_N -CB844824	2,504	3,370
78 x 48 x 29½	1950 x 1200 x 751	Q_N -CB784824	2,425	3,248
72 x 48 x 29½	1800 x 1200 x 751	Q_N -CB724824	2,329	3,108

Packaged in 2 boxes.



	W x D x H (in)	W x D x H (mm)	Code	All Laminate (\$)	HPL Surfaces (\$)
Left Peninsula corner modules (cont'd)	84 x 42 x 29½	2100 x 1050 x 751	Q_N_-CB844224_	2,425	3,248
	78 x 42 x 29½	1950 x 1050 x 751	Q_N_-CB784224_	2,329	3,108
	72 x 42 x 29½	1800 x 1050 x 751	Q_N_-CB724224_	2,231	2,991

Specify the surface type (5, 6). Specify the accent color (A, S). Specify the leg type (Q, L).

Right Peninsula corner modules



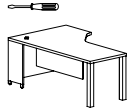
Packaged in 2 boxes.

To attach to a work surface. 2 recessed reversible leg panels, 1 with wiring access. Grommet. 3" square steel legs.

84 x 48 x 29½	2100 x 1200 x 751	Q_N_-C4884B24_	2,504	3,370
78 x 48 x 29½	1950 x 1200 x 751	Q_N_-C4878B24_	2,425	3,248
72 x 48 x 29½	1800 x 1200 x 751	Q_N_-C4872B24_	2,329	3,108
84 x 42 x 29½	2100 x 1050 x 751	Q_N_-C4284B24_	2,425	3,248
78 x 42 x 29½	1950 x 1050 x 751	Q_N_-C4278B24_	2,329	3,108
72 x 42 x 29½	1800 x 1050 x 751	Q_N_-C4272B24_	2,231	2,991

Specify the surface type (5, 6). Specify the accent color (A, S). Specify the leg type (Q, L).

Left Peninsula extended corner modules with modesty panel



Modesty panel option: change N in the code prefix to Lexan (L) / Translucent (T) add \$484, Metal (M) add \$645.

Packaged in 2 boxes.

To attach to a work surface. 2 recessed reversible leg panels, 1 with wiring access. Grommet. 3" square steel legs. Half-height modesty panel.

84 x 48 x 29½	2100 x 1200 x 751	Q_N_-CBM844824_	2,716	3,580
78 x 48 x 29½	1950 x 1200 x 751	Q_N_-CBM784824_	2,635	3,449
72 x 48 x 29½	1800 x 1200 x 751	Q_N_-CBM724824_	2,539	3,322
84 x 42 x 29½	2100 x 1050 x 751	Q_N_-CBM844224_	2,635	3,449
78 x 42 x 29½	1950 x 1050 x 751	Q_N_-CBM784224_	2,539	3,322
72 x 42 x 29½	1800 x 1050 x 751	Q_N_-CBM724224_	2,442	3,199

Specify the surface type (5, 6). Specify the accent color (A, S). Specify the leg type (Q, L).

Right Peninsula extended corner modules with modesty panel



Modesty panel option: change N in the code prefix to Lexan (L) / Translucent (T) add \$484, Metal (M) add \$645.

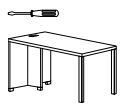
Packaged in 2 boxes.

To attach to a work surface. 2 recessed leg panels, 1 with wiring access. Grommet. 3" square steel legs. Half-height modesty panel.

84 x 48 x 29½	2100 x 1200 x 751	Q_N_-C4884BM24_	2,716	3,580
78 x 48 x 29½	1950 x 1200 x 751	Q_N_-C4878BM24_	2,635	3,449
72 x 48 x 29½	1800 x 1200 x 751	Q_N_-C4872BM24_	2,539	3,322
84 x 42 x 29½	2100 x 1050 x 751	Q_N_-C4284BM24_	2,635	3,449
78 x 42 x 29½	1950 x 1050 x 751	Q_N_-C4278BM24_	2,539	3,322
72 x 42 x 29½	1800 x 1050 x 751	Q_N_-C4272BM24_	2,442	3,199

Specify the surface type (5, 6). Specify the accent color (A, S). Specify the leg type (Q, L).

Rectangular tables



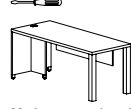
Packaged in 2 boxes.

To attach to a work surface. Grommet. 3" square steel legs.

72 x 36 x 29½	1800 x 900 x 751	Q_N_-BT3672_	1,882	2,514
66 x 36 x 29½	1650 x 900 x 751	Q_N_-BT3666_	1,854	2,466
60 x 36 x 29½	1500 x 900 x 751	Q_N_-BT3660_	1,786	2,401
72 x 30 x 29½	1800 x 750 x 751	Q_N_-BT3072_	1,786	2,401
66 x 30 x 29½	1650 x 750 x 751	Q_N_-BT3066_	1,732	2,314
60 x 30 x 29½	1500 x 750 x 751	Q_N_-BT3060_	1,690	2,241
72 x 24 x 29½	1800 x 600 x 751	Q_N_-BT2472_	1,690	2,241
66 x 24 x 29½	1650 x 600 x 751	Q_N_-BT2466_	1,640	2,184
60 x 24 x 29½	1500 x 600 x 751	Q_N_-BT2460_	1,597	2,111

Specify the surface type (5, 6). Specify the accent color (A, S). Specify the leg type (Q, L).

Rectangular tables with modesty panel



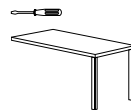
Modesty panel option: change N in the code prefix to Lexan (L) / Translucent (T) add \$484, Metal (M) add \$645.

Packaged in 2 boxes.

W x D x H (in)	W x D x H (mm)	Code	All Laminate (\$)	HPL Surfaces (\$)
<i>To attach to a work surface. Grommet. 3" square steel legs. Half-height modesty panel.</i>				
72 x 36 x 29½	1800 x 900 x 751	Q_N_-BTM3672_	2,095	2,504
72 x 30 x 29½	1800 x 750 x 751	Q_N_-BTM3072_	1,988	2,393
66 x 30 x 29½	1650 x 750 x 751	Q_N_-BTM3066_	1,892	2,271
60 x 30 x 29½	1500 x 750 x 751	Q_N_-BTM3060_	1,786	2,150

Specify the surface type (5, 6). Specify the accent color (A, S). Specify the leg type (Q, L).

Rectangular work surfaces

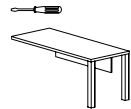


Packaged in 2 boxes.

W x D x H (in)	W x D x H (mm)	Code	All Laminate (\$)	HPL Surfaces (\$)
<i>To attach to a freestanding work surface. 3" square steel legs.</i>				
72 x 36 x 29½	1800 x 900 x 751	Q_N_-BU3672_	1,445	1,732
66 x 36 x 29½	1650 x 900 x 751	Q_N_-BU3666_	1,384	1,660
60 x 36 x 29½	1500 x 900 x 751	Q_N_-BU3660_	1,329	1,597
72 x 30 x 29½	1800 x 750 x 751	Q_N_-BU3072_	1,329	1,597
66 x 30 x 29½	1650 x 750 x 751	Q_N_-BU3066_	1,298	1,557
60 x 30 x 29½	1500 x 750 x 751	Q_N_-BU3060_	1,264	1,506
48 x 30 x 29½	1200 x 750 x 751	Q_N_-BU3048_	1,219	1,459
72 x 24 x 29½	1800 x 600 x 751	Q_N_-BU2472_	1,264	1,506
66 x 24 x 29½	1650 x 600 x 751	Q_N_-BU2466_	1,219	1,459
60 x 24 x 29½	1500 x 600 x 751	Q_N_-BU2460_	1,182	1,426
48 x 24 x 29½	1200 x 600 x 751	Q_N_-BU2448_	1,152	1,384

Specify the surface type (5, 6). Specify the accent color (A, S). Specify the leg type (Q, L).

Rectangular work surfaces with modesty panel



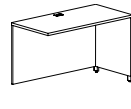
Modesty panel option: change N in the code prefix to Lexan (L) / Translucent (T) add \$484, Metal (M) add \$645.

Packaged in 2 boxes.

W x D x H (in)	W x D x H (mm)	Code	All Laminate (\$)	HPL Surfaces (\$)
<i>To attach to a freestanding work surface. 3" square steel legs. Half-height modesty panel.</i>				
72 x 36 x 29½	1800 x 900 x 751	Q_N_-BUM3672_	1,654	1,904
72 x 30 x 29½	1800 x 750 x 751	Q_N_-BUM3072_	1,538	1,766
66 x 30 x 29½	1650 x 750 x 751	Q_N_-BUM3066_	1,499	1,725
60 x 30 x 29½	1500 x 750 x 751	Q_N_-BUM3060_	1,467	1,690

Specify the surface type (5, 6). Specify the accent color (A, S). Specify the leg type (Q, L).

Return-shells

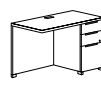


Reversible. Grommet. Can accommodate 1 pedestal.

48 x 24 x 29½	1200 x 600 x 751	Q_N_-R2448S	1,065	1,219
42 x 24 x 29½	1050 x 600 x 751	Q_N_-R2442S	1,015	1,161
36 x 24 x 29½	900 x 600 x 751	Q_N_-R2436S	951	1,096

Specify the surface type (5, 6). Specify the accent color (A, S).

Right executive returns – low profile



1 pedestal on right with lock. 2 box drawers and 1 file drawer with suspension bar. Pencil tray. Grommet.

48 x 24 x 29½	1200 x 600 x 751	Q_N_-R2448UF	2,057	2,371
42 x 24 x 29½	1050 x 600 x 751	Q_N_-R2442UF	1,983	2,264
36 x 24 x 29½	900 x 600 x 751	Q_N_-R2436UF	1,910	2,184

Specify the surface type (5, 6). Specify the accent color (A, S).

Left executive returns – low profile




1 pedestal on left with lock. 2 box drawers and 1 file drawer with suspension bar. Pencil tray. Grommet.


48 x 24 x 29½	1200 x 600 x 751	Q_N_-UF2448R	2,057	2,371
42 x 24 x 29½	1050 x 600 x 751	Q_N_-UF2442R	1,983	2,264
36 x 24 x 29½	900 x 600 x 751	Q_N_-UF2436R	1,910	2,184

Specify the surface type (5, 6). Specify the accent color (A, S).




	W x D x H (in)	W x D x H (mm)	Code	All Laminate (\$)	HPL Surfaces (\$)
Bridge-returns	<i>Full-height modesty panel.</i>				
	48 x 24 x 29½	1200 x 600 x 751	Q_N_-BR2448	779	935
	42 x 24 x 29½	1050 x 600 x 751	Q_N_-BR2442	752	896
	36 x 24 x 29½	900 x 600 x 751	Q_N_-BR2436	718	862


Specify the surface type (5, 6). Specify the accent color (A, S).

	W x D x H (in)	W x D x H (mm)	Code	All Laminate (\$)	HPL Surfaces (\$)
Lateral file credenza with open storage	<i>Open space on top and 2 file drawers on bottom with suspension bars. Locks. Full-width wiring access. Optional counterweights to meet BIFMA standards, refer to page 108.</i>				
	72 x 24 x 29½	1800 x 600 x 751	Q_N_-SLF2472	2,586	3,102


Specify the surface type (5, 6). Specify the accent color (A, S).

	W x D x H (in)	W x D x H (mm)	Code	All Laminate (\$)	HPL Surfaces (\$)
Lateral file credenza	<i>4 file drawers with suspension bars. Locks. Full-width wiring access. Optional counterweights to meet BIFMA standards, refer to page 108.</i>				
	72 x 24 x 29½	1800 x 600 x 751	Q_N_-LF2472LF	3,288	3,942


Specify the surface type (5, 6). Specify the accent color (A, S).

	W x D x H (in)	W x D x H (mm)	Code	All Laminate (\$)	HPL Surfaces (\$)
Lateral file / bookcase credenza	<i>2 file drawers with suspension bars. Bookcase with doors and adjustable shelf. Locks. Full-width wiring access.</i>				
	72 x 24 x 29½	1800 x 600 x 751	Q_N_-LF2472B	3,006	3,600

Specify the surface type (5, 6). Specify the accent color (A, S).

	W x D x H (in)	W x D x H (mm)	Code	All Laminate (\$)	HPL Surfaces (\$)
Bookcase credenza	<i>Storage unit with doors and adjustable shelves. Locks. Full-width wiring access.</i>				
	72 x 24 x 29½	1800 x 600 x 751	Q_N_-B2472B	2,755	3,305


Specify the surface type (5, 6). Specify the accent color (A, S).

	W x D x H (in)	W x D x H (mm)	Code	All Laminate (\$)	HPL Surfaces (\$)
Open bookcase credenza	<i>1 adjustable shelf on each side. Full-width wiring access.</i>				
	72 x 24 x 29½	1800 x 600 x 751	Q_N_-BE2472BE	2,184	2,620

Specify the surface type (5, 6). Specify the accent color (A, S).


	W x D x H (in)	W x D x H (mm)	Code	All Laminate (\$)	HPL Surfaces (\$)
--	----------------	----------------	------	-------------------	-------------------

Hutches with doors	<i>All doors open in the same way. Reversible end door. Reversible hutch for right-or left-hand door opening. Hutches must be supported by storage units or hutch supports (page 16) using the hutch assembly hardware (page 16). See examples of configuration (page 9). 1 tone only.</i>				
---------------------------	--	--	--	--	--

	W x D x H (in)	W x D x H (mm)	Code	All Laminate (\$)	HPL Surfaces (\$)
	<i>32" H. Adjustable shelves.</i>				
	96 x 16 x 32	2400 x 400 x 813	QNN_-E963216P	2,683	
	90 x 16 x 32	2250 x 400 x 813	QNN_-E903216P	2,594	
	84 x 16 x 32	2100 x 400 x 813	QNN_-E843216P	2,523	
	78 x 16 x 32	1950 x 400 x 813	QNN_-E783216P	2,433	
	72 x 16 x 32	1800 x 400 x 813	QNN_-E723216P	2,281	
	66 x 16 x 32	1650 x 400 x 813	QNN_-E663216P	2,199	
	60 x 16 x 32	1500 x 400 x 813	QNN_-E603216P	2,167	
	54 x 16 x 32	1350 x 400 x 813	QNN_-E543216P	1,829	
	48 x 16 x 32	1200 x 400 x 813	QNN_-E483216P	1,732	
	42 x 16 x 32	1050 x 400 x 813	QNN_-E423216P	1,518	
	36 x 16 x 32	900 x 400 x 813	QNN_-E363216P	1,452	


Specify the accent color (A, S).

Door options: change the second N in the code prefix to:
 96" to 60": 4 doors
 Lexan (L) / Translucent (T) add \$1,612, Metal (M) add \$1,934.
 54" to 48": 3 doors
 Lexan (L) / Translucent (T) add \$1,256, Metal (M) add \$1,452.
 42" to 36": 2 doors
 Lexan (L) / Translucent (T) add \$805, Metal (M) add \$967.

	W x D x H (in)	W x D x H (mm)	Code	All Laminate (\$)	HPL Surfaces (\$)
Hutches with doors (cont'd)	<i>24" H. Adjustable shelves.</i>				
	96 x 16 x 24	2400 x 400 x 609,5	QNN_-E962416P	2,371	
	90 x 16 x 24	2250 x 400 x 609,5	QNN_-E902416P	2,314	
	84 x 16 x 24	2100 x 400 x 609,5	QNN_-E842416P	2,231	
	78 x 16 x 24	1950 x 400 x 609,5	QNN_-E782416P	2,175	
	72 x 16 x 24	1800 x 400 x 609,5	QNN_-E722416P	2,081	
	66 x 16 x 24	1650 x 400 x 609,5	QNN_-E662416P	2,014	
	60 x 16 x 24	1500 x 400 x 609,5	QNN_-E602416P	1,934	
	54 x 16 x 24	1350 x 400 x 609,5	QNN_-E542416P	1,628	
	48 x 16 x 24	1200 x 400 x 609,5	QNN_-E482416P	1,557	
	42 x 16 x 24	1050 x 400 x 609,5	QNN_-E422416P	1,371	
	36 x 16 x 24	900 x 400 x 609,5	QNN_-E362416P	1,298	

Door options: change the second N in the code prefix to:
 96" to 60": 4 doors
 Lexan (L) / Translucent (T) add \$1,452, Metal (M) add \$1,772.
 54" to 48": 3 doors
 Lexan (L) / Translucent (T) add \$1,088, Metal (M) add \$1,329.
 42" to 36": 2 doors
 Lexan (L) / Translucent (T) add \$724, Metal (M) add \$885.


Specify the accent color (A, S).

	W x D x H (in)	W x D x H (mm)	Code	All Laminate (\$)	HPL Surfaces (\$)
	<i>16" H.</i>				
	96 x 16 x 16	2400 x 400 x 406,5	QNN_-E961616P	2,175	
	90 x 16 x 16	2250 x 400 x 406,5	QNN_-E901616P	2,111	
	84 x 16 x 16	2100 x 400 x 406,5	QNN_-E841616P	2,081	
	78 x 16 x 16	1950 x 400 x 406,5	QNN_-E781616P	2,022	
	72 x 16 x 16	1800 x 400 x 406,5	QNN_-E721616P	1,640	
	66 x 16 x 16	1650 x 400 x 406,5	QNN_-E661616P	1,585	
	60 x 16 x 16	1500 x 400 x 406,5	QNN_-E601616P	1,530	
	54 x 16 x 16	1350 x 400 x 406,5	QNN_-E541616P	1,282	
	48 x 16 x 16	1200 x 400 x 406,5	QNN_-E481616P	1,219	
	42 x 16 x 16	1050 x 400 x 406,5	QNN_-E421616P	1,065	
	36 x 16 x 16	900 x 400 x 406,5	QNN_-E361616P	1,033	

Door options: change the second N in the code prefix to:
 96" to 78": 6 doors
 Lexan (L) / Translucent (T) add \$1,934, Metal (M) add \$2,418.
 72" to 60": 4 doors
 Lexan (L) / Translucent (T) add \$1,289, Metal (M) add \$1,612.
 54" to 48": 3 doors
 Lexan (L) / Translucent (T) add \$967, Metal (M) add \$1,256.
 42" to 36": 2 doors
 Lexan (L) / Translucent (T) add \$645, Metal (M) add \$805.


Specify the accent color (A, S).

Hutches with sliding door	<i>The sliding door covers one half of the storage. Hutches must be supported by storage units or hutch supports (page 16) using the hutch assembly hardware (page 16). See examples of configuration (page 9). 1 tone only.</i>				
----------------------------------	--	--	--	--	--

	W x D x H (in)	W x D x H (mm)	Code	All Laminate (\$)	HPL Surfaces (\$)
	<i>32" H. Adjustable shelves.</i>				
	96 x 16 x 32	2400 x 400 x 813	QNN_-E963216C	2,305	
	90 x 16 x 32	2250 x 400 x 813	QNN_-E903216C	2,231	
	84 x 16 x 32	2100 x 400 x 813	QNN_-E843216C	2,184	
	78 x 16 x 32	1950 x 400 x 813	QNN_-E783216C	2,118	
	72 x 16 x 32	1800 x 400 x 813	QNN_-E723216C	1,950	
	66 x 16 x 32	1650 x 400 x 813	QNN_-E663216C	1,904	
	60 x 16 x 32	1500 x 400 x 813	QNN_-E603216C	1,863	

Door option: change the second N in the code prefix to:
 Lexan (L) / Translucent (T) add \$724, Metal (M) add \$805.

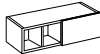
Specify the accent color (A, N, S).

	W x D x H (in)	W x D x H (mm)	Code	All Laminate (\$)	HPL Surfaces (\$)
	<i>24" H. Adjustable shelves.</i>				
	96 x 16 x 24	2400 x 400 x 609,5	QNN_-E962416C	2,095	
	90 x 16 x 24	2250 x 400 x 609,5	QNN_-E902416C	2,038	
	84 x 16 x 24	2100 x 400 x 609,5	QNN_-E842416C	2,001	
	78 x 16 x 24	1950 x 400 x 609,5	QNN_-E782416C	1,934	
	72 x 16 x 24	1800 x 400 x 609,5	QNN_-E722416C	1,766	
	66 x 16 x 24	1650 x 400 x 609,5	QNN_-E662416C	1,709	
	60 x 16 x 24	1500 x 400 x 609,5	QNN_-E602416C	1,669	

Door option: change the second N in the code prefix to:
 Lexan (L) / Translucent (T) add \$686, Metal (M) add \$766.


Specify the accent color (A, N, S).





	W x D x H (in)	W x D x H (mm)	Code	All Laminate (\$)
Hutches with sliding door (cont'd)	<i>16" H.</i>			
	96 x 16 x 16	2400 x 400 x 406,5	QNN_-E961616C	1,882
	90 x 16 x 16	2250 x 400 x 406,5	QNN_-E901616C	1,766
	84 x 16 x 16	2100 x 400 x 406,5	QNN_-E841616C	1,732
Door option: change the second N in the code prefix to:	78 x 16 x 16	1950 x 400 x 406,5	QNN_-E781616C	1,690
	72 x 16 x 16	1800 x 400 x 406,5	QNN_-E721616C	1,459
Lexan (L) / Translucent (T) add \$645, Metal (M) add \$724.	66 x 16 x 16	1650 x 400 x 406,5	QNN_-E661616C	1,411
	60 x 16 x 16	1500 x 400 x 406,5	QNN_-E601616C	1,345

Specify the accent color (A, N, S).

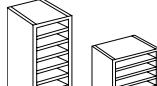
Open hutches *Hutches must be supported by storage units or hutch supports (page 16) using the hutch assembly hardware (page 16). See examples of configuration (page 9). 1 tone only.*

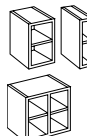
	W x D x H (in)	W x D x H (mm)	Code	All Laminate (\$)
	<i>32" H. Adjustable shelves.</i>			
	96 x 15 x 32	2400 x 381 x 813	QNNN-E963216	2,047
96" to 60":	90 x 15 x 32	2250 x 381 x 813	QNNN-E903216	1,983
4 open compartments.	84 x 15 x 32	2100 x 381 x 813	QNNN-E843216	1,934
54" to 36":	78 x 15 x 32	1950 x 381 x 813	QNNN-E783216	1,877
2 open compartments.	72 x 15 x 32	1800 x 381 x 813	QNNN-E723216	1,702
	66 x 15 x 32	1650 x 381 x 813	QNNN-E663216	1,635
	60 x 15 x 32	1500 x 381 x 813	QNNN-E603216	1,578
	54 x 15 x 32	1350 x 381 x 813	QNNN-E543216	1,289
	48 x 15 x 32	1200 x 381 x 813	QNNN-E483216	1,219
	42 x 15 x 32	1050 x 381 x 813	QNNN-E423216	1,144
	36 x 15 x 32	900 x 381 x 813	QNNN-E363216	1,080

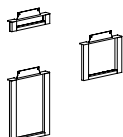
	W x D x H (in)	W x D x H (mm)	Code	All Laminate (\$)
	<i>24" H. Adjustable shelves.</i>			
	96 x 15 x 24	2400 x 381 x 609,5	QNNN-E962416	1,934
96" to 60":	90 x 15 x 24	2250 x 381 x 609,5	QNNN-E902416	1,882
4 open compartments.	84 x 15 x 24	2100 x 381 x 609,5	QNNN-E842416	1,814
54" to 36":	78 x 15 x 24	1950 x 381 x 609,5	QNNN-E782416	1,738
2 open compartments.	72 x 15 x 24	1800 x 381 x 609,5	QNNN-E722416	1,585
	66 x 15 x 24	1650 x 381 x 609,5	QNNN-E662416	1,530
	60 x 15 x 24	1500 x 381 x 609,5	QNNN-E602416	1,459
	54 x 15 x 24	1350 x 381 x 609,5	QNNN-E542416	1,176
	48 x 15 x 24	1200 x 381 x 609,5	QNNN-E482416	1,114
	42 x 15 x 24	1050 x 381 x 609,5	QNNN-E422416	1,054
	36 x 15 x 24	900 x 381 x 609,5	QNNN-E362416	998

	W x D x H (in)	W x D x H (mm)	Code	All Laminate (\$)
	<i>16" H.</i>			
	96 x 15 x 16	2400 x 381 x 406,5	QNNN-E961616	1,546
96" to 78":	90 x 15 x 16	2250 x 381 x 406,5	QNNN-E901616	1,482
6 open compartments.	84 x 15 x 16	2100 x 381 x 406,5	QNNN-E841616	1,452
72" to 60":	78 x 15 x 16	1950 x 381 x 406,5	QNNN-E781616	1,411
4 open compartments.	72 x 15 x 16	1800 x 381 x 406,5	QNNN-E721616	1,161
54" to 36":	66 x 15 x 16	1650 x 381 x 406,5	QNNN-E661616	1,119
2 open compartments.	60 x 15 x 16	1500 x 381 x 406,5	QNNN-E601616	1,071
	54 x 15 x 16	1350 x 381 x 406,5	QNNN-E541616	847
	48 x 15 x 16	1200 x 381 x 406,5	QNNN-E481616	813
	42 x 15 x 16	1050 x 381 x 406,5	QNNN-E421616	766
	36 x 15 x 16	900 x 381 x 406,5	QNNN-E361616	731


	W x D x H (in)	W x D x H (mm)	Code	All Laminate (\$)
Hutch supports	<i>See examples of configuration (page 9).</i>			

	W x D x H (in)	W x D x H (mm)	Code	All Laminate (\$)
Pigeonhole hutch supports	<i>Removable shelves. 1 tone only.</i>			
	18 x 15 x 28	450 x 381 x 685	QNNN-SDV1828	960
	18 x 15 x 20	450 x 381 x 482	QNNN-SDV1820	847
	12 x 15 x 28	300 x 381 x 685	QNNN-SDV1228	870
	12 x 15 x 20	300 x 381 x 482	QNNN-SDV1220	773


	W x D x H (in)	W x D x H (mm)	Code	All Laminate (\$)
Hutch supports	<i>Adjustable shelf (shelves). 1 tone only.</i>			
	36 x 15 x 28	900 x 381 x 685	QNNN-SDVB3628	960
	36 x 15 x 20	900 x 381 x 482	QNNN-SDVB3620	912
	30 x 15 x 28	750 x 381 x 685	QNNN-SDVB3028	912
	30 x 15 x 20	750 x 381 x 482	QNNN-SDVB3020	877
	24 x 15 x 28	600 x 381 x 685	QNNN-SDVB2428	773
	24 x 15 x 20	600 x 381 x 482	QNNN-SDVB2420	752
	18 x 15 x 28	450 x 381 x 685	QNNN-SDVB1828	742
	18 x 15 x 20	450 x 381 x 482	QNNN-SDVB1820	710
	12 x 15 x 28	300 x 381 x 685	QNNN-SDVB1228	701
	12 x 15 x 20	300 x 381 x 482	QNNN-SDVB1220	661
	6 x 15 x 28	150 x 381 x 685	QNNN-SDVB0628	645
	6 x 15 x 20	150 x 381 x 482	QNNN-SDVB0620	620

	W x D x H (in)	W x D x H (mm)	Code	All Laminate (\$)
Hutch metal supports	<i>Steel frame support. Hardware included. Refer to specification guide (page 8) for appropriate use.</i>			
	1 x 15 x 3	25 x 375 x 76	QNN_-HSM4	276
	1 x 15 x 11	25 x 375 x 279	QNN_-HSM12	290
	1 x 15 x 19	25 x 375 x 481	QNN_-HSM20	306


Specify the accent color (A, S).

	W x D x H (in)	W x D x H (mm)	Code	All Laminate (\$)
Hutch assembly U-shaped bracket	<i>Hardware included.</i>			
	9 x 2 x 2	230 x 52,5 x 51,1	QNN_-HBU	160


Specify the accent color (A, S).

	W x D x H (in)	W x D x H (mm)	Code	All Laminate (\$)
Hutch assembly I-shaped bracket	<i>Hardware included.</i>			
	9 x 4 x 1/8	230 x 100 x 3	QNN_-HBS	146


Specify the accent color (A, S).

	W x D x H (in)	W x D x H (mm)	Code	All Laminate (\$)
Hutch assembly Z-shaped bracket	<i>Z connection. Hardware included.</i>			
	15 x 2 x 4	375 x 58 x 105	QNN_-HBZ	146

Specify the accent color (A, S).

	W x D x H (in)	W x D x H (mm)	Code	All Laminate (\$)
Hutch assembly S-shaped brackets	<i>Right 90° connection. Hardware included.</i>			
	11 x 11 x 4	280 x 280 x 105	QNN_-HB90R	146

Specify the accent color (A, S).

	W x D x H (in)	W x D x H (mm)	Code	All Laminate (\$)
	<i>Left 90° connection. Hardware included.</i>			
	11 x 11 x 4	280 x 280 x 105	QNN_-HB90L	146

Specify the accent color (A, S).

Wall-mounted hutches with doors

All doors open in the same way. Reversible end door. Reversible hutch for right- or left-hand door opening. Hanger bar included for wall-mount installation. 1 tone only.



Door options: change the second N in the code prefix to:

96" to 60": 4 doors
Lexan (L) / Translucent (T) add \$1,612, Metal (M) add \$1,934.

54" to 48": 3 doors
Lexan (L) / Translucent (T) add \$1,256, Metal (M) add \$1,452.

42" to 36": 2 doors
Lexan (L) / Translucent (T) add \$805, Metal (M) add \$967.



Door options: change the second N in the code prefix to:

96" to 60": 4 doors
Lexan (L) / Translucent (T) add \$1,452, Metal (M) add \$1,772.

54" to 48": 3 doors
Lexan (L) / Translucent (T) add \$1,088, Metal (M) add \$1,329.

42" to 36": 2 doors
Lexan (L) / Translucent (T) add \$724, Metal (M) add \$885.



Door options: change the second N in the code prefix to:

96" to 78": 6 doors
Lexan (L) / Translucent (T) add \$1,934, Metal (M) add \$2,418.

72" to 60": 4 doors
Lexan (L) / Translucent (T) add \$1,289, Metal (M) add \$1,612.

54" to 48": 3 doors
Lexan (L) / Translucent (T) add \$967, Metal (M) add \$1,256.

42" to 36": 2 doors
Lexan (L) / Translucent (T) add \$645, Metal (M) add \$805.

W x D x H (in)	W x D x H (mm)	Code	All Laminate (\$)
32" H. Adjustable shelves.			
96 x 16 x 32	2400 x 400 x 813	QNN_-EM963216P	2,836
90 x 16 x 32	2250 x 400 x 813	QNN_-EM903216P	2,774
84 x 16 x 32	2100 x 400 x 813	QNN_-EM843216P	2,676
78 x 16 x 32	1950 x 400 x 813	QNN_-EM783216P	2,577
72 x 16 x 32	1800 x 400 x 813	QNN_-EM723216P	2,425
66 x 16 x 32	1650 x 400 x 813	QNN_-EM663216P	2,337
60 x 16 x 32	1500 x 400 x 813	QNN_-EM603216P	2,241
54 x 16 x 32	1350 x 400 x 813	QNN_-EM543216P	1,904
48 x 16 x 32	1200 x 400 x 813	QNN_-EM483216P	1,821
42 x 16 x 32	1050 x 400 x 813	QNN_-EM423216P	1,597
36 x 16 x 32	900 x 400 x 813	QNN_-EM363216P	1,506

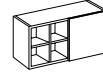
W x D x H (in)	W x D x H (mm)	Code	All Laminate (\$)
Specify the accent color (A, S).			
24" H. Adjustable shelves.			
96 x 16 x 24	2400 x 400 x 609,5	QNN_-EM962416P	2,551
90 x 16 x 24	2250 x 400 x 609,5	QNN_-EM902416P	2,481
84 x 16 x 24	2100 x 400 x 609,5	QNN_-EM842416P	2,410
78 x 16 x 24	1950 x 400 x 609,5	QNN_-EM782416P	2,337
72 x 16 x 24	1800 x 400 x 609,5	QNN_-EM722416P	2,095
66 x 16 x 24	1650 x 400 x 609,5	QNN_-EM662416P	2,081
60 x 16 x 24	1500 x 400 x 609,5	QNN_-EM602416P	2,022
54 x 16 x 24	1350 x 400 x 609,5	QNN_-EM542416P	1,702
48 x 16 x 24	1200 x 400 x 609,5	QNN_-EM482416P	1,628
42 x 16 x 24	1050 x 400 x 609,5	QNN_-EM422416P	1,434
36 x 16 x 24	900 x 400 x 609,5	QNN_-EM362416P	1,364

W x D x H (in)	W x D x H (mm)	Code	All Laminate (\$)
Specify the accent color (A, S).			
16" H.			
96 x 16 x 16	2400 x 400 x 406,5	QNN_-EM961616P	2,291
90 x 16 x 16	2250 x 400 x 406,5	QNN_-EM901616P	2,231
84 x 16 x 16	2100 x 400 x 406,5	QNN_-EM841616P	2,184
78 x 16 x 16	1950 x 400 x 406,5	QNN_-EM781616P	2,118
72 x 16 x 16	1800 x 400 x 406,5	QNN_-EM721616P	1,732
66 x 16 x 16	1650 x 400 x 406,5	QNN_-EM661616P	1,669
60 x 16 x 16	1500 x 400 x 406,5	QNN_-EM601616P	1,612
54 x 16 x 16	1350 x 400 x 406,5	QNN_-EM541616P	1,364
48 x 16 x 16	1200 x 400 x 406,5	QNN_-EM481616P	1,306
42 x 16 x 16	1050 x 400 x 406,5	QNN_-EM421616P	1,138
36 x 16 x 16	900 x 400 x 406,5	QNN_-EM361616P	1,080

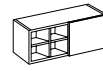
W x D x H (in)	W x D x H (mm)	Code	All Laminate (\$)
Specify the accent color (A, S).			
32" H. Adjustable shelves.			
96 x 15 x 32	2400 x 381 x 813	QNNN-EM963216	1,983
90 x 15 x 32	2250 x 381 x 813	QNNN-EM903216	1,910
84 x 15 x 32	2100 x 381 x 813	QNNN-EM843216	1,869
78 x 15 x 32	1950 x 381 x 813	QNNN-EM783216	1,772
72 x 15 x 32	1800 x 381 x 813	QNNN-EM723216	1,628
66 x 15 x 32	1650 x 381 x 813	QNNN-EM663216	1,578
60 x 15 x 32	1500 x 381 x 813	QNNN-EM603216	1,506
54 x 15 x 32	1350 x 381 x 813	QNNN-EM543216	1,232
48 x 15 x 32	1200 x 381 x 813	QNNN-EM483216	1,176
42 x 15 x 32	1050 x 381 x 813	QNNN-EM423216	1,119
36 x 15 x 32	900 x 381 x 813	QNNN-EM363216	1,047

W x D x H (in)	W x D x H (mm)	Code	All Laminate (\$)
Specify the accent color (A, S).			
24" H. Adjustable shelves.			
96 x 15 x 24	2400 x 381 x 609,5	QNNN-EM962416	1,829
90 x 15 x 24	2250 x 381 x 609,5	QNNN-EM902416	1,760
84 x 15 x 24	2100 x 381 x 609,5	QNNN-EM842416	1,702
78 x 15 x 24	1950 x 381 x 609,5	QNNN-EM782416	1,654
72 x 15 x 24	1800 x 381 x 609,5	QNNN-EM722416	1,499
66 x 15 x 24	1650 x 381 x 609,5	QNNN-EM662416	1,452
60 x 15 x 24	1500 x 381 x 609,5	QNNN-EM602416	1,384
54 x 15 x 24	1350 x 381 x 609,5	QNNN-EM542416	1,138
48 x 15 x 24	1200 x 381 x 609,5	QNNN-EM482416	1,080
42 x 15 x 24	1050 x 381 x 609,5	QNNN-EM422416	1,033
36 x 15 x 24	900 x 381 x 609,5	QNNN-EM362416	984

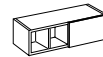
Wall-mounted hutches with sliding door



Door option: change the second N in the code prefix to: Lexan (L) / Translucent (T) add \$724, Metal (M) add \$805.



Door option: change the second N in the code prefix to: Lexan (L) / Translucent (T) add \$686, Metal (M) add \$766.



Door option: change the second N in the code prefix to: Lexan (L) / Translucent (T) add \$645, Metal (M) add \$724.

Open wall-mounted hutches



96" to 60":
4 open compartments.
54" to 36":
2 open compartments.



96" to 60":
4 open compartments.
54" to 36":
2 open compartments.

Wall-mounted hutches with sliding door

The sliding door covers one half of the storage. Hanger bar included for wall-mount installation. 1 tone only.

W x D x H (in)	W x D x H (mm)	Code	All Laminate (\$)
32" H. Adjustable shelves.			
96 x 16 x 32	2400 x 400 x 813	QNN_-EM963216C	2,425
90 x 16 x 32	2250 x 400 x 813	QNN_-EM903216C	2,371
84 x 16 x 32	2100 x 400 x 813	QNN_-EM843216C	2,314
78 x 16 x 32	1950 x 400 x 813	QNN_-EM783216C	2,241
72 x 16 x 32	1800 x 400 x 813	QNN_-EM723216C	2,014
66 x 16 x 32	1650 x 400 x 813	QNN_-EM663216C	1,942
60 x 16 x 32	1500 x 400 x 813	QNN_-EM603216C	1,910


W x D x H (in)	W x D x H (mm)	Code	All Laminate (\$)
Specify the accent color (A, N, S).			
24" H. Adjustable shelves.			
96 x 16 x 24	2400 x 400 x 609,5	QNN_-EM962416C	2,217
90 x 16 x 24	2250 x 400 x 609,5	QNN_-EM902416C	2,150
84 x 16 x 24	2100 x 400 x 609,5	QNN_-EM842416C	2,095
78 x 16 x 24	1950 x 400 x 609,5	QNN_-EM782416C	2,038
72 x 16 x 24	1800 x 400 x 609,5	QNN_-EM722416C	1,877
66 x 16 x 24	1650 x 400 x 609,5	QNN_-EM662416C	1,821
60 x 16 x 24	1500 x 400 x 609,5	QNN_-EM602416C	1,749


W x D x H (in)	W x D x H (mm)	Code	All Laminate (\$)
Specify the accent color (A, N, S).			
16" H.			
96 x 16 x 16	2400 x 400 x 406,5	QNN_-EM961616C	1,910
90 x 16 x 16	2250 x 400 x 406,5	QNN_-EM901616C	1,869
84 x 16 x 16	2100 x 400 x 406,5	QNN_-EM841616C	1,829
78 x 16 x 16	1950 x 400 x 406,5	QNN_-EM781616C	1,660
72 x 16 x 16	1800 x 400 x 406,5	QNN_-EM721616C	1,546
66 x 16 x 16	1650 x 400 x 406,5	QNN_-EM661616C	1,490
60 x 16 x 16	1500 x 400 x 406,5	QNN_-EM601616C	1,452


W x D x H (in)	W x D x H (mm)	Code	All Laminate (\$)
Specify the accent color (A, N, S).			
Hanger bar included for wall-mount installation. 1 tone only.			
32" H. Adjustable shelves.			
96 x 15 x 32	2400 x 381 x 813	QNNN-EM963216	1,983
90 x 15 x 32	2250 x 381 x 813	QNNN-EM903216	1,910
84 x 15 x 32	2100 x 381 x 813	QNNN-EM843216	1,869
78 x 15 x 32	1950 x 381 x 813	QNNN-EM783216	1,772
72 x 15 x 32	1800 x 381 x 813	QNNN-EM723216	1,628
66 x 15 x 32	1650 x 381 x 813	QNNN-EM663216	1,578
60 x 15 x 32	1500 x 381 x 813	QNNN-EM603216	1,506
54 x 15 x 32	1350 x 381 x 813	QNNN-EM543216	1,232
48 x 15 x 32	1200 x 381 x 813	QNNN-EM483216	1,176
42 x 15 x 32	1050 x 381 x 813	QNNN-EM423216	1,119
36 x 15 x 32	900 x 381 x 813	QNNN-EM363216	1,047


W x D x H (in)	W x D x H (mm)	Code	All Laminate (\$)
Specify the accent color (A, N, S).			
24" H. Adjustable shelves.			
96 x 15 x 24	2400 x 381 x 609,5	QNNN-EM962416	1,829
90 x 15 x 24	2250 x 381 x 609,5	QNNN-EM902416	1,760
84 x 15 x 24	2100 x 381 x 609,5	QNNN-EM842416	1,702
78 x 15 x 24	1950 x 381 x 609,5	QNNN-EM782416	1,654
72 x 15 x 24	1800 x 381 x 609,5	QNNN-EM722416	1,499
66 x 15 x 24	1650 x 381 x 609,5	QNNN-EM662416	1,452
60 x 15 x 24	1500 x 381 x 609,5	QNNN-EM602416	1,384
54 x 15 x 24	1350 x 381 x 609,5	QNNN-EM542416	1,138
48 x 15 x 24	1200 x 381 x 609,5	QNNN-EM482416	1,080
42 x 15 x 24	1050 x 381 x 609,5	QNNN-EM422416	1,033
36 x 15 x 24	900 x 381 x 609,5	QNNN-EM362416	984





	W x D x H (in)	W x D x H (mm)	Code	All Laminate (\$)
Open wall-mounted hutches (cont'd)	<i>16" H.</i>			
	96 x 15 x 16	2400 x 381 x 406,5	QNNN-EM961616	1,506
	90 x 15 x 16	2250 x 381 x 406,5	QNNN-EM901616	1,467
	84 x 15 x 16	2100 x 381 x 406,5	QNNN-EM841616	1,426
96" to 78": 6 open compartments.	78 x 15 x 16	1950 x 381 x 406,5	QNNN-EM781616	1,379
72" to 60": 4 open compartments.	72 x 15 x 16	1800 x 381 x 406,5	QNNN-EM721616	1,161
54" to 36": 2 open compartments.	66 x 15 x 16	1650 x 381 x 406,5	QNNN-EM661616	1,119
	60 x 15 x 16	1500 x 381 x 406,5	QNNN-EM601616	1,054
	54 x 15 x 16	1350 x 381 x 406,5	QNNN-EM541616	856
	48 x 15 x 16	1200 x 381 x 406,5	QNNN-EM481616	813
	42 x 15 x 16	1050 x 381 x 406,5	QNNN-EM421616	766
	36 x 15 x 16	900 x 381 x 406,5	QNNN-EM361616	731


	W x D x H (in)	W x D x H (mm)	Code	All Laminate (\$)
Modular pedestal	<i>2 box drawers, 1 file drawer with suspension bar. Pencil tray. Lock. Goes under a work surface. 1 tone only.</i>			
	15 x 18 x 28	388 x 448 x 713	QNN_-P1518UFL	1,317
	Specify the accent color (A, S).			

	W x D x H (in)	W x D x H (mm)	Code	All Laminate (\$)
Modular pedestal	<i>2 file drawers with suspension bars. Lock. Goes under a work surface. 1 tone only.</i>			
	15 x 18 x 28	388 x 448 x 713	QNN_-P1518FFL	1,232
	Specify the accent color (A, S).			


	W x D x H (in)	W x D x H (mm)	Code	All Laminate (\$)
Modular lateral files	<i>2 file drawers with suspension bars. Lock. Goes under a work surface. 1 tone only.</i>			
	36 x 18 x 28	900 x 448 x 713	QNN_-1836LFL	1,530
	30 x 18 x 28	750 x 448 x 713	QNN_-1830LFL	1,482
	Specify the accent color (A, S).			


	W x D x H (in)	W x D x H (mm)	Code	All Laminate (\$)
Combined modular pedestals	<i>2 box drawers, 2 file drawers with suspension bars. Pencil tray. Lock. Must be installed under a work surface. 1 tone only.</i>			
	36 x 18 x 28	900 x 448 x 713	QNN_-1836COL	1,918
	30 x 18 x 28	750 x 448 x 713	QNN_-1830COL	1,766
	Specify the accent color (A, S).			


	W x D x H (in)	W x D x H (mm)	Code	All Laminate (\$)
Combined modular pedestals	<i>2 box drawers, 2 file drawers with suspension bars. Pencil tray. Lock. Must be installed under a work surface. 1 tone only.</i>			
	36 x 18 x 28	900 x 448 x 713	QNN_-C01836L	1,918
	30 x 18 x 28	750 x 448 x 713	QNN_-C01830L	1,766
	Specify the accent color (A, S).			


	W x D x H (in)	W x D x H (mm)	Code	All Laminate (\$)
Modular bookcase with doors	<i>1 adjustable shelf. Lock. Must be installed under a work surface. 1 tone only.</i>			
	36 x 18 x 28	900 x 448 x 713	QNN_-1836BL	1,345
	30 x 18 x 28	750 x 448 x 713	QNN_-1830BL	1,249
	Specify the accent color (A, S).			


Door options: change N in the code prefix to:
Lexan (L) / Translucent (T) add \$724, Metal (M) add \$885.


	W x D x H (in)	W x D x H (mm)	Code	All Laminate (\$)
Mobile pedestals	<i>1 box drawer and 1 file drawer with suspension bar. Pencil tray. Lock. Brakes on front casters. Fits under a work surface. 1 tone only.</i>			
	15 x 18 x 20 ³ / ₄	390 x 450 x 527	QNN_-MP1518F	1,264
	15 x 23 x 20 ³ / ₄	390 x 575 x 527	QNN_-MP1523F	1,306
	Specify the accent color (A, S).			

	W x D x H (in)	W x D x H (mm)	Code	All Laminate (\$)
Mobile pedestals	<i>2 box drawers, 1 file drawer with suspension bar. Pencil tray. Lock. Brakes on front casters. Fits under a work surface. 1 tone only.</i>			
	15 x 28 x 27	388 x 700 x 704	QNN_-MP1528UF	1,411
	15 x 18 x 27	388 x 448 x 704	QNN_-MP1518UF	1,384
	Specify the accent color (A, S).			


	W x D x H (in)	W x D x H (mm)	Code	All Laminate (\$)	HPL Surfaces (\$)
Lateral file	<i>2 file drawers with suspension bars. Lock. Optional counterweight to meet BIFMA Standards, refer to page 108.</i>				
	36 x 24 x 29 ¹ / ₂	900 x 600 x 751	Q_N_-2436LF	1,959	2,305
	Specify the surface type (5, 6). Specify the accent color (A, S).				

	W x D x H (in)	W x D x H (mm)	Code	All Laminate (\$)	HPL Surfaces (\$)
Combined pedestal	<i>2 box drawers, 2 file drawers with suspension bars. Pencil tray. One lock for the two file drawers. Optional counterweight to meet BIFMA Standards, refer to page 108.</i>				
	36 x 24 x 29 ¹ / ₂	900 x 600 x 751	Q_N_-2436CO	2,167	2,749
	Specify the surface type (5, 6). Specify the accent color (A, S).				

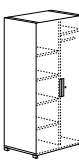
	W x D x H (in)	W x D x H (mm)	Code	All Laminate (\$)	HPL Surfaces (\$)
Combined pedestal	<i>2 box drawers, 2 file drawers with suspension bars. Pencil tray. One lock for the two file drawers. Optional counterweight to meet BIFMA Standards, refer to page 108.</i>				
	36 x 24 x 29 ¹ / ₂	900 x 600 x 751	Q_N_-C02436	2,167	2,749
	Specify the surface type (5, 6). Specify the accent color (A, S).				

	W x D x H (in)	W x D x H (mm)	Code	All Laminate (\$)	HPL Surfaces (\$)
Bookcase with doors	<i>1 adjustable shelf. Lock.</i>				
	36 x 24 x 29 ¹ / ₂	900 x 600 x 751	Q_N_-2436B	1,749	2,057
	Specify the surface type (5,6). Specify the accent color (A, S).				


Door options: change N in the code prefix to:
Lexan (L) / Translucent (T) add \$724, Metal (M) add \$885.

	W x D x H (in)	W x D x H (mm)	Code	All Laminate (\$)
Storage cabinets	<i>Lock. 1 tone only. 81" H: 4 adjustable shelves, 1 fixed. 65"-73" H: 3 adjustable shelves, 1 fixed. 57" H: 3 adjustable shelves. 49" H: 2 adjustable shelves.</i>			
	36 x 24 x 81	900 x 600 x 2046	QNN_-243681B	2,846
	36 x 24 x 73	900 x 600 x 1843	QNN_-243673B	2,668
	36 x 24 x 65	900 x 600 x 1640	QNN_-243665B	2,577
	36 x 24 x 57	900 x 600 x 1437	QNN_-243657B	2,401
	36 x 24 x 49	900 x 600 x 1234	QNN_-243649B	2,217
	Specify the accent color (A, S).			

Door options: change N in the code prefix to:
Lexan (L) / Translucent (T) add \$1,256, Metal (M) add \$1,371.

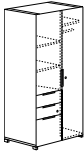
	W x D x H (in)	W x D x H (mm)	Code	All Laminate (\$)
Wardrobe / storage cabinets	<i>Lock. Clothes hanger bar and 1 fixed shelf on wardrobe side 15 5/8" W (399 mm). 81" H: 4 adjustable shelves, 1 fixed. 65"-73" H: 3 adjustable shelves, 1 fixed. 57" H: 3 adjustable shelves. 49" H: 2 adjustable shelves. 1 tone only.</i>			
	36 x 24 x 81	900 x 600 x 2046	QNN_-243681BC	2,668
	36 x 24 x 73	900 x 600 x 1843	QNN_-243673BC	2,577
	36 x 24 x 65	900 x 600 x 1640	QNN_-243665BC	2,491
	36 x 24 x 57	900 x 600 x 1437	QNN_-243657BC	2,314
	36 x 24 x 49	900 x 600 x 1234	QNN_-243649BC	2,135
	Specify the accent color (A, S).			

Door options: change N in the code prefix to:
Lexan (L) / Translucent (T) add \$1,256, Metal (M) add \$1,371.

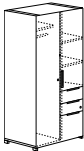
	W x D x H (in)	W x D x H (mm)	Code	All Laminate (\$)
Storage cabinets with lateral file	<i>Lock on file drawers only. Suspension bars. 81" H: 3 adjustable shelves. 65"-73" H: 2 adjustable shelves. 57"-49" H: 1 adjustable shelf. 1 tone only.</i>			
	36 x 24 x 81	900 x 600 x 2046	QNN_-243681LFB	3,344
	36 x 24 x 73	900 x 600 x 1843	QNN_-243673LFB	3,108
	36 x 24 x 65	900 x 600 x 1640	QNN_-243665LFB	2,909
	36 x 24 x 57	900 x 600 x 1437	QNN_-243657LFB	2,676
	36 x 24 x 49	900 x 600 x 1234	QNN_-243649LFB	2,461
	Specify the accent color (A, S).			

Door options: change N in the code prefix to:
Lexan (L) / Translucent (T) add \$885, Metal (M) add \$1,127.

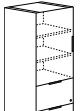


	W x D x H (in)	W x D x H (mm)	Code	All Laminate (\$)
Wardrobe / storage cabinets 	<i>2 box drawers, 1 file drawer with suspension bar. Clothes hanger bar and 1 fixed shelf on wardrobe side 18 3/8" W (468 mm). One lock for drawers and one lock on full-height door. 81" H: 3 adjustable shelves. 65"-73" H: 2 adjustable shelves. 1 tone only.</i>			
	36 x 24 x 81	900 x 600 x 2046	QNN_-243681UFB	3,539
	36 x 24 x 73	900 x 600 x 1843	QNN_-243673UFB	3,322
	36 x 24 x 65	900 x 600 x 1640	QNN_-243665UFB	3,095

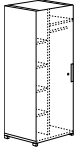
Door options: change N in the code prefix to:
Lexan (L) / Translucent (T) add \$1,047, Metal (M) add \$1,249.

	W x D x H (in)	W x D x H (mm)	Code	All Laminate (\$)
Wardrobe / storage cabinets 	<i>2 box drawers, 1 file drawer with suspension bar. Clothes hanger bar and 1 fixed shelf on wardrobe side 18 3/8" W (468 mm). One lock for drawers and one lock on full-height door. 81" H: 3 adjustable shelves. 65"-73" H: 2 adjustable shelves. 1 tone only.</i>			
	36 x 24 x 81	900 x 600 x 2046	QNN_-243681BUF	3,539
	36 x 24 x 73	900 x 600 x 1843	QNN_-243673BUF	3,322
	36 x 24 x 65	900 x 600 x 1640	QNN_-243665BUF	3,095

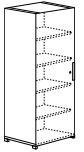
Door options: change N in the code prefix to:
Lexan (L) / Translucent (T) add \$1,047, Metal (M) add \$1,249.

	W x D x H (in)	W x D x H (mm)	Code	All Laminate (\$)
Storage cabinets with lateral file 	<i>One lock for file drawers. Suspension bars. Reversible door. 81" H: 3 adjustable shelves. 65"-73" H: 2 adjustable shelves. 1 tone only.</i>			
	24 x 24 x 81	600 x 600 x 2046	QNN_-242481FB	2,662
	24 x 24 x 73	600 x 600 x 1843	QNN_-242473FB	2,546
	24 x 24 x 65	600 x 600 x 1640	QNN_-242465FB	2,449

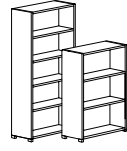
Door options: change N in the code prefix to:
Lexan (L) / Translucent (T) add \$439, Metal (M) add \$554.

	W x D x H (in)	W x D x H (mm)	Code	All Laminate (\$)
Wardrobe / storage cabinets 	<i>Clothes hanger bar and 1 fixed shelf on wardrobe side 9 3/4" W (249 mm). Lock. Reversible door. 81" H: 5 adjustable shelves. 65"-73" H: 4 adjustable shelves. 57" H: 3 adjustable shelves. 49" H: 2 adjustable shelves. 1 tone only.</i>			
	24 x 24 x 81	600 x 600 x 2046	QNN_-242481BC_	2,001
	24 x 24 x 73	600 x 600 x 1843	QNN_-242473BC_	1,910
	24 x 24 x 65	600 x 600 x 1640	QNN_-242465BC_	1,821
	24 x 24 x 57	600 x 600 x 1437	QNN_-242457BC_	1,725
	24 x 24 x 49	600 x 600 x 1234	QNN_-242449BC_	1,635

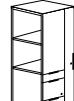
Door options: change N in the code prefix to:
Lexan (L) / Translucent (T) add \$645, Metal (M) add \$805.

	W x D x H (in)	W x D x H (mm)	Code	All Laminate (\$)
Storage cabinets 	<i>Lock. Reversible door. 81" H: 5 adjustable shelves. 65"-73" H: 4 adjustable shelves. 57" H: 3 adjustable shelves. 49" H: 2 adjustable shelves. 1 tone only.</i>			
	24 x 24 x 81	600 x 600 x 2046	QNN_-242481B_	2,001
	24 x 24 x 73	600 x 600 x 1843	QNN_-242473B_	1,910
	24 x 24 x 65	600 x 600 x 1640	QNN_-242465B_	1,821
	24 x 24 x 57	600 x 600 x 1437	QNN_-242457B_	1,725
	24 x 24 x 49	600 x 600 x 1234	QNN_-242449B_	1,635

Door options: change N in the code prefix to:
Lexan (L) / Translucent (T) add \$645, Metal (M) add \$805.


	W x D x H (in)	W x D x H (mm)	Code	All Laminate (\$)
Open bookcases 	<i>81" H: 4 adjustable shelves, 1 fixed at 29" H. 73" H: 3 adjustable shelves, 1 fixed at 29" H. 65" H: 4 adjustable shelves. 57" H: 3 adjustable shelves. 49" H: 2 adjustable shelves. 1 tone only.</i>			
	36 x 15 x 81	900 x 381 x 2046	QNN_-B368116	1,572
	36 x 15 x 73	900 x 381 x 1834	QNN_-B367316	1,475
	36 x 15 x 65	900 x 381 x 1640	QNN_-B366516	1,364
	36 x 15 x 57	900 x 381 x 1437	QNN_-B365716	1,274
	36 x 15 x 49	900 x 381 x 1234	QNN_-B364916	1,176

Specify the accent color (A, S).

	W x D x H (in)	W x D x H (mm)	Code	All Laminate (\$)
Left personal bookcases 	<i>1 box drawer, 2 file drawers with suspension bars. Adjustable shelf 57" H only. Wardrobe with clothes hanger bar 7 1/4" W (187 mm). Lock for the two file drawers. Lock on door. 1 tone only.</i>			
	24 x 24 x 57	600 x 600 x 1437	QNN_-PB242457	3,157
	24 x 24 x 49	600 x 600 x 1234	QNN_-PB242449	3,021

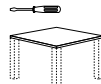
Specify the accent color (A, S).

Door options: change N in the code prefix to:
Lexan (L) / Translucent (T) add \$323, Metal (M) add \$484.

	W x D x H (in)	W x D x H (mm)	Code	All Laminate (\$)
Right personal bookcases 	<i>1 box drawer, 2 file drawers with suspension bars. Adjustable shelf 57" H only. Wardrobe with clothes hanger bar 7 1/4" W (187 mm). Lock for the two file drawers. Lock on door. 1 tone only.</i>			
	24 x 24 x 57	600 x 600 x 1437	QNN_-P242457B	3,157
	24 x 24 x 49	600 x 600 x 1234	QNN_-P242449B	3,021

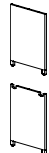
Specify the accent color (A, S).

Door options: change N in the code prefix to:
Lexan (L) / Translucent (T) add \$323, Metal (M) add \$484.


	W x D x H (in)	W x D x H (mm)	Code	All Laminate (\$)	HPL Surfaces (\$)
Tables 	<i>3" square steel legs (carton of 4).</i>				
	48 x 48 x 1 1/2	1200 x 1200 x 38	Q_M_-SQ48	2,217	2,539
	42 x 42 x 1 1/2	1050 x 1050 x 38	Q_M_-SQ42	2,081	2,344

Specify the surface type (5, 6). Specify the accent color (A, S).

Packaged in 2 boxes.

	W x D x H (in)	W x D x H (mm)	Code	All Laminate (\$)	HPL Surfaces (\$)
Additional full-width legs 	<i>Full-width leg without wire access. 1 tone only</i>				
	30 x 1 x 27 1/2	748 x 25 x 698	QNN_-L30	-	217
	24 x 1 x 27 1/2	598 x 25 x 698	QNN_-L24	-	203
	<i>Full-width leg with wiring access. 1 tone only.</i>				
	30 x 1 x 27 1/2	748 x 25 x 698	QNN_-L30D	-	217
	24 x 1 x 27 1/2	598 x 25 x 698	QNN_-L24D	-	203

Specify the accent color (A, S).

	W x D x H (in)	W x D x H (mm)	Code	All Laminate (\$)	HPL Surfaces (\$)
Additional recessed leg 	13 x 1 x 27 1/2	340 x 25 x 698	QNN_-L12	-	168

Specify the accent color (A, S).