

A modern office environment with a large desk, a white office chair, and a window overlooking a city skyline. The text 'LACASSE OFFICE FURNITURE' is overlaid in large, bold, blue letters with a white outline. Below it, in smaller red text, is 'CALL 201-254-0145 | HALF PRICE SALE ON NOW'.

LACASSE OFFICE FURNITURE

CALL 201-254-0145 | HALF PRICE SALE ON NOW

LacasseOfficeFurniture.com 201-254-0145

Groupe Lacasse Half Price Sale On Now

Take Half Off the List Prices in this PDF

Call 201-254-0145 Now

Free Layout & Design Service

Morpheo Series




MORPHEO

EDGE BANDING

Furniture with 1" and 1½" (25 and 38 mm) thick tops.

Furniture with 1½" (38 mm) thick tops.


N Edge



Smooth, 1/16" (1,5 mm) thick edge.

The N edge is matched with the finish specified for the surface.


Textured 1 Edge




Textured, 1/8" (3 mm) thick edge.

The textured 1 and 2 edges are available (and in matching color) ONLY when a ATH, BUC, CCL, CER, ERH, HRG, HZN, RAS, SAH or TOM wood grain finish is specified for the surface.


Textured 2 Edge




HANDLES




A – Arcade




C – Cubic



K – Classic




W – Waterfall

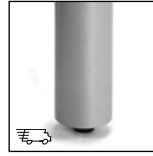


Z – Straight

LEGS



Q – Square



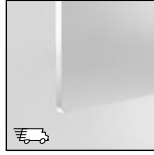
V – Round

ALUMINUM KICKPLATE



M – Anodized Aluminum

MODESTY PANELS / DOOR INSERTS

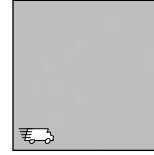


T – Translucent



X – Matrix

ACCENT COLORS



S – Silver



A – Anthracite Grey

Exception: Furniture with doors or aluminum kickplate are available in Silver anodized aluminum only.

CODIFICATION

Series	Options			
	Thickness	Edgebanding	Handles / Legs	Accent color
M	1 Thermofused laminate 1" 2 High-pressure laminate 1" 5 Thermofused laminate 1½" 6 High-pressure laminate 1½"	N Smooth edge 1 Textured edge 2 Textured edge	A Arcade C Cubic K Classic W Waterfall Z Straight Q Square leg V Round leg	A Anthracite Grey S Silver

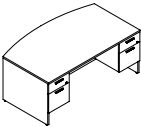
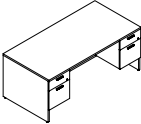
LACASSE QUICKSHIP PROGRAM*

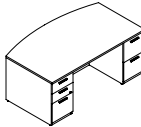
Products and suggested layouts identified by this pictogram are part of the Lacasse quick delivery program.

Please refer to page 3 for complete program details.

* Due to current market conditions, always refer to our Lead-Time Guide for a confirmation of our current Lacasse QuickShip lead-times.



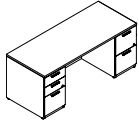
	W x D x H (in)	W x D x H (mm)	Code	All Laminate (\$)	HPL Surfaces (\$)
Double pedestals bow front desks 	2 pedestals with locks. 2 box drawers and 2 file drawers with suspension bars. Pencil tray. Recessed, full-height modesty panel.				
	72 x 42 x 29 7/8	1800 x 1050 x 744	M_N__-F4272FA	2,683	3,136
	66 x 36 x 29 7/8	1650 x 900 x 744	M_N__-F3666FA	2,504	2,926
Aluminum kickplate option: specify M at the end of the code, add \$242.	72 x 42 x 29 7/8	1800 x 1050 x 757	M____-F4272FA	3,015	3,539
	66 x 36 x 29 7/8	1650 x 900 x 757	M____-F3666FA	2,836	3,331
Double pedestal desks 	2 pedestals with locks. 2 box drawers and 2 file drawers with suspension bars. Pencil tray. Recessed, full-height modesty panel.				
	72 x 36 x 29 7/8	1800 x 900 x 744	M_N_-F3672F	2,264	2,716
	66 x 30 x 29 7/8	1650 x 750 x 744	M_N_-F3066F	2,087	2,504
60 x 30 x 29 7/8	1500 x 750 x 744	M_N_-F3060F	2,008	2,393	
Specify the surface type (1, 2). Edge N. Specify the handle code (A, C, K, W, Z). Specify the accent color (A, S).					

	W x D x H (in)	W x D x H (mm)	Code	All Laminate (\$)	HPL Surfaces (\$)
Double pedestal desks (cont'd)	72 x 36 x 29 7/8	1800 x 900 x 757	M____-F3672F	2,594	3,118
	66 x 30 x 29 7/8	1650 x 750 x 757	M____-F3066F	2,418	2,909
Aluminum kickplate option: specify M at the end of the code, add \$242.	60 x 30 x 29 7/8	1500 x 750 x 757	M____-F3060F	2,329	2,797
Specify the surface type (5, 6). Specify the edge (N, 1, 2). Specify the handle code (A, C, K, W, Z). Specify the accent color (A, S).					
Double pedestals bow front desks – low profile 	2 pedestals with locks. 2 box drawers and 3 file drawers with suspension bars. Pencil tray. Recessed, full-height modesty panel.				
	72 x 42 x 29 7/8	1800 x 1050 x 744	M_N_-UF4272FFA	3,216	3,674
	66 x 36 x 29 7/8	1650 x 900 x 744	M_N_-UF3666FFA	3,047	3,466
Specify the surface type (1, 2). Edge N. Specify the handle code (A, C, K, W, Z). Specify the accent color (A, S).					
Aluminum kickplate option: specify M at the end of the code, add \$242.	72 x 42 x 29 7/8	1800 x 1050 x 757	M____-UF4272FFA	3,545	4,071
	66 x 36 x 29 7/8	1650 x 900 x 757	M____-UF3666FFA	3,370	3,853
Specify the surface type (5, 6). Specify the edge (N, 1, 2). Specify the handle code (A, C, K, W, Z). Specify the accent color (A, S).					



All HPL Laminate (\$)
Surfaces (\$)

W x D x H (in)	W x D x H (mm)	Code	All Laminate (\$)	HPL Surfaces (\$)
Double pedestal desks – low profile <i>2 pedestals with locks. 2 box drawers and 3 file drawers with suspension bars. Pencil tray. Recessed, full-height modesty panel.</i>				
72 x 36 x 29 3/8	1800 x 900 x 744	M_N__-UF3672FF	2,797	3,256
66 x 30 x 29 3/8	1650 x 750 x 744	M_N__-UF3066FF	2,627	3,047
60 x 30 x 29 3/8	1500 x 750 x 744	M_N__-UF3060FF	2,531	2,934



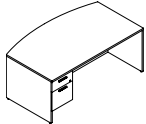
Aluminum kickplate option: specify M at the end of the code, add \$242.

Specify the surface type (1, 2). Edge N. Specify the handle code (A, C, K, W, Z). Specify the accent color (A, S).

72 x 36 x 29 3/8	1800 x 900 x 757	M_____UF3672FF	3,128	3,650
66 x 30 x 29 3/8	1650 x 750 x 757	M_____UF3066FF	2,949	3,433
60 x 30 x 29 3/8	1500 x 750 x 757	M_____UF3060FF	2,860	3,337

Specify the surface type (5, 6). Specify the edge (N, 1, 2). Specify the handle code (A, C, K, W, Z). Specify the accent color (A, S).

Left single pedestals bow front desks



Aluminum kickplate option: specify M at the end of the code, add \$242.

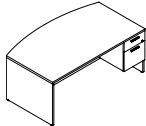
<i>1 pedestal on left with lock. 1 box drawer and 1 file drawer with suspension bar. Pencil tray. Recessed, full-height modesty panel.</i>				
72 x 42 x 29 3/8	1800 x 1050 x 744	M_N_-F4272SA	2,241	2,604
66 x 36 x 29 3/8	1650 x 900 x 744	M_N_-F3666SA	2,062	2,387

Specify the surface type (1, 2). Edge N. Specify the handle code (A, C, K, W, Z). Specify the accent color (A, S).

72 x 42 x 29 3/8	1800 x 900 x 757	M_____F4272SA	2,531	2,957
66 x 36 x 29 3/8	1650 x 750 x 757	M_____F3666SA	2,351	2,749

Specify the surface type (5, 6). Specify the edge (N, 1, 2). Specify the handle code (A, C, K, W, Z). Specify the accent color (A, S).

Right single pedestal bow front desks



Aluminum kickplate option: specify M at the end of the code, add \$242.

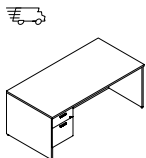
<i>1 pedestal on right with lock. 1 box drawer and 1 file drawer with suspension bar. Pencil tray. Recessed, full-height modesty panel.</i>				
72 x 42 x 29 3/8	1800 x 1050 x 744	M_N_-S4272FA	2,241	2,604
66 x 36 x 29 3/8	1650 x 900 x 744	M_N_-S3666FA	2,062	2,387

Specify the surface type (1, 2). Edge N. Specify the handle code (A, C, K, W, Z). Specify the accent color (A, S).

72 x 42 x 29 3/8	1800 x 900 x 757	M_____S4272FA	2,531	2,957
66 x 36 x 29 3/8	1650 x 750 x 757	M_____S3666FA	2,351	2,749

Specify the surface type (5, 6). Specify the edge (N, 1, 2). Specify the handle code (A, C, K, W, Z). Specify the accent color (A, S).

Left single pedestal desks



Aluminum kickplate option: specify M at the end of the code, add \$242.

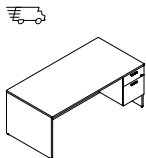
<i>1 pedestal on left with lock. 1 box drawer and 1 file drawer with suspension bar. Pencil tray. Recessed, full-height modesty panel.</i>				
72 x 36 x 29 3/8	1800 x 900 x 744	M_N_-F3672S	1,821	2,184
66 x 30 x 29 3/8	1650 x 750 x 744	M_N_-F3066S	1,640	1,967
60 x 30 x 29 3/8	1500 x 750 x 744	M_N_-F3060S	1,557	1,869

Specify the surface type (1, 2). Edge N. Specify the handle code (A, C, K, W, Z). Specify the accent color (A, S).

72 x 36 x 29 3/8	1800 x 900 x 757	M_____F3672S	2,111	2,539
66 x 30 x 29 3/8	1650 x 750 x 757	M_____F3066S	1,934	2,329
60 x 30 x 29 3/8	1500 x 750 x 757	M_____F3060S	1,863	2,231

Specify the surface type (5, 6). Specify the edge (N, 1, 2). Specify the handle code (A, C, K, W, Z). Specify the accent color (A, S).

Right single pedestal desks



Aluminum kickplate option: specify M at the end of the code, add \$242.

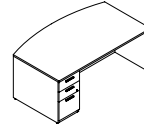
<i>1 pedestal on right with lock. 1 box drawer and 1 file drawer with suspension bar. Pencil tray. Recessed, full-height modesty panel.</i>				
72 x 36 x 29 3/8	1800 x 900 x 744	M_N_-S3672F	1,821	2,184
66 x 30 x 29 3/8	1650 x 750 x 744	M_N_-S3066F	1,640	1,967
60 x 30 x 29 3/8	1500 x 750 x 744	M_N_-S3060F	1,557	1,869

Specify the surface type (1, 2). Edge N. Specify the handle code (A, C, K, W, Z). Specify the accent color (A, S).

72 x 36 x 29 3/8	1800 x 900 x 757	M_____S3672F	2,111	2,539
66 x 30 x 29 3/8	1650 x 750 x 757	M_____S3066F	1,934	2,329
60 x 30 x 29 3/8	1500 x 750 x 757	M_____S3060F	1,863	2,231

Specify the surface type (5, 6). Specify the edge (N, 1, 2). Specify the handle code (A, C, K, W, Z). Specify the accent color (A, S).

Left single pedestals bow front desks – low profile



Aluminum kickplate option: specify M at the end of the code, add \$242.

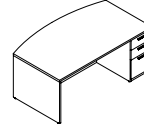
W x D x H (in)	W x D x H (mm)	Code	All Laminate (\$)	HPL Surfaces (\$)
<i>1 pedestal on left with lock. 2 box drawers and 1 file drawer with suspension bar. Pencil tray. Recessed, full-height modesty panel.</i>				
72 x 42 x 29 3/8	1800 x 1050 x 744	M_N__-UF4272SA	2,504	2,878
66 x 36 x 29 3/8	1650 x 900 x 744	M_N__-UF3666SA	2,329	2,662

Specify the surface type (1, 2). Edge N. Specify the handle code (A, C, K, W, Z). Specify the accent color (A, S).

72 x 42 x 29 3/8	1800 x 1050 x 757	M_____UF4272SA	2,797	3,227
66 x 36 x 29 3/8	1650 x 900 x 757	M_____UF3666SA	2,627	3,015

Specify the surface type (5, 6). Specify the edge (N, 1, 2). Specify the handle code (A, C, K, W, Z). Specify the accent color (A, S).

Right single pedestal bow front desks – low profile



Aluminum kickplate option: specify M at the end of the code, add \$242.

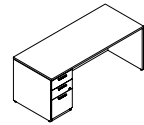
<i>1 pedestal on right with lock. 2 box drawers and 1 file drawer with suspension bar. Pencil tray. Recessed, full-height modesty panel.</i>				
72 x 42 x 29 3/8	1800 x 1050 x 744	M_N__-S4272UFA	2,504	2,878
66 x 36 x 29 3/8	1650 x 900 x 744	M_N__-S3666UFA	2,329	2,662

Specify the surface type (1, 2). Edge N. Specify the handle code (A, C, K, W, Z). Specify the accent color (A, S).

72 x 42 x 29 3/8	1800 x 1050 x 757	M_____S4272UFA	2,797	3,227
66 x 36 x 29 3/8	1650 x 900 x 757	M_____S3666UFA	2,627	3,015

Specify the surface type (5, 6). Specify the edge (N, 1, 2). Specify the handle code (A, C, K, W, Z). Specify the accent color (A, S).

Left single pedestal desks – low profile



Aluminum kickplate option: specify M at the end of the code, add \$242.

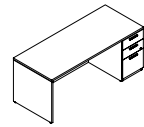
<i>1 pedestal on left with lock. 2 box drawers and 1 file drawer with suspension bar. Pencil tray. Recessed, full-height modesty panel.</i>				
72 x 36 x 29 3/8	1800 x 900 x 744	M_N__-UF3672S	2,087	2,461
66 x 30 x 29 3/8	1650 x 750 x 744	M_N__-UF3066S	1,910	2,241
60 x 30 x 29 3/8	1500 x 750 x 744	M_N__-UF3060S	1,821	2,129

Specify the surface type (1, 2). Edge N. Specify the handle code (A, C, K, W, Z). Specify the accent color (A, S).

72 x 36 x 29 3/8	1800 x 900 x 757	M_____UF3672S	2,376	2,805
66 x 30 x 29 3/8	1650 x 750 x 757	M_____UF3066S	2,210	2,594
60 x 30 x 29 3/8	1500 x 750 x 757	M_____UF3060S	2,118	2,497

Specify the surface type (5, 6). Specify the edge (N, 1, 2). Specify the handle code (A, C, K, W, Z). Specify the accent color (A, S).

Right single pedestal desks – low profile



Aluminum kickplate option: specify M at the end of the code, add \$242.

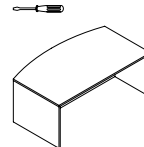
<i>1 pedestal on right with lock. 2 box drawers and 1 file drawer with suspension bar. Pencil tray. Recessed, full-height modesty panel.</i>				
72 x 36 x 29 3/8	1800 x 900 x 744	M_N__-S3672UF	2,087	2,461
66 x 30 x 29 3/8	1650 x 750 x 744	M_N__-S3066UF	1,910	2,241
60 x 30 x 29 3/8	1500 x 750 x 744	M_N__-S3060UF	1,821	2,129

Specify the surface type (1, 2). Edge N. Specify the handle code (A, C, K, W, Z). Specify the accent color (A, S).

72 x 36 x 29 3/8	1800 x 900 x 757	M_____S3672UF	2,376	2,805
66 x 30 x 29 3/8	1650 x 750 x 757	M_____S3066UF	2,210	2,594
60 x 30 x 29 3/8	1500 x 750 x 757	M_____S3060UF	2,118	2,497

Specify the surface type (5, 6). Specify the edge (N, 1, 2). Specify the handle code (A, C, K, W, Z). Specify the accent color (A, S).

Bow front desk shells



Aluminum kickplate option: specify M at the end of the code, add \$242.

<i>Recessed, full-height modesty panel. Can accommodate 1 or 2 pedestals.</i>				
72 x 42 x 29 3/8	1800 x 1050 x 744	M_NNN-TDM4272A	1,702	2,175
66 x 36 x 29 3/8	1650 x 900 x 744	M_NNN-TDM3666A	1,530	2,014

Specify the surface type (1, 2). Edge N.

72 x 42 x 29 3/8	1800 x 1050 x 757	M_NNN-TDM4272A	1,877	2,433
66 x 36 x 29 3/8	1650 x 900 x 757	M_NNN-TDM3666A	1,709	2,264

Specify the surface type (5, 6). Specify the edge (N, 1, 2).



W x D x H (in)	W x D x H (mm)	Code	All Laminate (\$)	HPL Surfaces (\$)
Rectangular desk shells				
<i>Recessed, full-height modesty panel. Can accommodate 1 or 2 pedestals.</i>				
72 x 36 x 29 ³ / ₈	1800 x 900 x 744	M_NNN-TDM3672	1,201	1,676
66 x 30 x 29 ³ / ₈	1650 x 750 x 744	M_NNN-TDM3066	1,065	1,490
60 x 30 x 29 ³ / ₈	1500 x 750 x 744	M_NNN-TDM3060	1,021	1,434

Aluminum kickplate option: specify M at the end of the code, add \$242.

Left corner desks

W x D x H (in)	W x D x H (mm)	Code	All Laminate (\$)	HPL Surfaces (\$)
<i>Recessed, full-height modesty panel. Can accommodate 1 pedestal. 1 grommet.</i>				
72 x 48 x 29 ³ / ₈	1800 x 1200 x 744	M_NN-CDM724818	1,475	2,217
66 x 48 x 29 ³ / ₈	1650 x 1200 x 744	M_NN-CDM664818	1,384	2,081

Aluminum kickplate option: specify M at the end of the code, add \$242.

Right corner desks

W x D x H (in)	W x D x H (mm)	Code	All Laminate (\$)	HPL Surfaces (\$)
<i>Recessed, full-height modesty panel. Can accommodate 1 pedestal. 1 grommet.</i>				
72 x 48 x 29 ³ / ₈	1800 x 1200 x 744	M_NN-CDM184872	1,475	2,217
66 x 48 x 29 ³ / ₈	1650 x 1200 x 744	M_NN-CDM184866	1,384	2,081

Aluminum kickplate option: specify M at the end of the code, add \$242.

Rectangular tables

W x D x H (in)	W x D x H (mm)	Code	All Laminate (\$)	HPL Surfaces (\$)
<i>2 steel legs. 1 grommet.</i>				
72 x 36 x 29 ³ / ₈	1800 x 900 x 744	M_N--RT3672	1,182	1,660
72 x 30 x 29 ³ / ₈	1800 x 750 x 744	M_N--RT3072	1,114	1,578
66 x 30 x 29 ³ / ₈	1650 x 750 x 744	M_N--RT3066	1,080	1,518
60 x 30 x 29 ³ / ₈	1500 x 750 x 744	M_N--RT3060	1,054	1,482

Packaged in 2 boxes.

72 x 36 x 29 ³ / ₈	1800 x 900 x 757	M_---RT3672	1,506	2,111
72 x 30 x 29 ³ / ₈	1800 x 750 x 757	M_---RT3072	1,445	2,014
66 x 30 x 29 ³ / ₈	1650 x 750 x 757	M_---RT3066	1,384	1,934
60 x 30 x 29 ³ / ₈	1500 x 750 x 757	M_---RT3060	1,335	1,882

Specify the surface type (5, 6). Specify the edge (N, 1, 2). Specify the leg code (Q, V). Specify the accent color (A, S).



W x D x H (in)	W x D x H (mm)	Code	All Laminate (\$)	HPL Surfaces (\$)
Rectangular tables with laminate modesty panel				
<i>Reversible. Half-height laminate modesty panel. 2 steel legs. 1 grommet.</i>				
72 x 36 x 29 ³ / ₈	1800 x 900 x 744	M_N--RTM3672	1,242	1,716
72 x 30 x 29 ³ / ₈	1800 x 750 x 744	M_N--RTM3072	1,193	1,628
66 x 30 x 29 ³ / ₈	1650 x 750 x 744	M_N--RTM3066	1,138	1,578
60 x 30 x 29 ³ / ₈	1500 x 750 x 744	M_N--RTM3060	1,114	1,530

Packaged in 2 boxes.

72 x 36 x 29 ³ / ₈	1800 x 900 x 757	M_---RTM3672	1,578	2,175
72 x 30 x 29 ³ / ₈	1800 x 750 x 757	M_---RTM3072	1,490	2,062
66 x 30 x 29 ³ / ₈	1650 x 750 x 757	M_---RTM3066	1,445	1,983
60 x 30 x 29 ³ / ₈	1500 x 750 x 757	M_---RTM3060	1,395	1,934

Specify the surface type (5, 6). Specify the edge (N, 1, 2). Specify the leg code (Q, V). Specify the accent color (A, S).

Rainbow tables

W x D x H (in)	W x D x H (mm)	Code	All Laminate (\$)	HPL Surfaces (\$)
<i>4 steel legs.</i>				
72 x 36 x 29 ³ / ₈	1800 x 900 x 744	M_N--RBT3672	1,467	2,057
66 x 36 x 29 ³ / ₈	1650 x 900 x 744	M_N--RBT3666	1,282	1,798
60 x 30 x 29 ³ / ₈	1500 x 750 x 744	M_N--RBT3060	1,225	1,660

Packaged in 2 boxes.

72 x 36 x 29 ³ / ₈	1800 x 900 x 757	M_---RBT3672	1,605	2,241
66 x 36 x 29 ³ / ₈	1650 x 900 x 757	M_---RBT3666	1,538	2,167
60 x 30 x 29 ³ / ₈	1500 x 750 x 757	M_---RBT3060	1,445	1,942

Specify the surface type (5, 6). Specify the edge (N, 1, 2). Specify the leg code (Q, V). Specify the accent color (A, S).

Rainbow tables with modesty panel

W x D x H (in)	W x D x H (mm)	Code	All Laminate (\$)	HPL Surfaces (\$)
<i>Half-height laminate modesty panel. 4 steel legs.</i>				
72 x 36 x 29 ³ / ₈	1800 x 900 x 744	M_N--RBTM3672	1,732	2,322
66 x 36 x 29 ³ / ₈	1650 x 900 x 744	M_N--RBTM3666	1,538	2,062
60 x 30 x 29 ³ / ₈	1500 x 750 x 744	M_N--RBTM3060	1,490	1,926

Modesty panel options, change M to: T Translucent, add \$402; X Matrix, add \$645. Packaged in 2 boxes.

72 x 36 x 29 ³ / ₈	1800 x 900 x 757	M_---RBTM3672	1,869	2,504
66 x 36 x 29 ³ / ₈	1650 x 900 x 757	M_---RBTM3666	1,814	2,433
60 x 30 x 29 ³ / ₈	1500 x 750 x 757	M_---RBTM3060	1,709	2,217

Specify the surface type (5, 6). Specify the edge (N, 1, 2). Specify the leg code (Q, V). Specify the accent color (A, S).

Left ellipse tables

W x D x H (in)	W x D x H (mm)	Code	All Laminate (\$)	HPL Surfaces (\$)
<i>2 steel legs. 1 grommet.</i>				
72 x 48 x 29 ³ / ₈	1800 x 1200 x 744	M_N--CT724818	1,772	2,491
66 x 48 x 29 ³ / ₈	1650 x 1200 x 744	M_N--CT664818	1,732	2,425
60 x 48 x 29 ³ / ₈	1500 x 1200 x 744	M_N--CT604818	1,684	2,362


Packaged in 2 boxes.

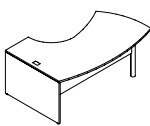
72 x 48 x 29 ³ / ₈	1800 x 1200 x 757	M_---CT724818	2,175	3,053
66 x 48 x 29 ³ / ₈	1650 x 1200 x 757	M_---CT664818	2,106	2,949
60 x 48 x 29 ³ / ₈	1500 x 1200 x 757	M_---CT604818	2,038	2,853

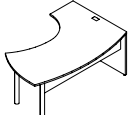
Specify the surface type (5, 6). Specify the edge (N, 1, 2). Specify the leg code (Q, V). Specify the accent color (A, S).

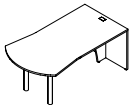


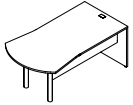
All Laminate (\$)
HPL Surfaces (\$)

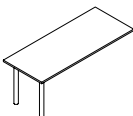
	W x D x H (in)	W x D x H (mm)	Code	All Laminate (\$)	HPL Surfaces (\$)
Right ellipse tables	<i>2 steel legs. 1 grommet.</i>				
	72 x 48 x 29 ³ / ₈	1800 x 1200 x 744	M_N__-CT184872	1,772	2,491
	66 x 48 x 29 ³ / ₈	1650 x 1200 x 744	M_N__-CT184866	1,732	2,425
	60 x 48 x 29 ³ / ₈	1500 x 1200 x 744	M_N__-CT184860	1,684	2,362
	Specify the surface type (1, 2). Edge N. Specify the leg code (Q, V). Specify the accent color (A, S).				
	72 x 48 x 29 ³ / ₈	1800 x 1200 x 757	M____-CT184872	2,175	3,053
	66 x 48 x 29 ³ / ₈	1650 x 1200 x 757	M____-CT184866	2,106	2,949
	60 x 48 x 29 ³ / ₈	1500 x 1200 x 757	M____-CT184860	2,038	2,853
	Specify the surface type (5, 6). Specify the edge (N, 1, 2). Specify the leg code (Q, V). Specify the accent color (A, S).				

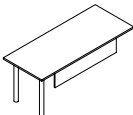
	W x D x H (in)	W x D x H (mm)	Code	All Laminate (\$)	HPL Surfaces (\$)
Left ellipse tables with laminate modesty panel	<i>Half-height laminate modesty panel. 2 steel legs. 1 grommet.</i>				
	72 x 48 x 29 ³ / ₈	1800 x 1200 x 744	M_N__-CTM724818	1,869	2,571
	66 x 48 x 29 ³ / ₈	1650 x 1200 x 744	M_N__-CTM664818	1,821	2,514
	60 x 48 x 29 ³ / ₈	1500 x 1200 x 744	M_N__-CTM604818	1,772	2,461
	Specify the surface type (1, 2). Edge N. Specify the leg code (Q, V). Specify the accent color (A, S).				
	72 x 48 x 29 ³ / ₈	1800 x 1200 x 757	M____-CTM724818	2,264	3,136
	66 x 48 x 29 ³ / ₈	1650 x 1200 x 757	M____-CTM664818	2,191	3,047
	60 x 48 x 29 ³ / ₈	1500 x 1200 x 757	M____-CTM604818	2,118	2,943
	Specify the surface type (5, 6). Specify the edge (N, 1, 2). Specify the leg code (Q, V). Specify the accent color (A, S).				

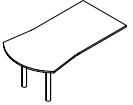
	W x D x H (in)	W x D x H (mm)	Code	All Laminate (\$)	HPL Surfaces (\$)
Right ellipse tables with laminate modesty panel	<i>Half-height laminate modesty panel. 2 steel legs. 1 grommet.</i>				
	72 x 48 x 29 ³ / ₈	1800 x 1200 x 744	M_N__-CTM184872	1,869	2,571
	66 x 48 x 29 ³ / ₈	1650 x 1200 x 744	M_N__-CTM184866	1,821	2,514
	60 x 48 x 29 ³ / ₈	1500 x 1200 x 744	M_N__-CTM184860	1,772	2,461
	Specify the surface type (1, 2). Edge N. Specify the leg code (Q, V). Specify the accent color (A, S).				
	72 x 48 x 29 ³ / ₈	1800 x 1200 x 757	M____-CTM184872	2,264	3,136
	66 x 48 x 29 ³ / ₈	1650 x 1200 x 757	M____-CTM184866	2,191	3,047
	60 x 48 x 29 ³ / ₈	1500 x 1200 x 757	M____-CTM184860	2,118	2,943
	Specify the surface type (5, 6). Specify the edge (N, 1, 2). Specify the leg code (Q, V). Specify the accent color (A, S).				

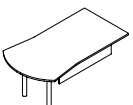
	W x D x H (in)	W x D x H (mm)	Code	All Laminate (\$)	HPL Surfaces (\$)
Y-shape tables	<i>2 steel legs. 1 grommet.</i>				
	72 x 42 x 29 ³ / ₈	1800 x 1050 x 744	M_N__-YT3672	1,384	1,942
	66 x 42 x 29 ³ / ₈	1650 x 1050 x 744	M_N__-YT3666	1,345	1,892
	60 x 42 x 29 ³ / ₈	1500 x 1050 x 744	M_N__-YT3660	1,317	1,847
	Specify the surface type (1, 2). Edge N. Specify the leg code (Q, V). Specify the accent color (A, S).				
	72 x 42 x 29 ³ / ₈	1800 x 1050 x 757	M____-YT3672	1,772	2,491
	66 x 42 x 29 ³ / ₈	1650 x 1050 x 757	M____-YT3666	1,725	2,418
	60 x 42 x 29 ³ / ₈	1500 x 1050 x 757	M____-YT3660	1,669	2,344
	Specify the surface type (5, 6). Specify the edge (N, 1, 2). Specify the leg code (Q, V). Specify the accent color (A, S).				

	W x D x H (in)	W x D x H (mm)	Code	All Laminate (\$)	HPL Surfaces (\$)
Y-shape tables with modesty panel	<i>Reversible. Half-height laminate modesty panel. 2 steel legs. 1 grommet.</i>				
	72 x 42 x 29 ³ / ₈	1800 x 1050 x 744	M_N__-YTM3672	1,459	2,022
	66 x 42 x 29 ³ / ₈	1650 x 1050 x 744	M_N__-YTM3666	1,426	1,959
	60 x 42 x 29 ³ / ₈	1500 x 1050 x 744	M_N__-YTM3660	1,384	1,918
	Specify the surface type (1, 2). Edge N. Specify the leg code (Q, V). Specify the accent color (A, S).				
	72 x 42 x 29 ³ / ₈	1800 x 1050 x 757	M____-YTM3672	1,847	2,551
	66 x 42 x 29 ³ / ₈	1650 x 1050 x 757	M____-YTM3666	1,798	2,491
	60 x 42 x 29 ³ / ₈	1500 x 1050 x 757	M____-YTM3660	1,738	2,418
	Specify the surface type (5, 6). Specify the edge (N, 1, 2). Specify the leg code (Q, V). Specify the accent color (A, S).				

	W x D x H (in)	W x D x H (mm)	Code	All Laminate (\$)	HPL Surfaces (\$)
Rectangular surfaces	<i>2 steel legs. Reinforcement bar included with 60" long surfaces (1" thick top only).</i>				
	72 x 36 x 29 ³ / ₈	1800 x 900 x 744	M_N__-RS3672	1,161	1,538
	72 x 30 x 29 ³ / ₈	1800 x 750 x 744	M_N__-RS3072	993	1,322
	66 x 30 x 29 ³ / ₈	1650 x 750 x 744	M_N__-RS3066	926	1,274
	60 x 30 x 29 ³ / ₈	1500 x 750 x 744	M_N__-RS3060	885	1,225
	Specify the surface type (1, 2). Edge N. Specify the leg code (Q, V). Specify the accent color (A, S).				
	72 x 36 x 29 ³ / ₈	1800 x 900 x 757	M____-RS3672	1,242	1,738
	72 x 30 x 29 ³ / ₈	1800 x 750 x 757	M____-RS3072	1,161	1,612
	66 x 30 x 29 ³ / ₈	1650 x 750 x 757	M____-RS3066	1,127	1,585
	60 x 30 x 29 ³ / ₈	1500 x 750 x 757	M____-RS3060	1,080	1,518
	Specify the surface type (5, 6). Specify the edge (N, 1, 2). Specify the leg code (Q, V). Specify the accent color (A, S).				

	W x D x H (in)	W x D x H (mm)	Code	All Laminate (\$)	HPL Surfaces (\$)
Rectangular surfaces with modesty panel	<i>Reversible. Half-height laminate modesty panel. 2 steel legs. Reinforcement bar included with 60" long surfaces (1" thick top only).</i>				
	72 x 36 x 29 ³ / ₈	1800 x 900 x 744	M_N__-RSM3672	1,426	1,814
	72 x 30 x 29 ³ / ₈	1800 x 750 x 744	M_N__-RSM3072	1,249	1,597
	66 x 30 x 29 ³ / ₈	1650 x 750 x 744	M_N__-RSM3066	1,211	1,538
	60 x 30 x 29 ³ / ₈	1500 x 750 x 744	M_N__-RSM3060	1,169	1,499
	Specify the surface type (1, 2). Edge N. Specify the leg code (Q, V). Specify the accent color (A, S).				
	72 x 36 x 29 ³ / ₈	1800 x 900 x 757	M____-RSM3672	1,506	2,014
	72 x 30 x 29 ³ / ₈	1800 x 750 x 757	M____-RSM3072	1,426	1,877
	66 x 30 x 29 ³ / ₈	1650 x 750 x 757	M____-RSM3066	1,395	1,847
	60 x 30 x 29 ³ / ₈	1500 x 750 x 757	M____-RSM3060	1,345	1,786
	Specify the surface type (5, 6). Specify the edge (N, 1, 2). Specify the leg code (Q, V). Specify the accent color (A, S).				

	W x D x H (in)	W x D x H (mm)	Code	All Laminate (\$)	HPL Surfaces (\$)
Y-shape surfaces	<i>2 steel legs.</i>				
	72 x 42 x 29 ³ / ₈	1800 x 1050 x 744	M_N__-YS3672	1,201	1,814
	66 x 42 x 29 ³ / ₈	1650 x 1050 x 744	M_N__-YS3666	1,033	1,452
	60 x 42 x 29 ³ / ₈	1500 x 1050 x 744	M_N__-YS3660	998	1,395
	Specify the surface type (1, 2). Edge N. Specify the leg code (Q, V). Specify the accent color (A, S).				
	72 x 42 x 29 ³ / ₈	1800 x 1050 x 757	M____-YS3672	1,459	2,047
	66 x 42 x 29 ³ / ₈	1650 x 1050 x 757	M____-YS3666	1,402	1,967
	60 x 42 x 29 ³ / ₈	1500 x 1050 x 757	M____-YS3660	1,345	1,892
	Specify the surface type (5, 6). Specify the edge (N, 1, 2). Specify the leg code (Q, V). Specify the accent color (A, S).				

	W x D x H (in)	W x D x H (mm)	Code	All Laminate (\$)	HPL Surfaces (\$)
Y-shape surfaces with modesty panel	<i>Reversible. Half-height laminate modesty panel. 2 steel legs.</i>				
	72 x 42 x 29 ³ / ₈	1800 x 1050 x 744	M_N__-YSM3672	1,467	2,081
	66 x 42 x 29 ³ / ₈	1650 x 1050 x 744	M_N__-YSM3666	1,298	1,716
	60 x 42 x 29 ³ / ₈	1500 x 1050 x 744	M_N__-YSM3660	1,264	1,660
	Specify the surface type (1, 2). Edge N. Specify the leg code (Q, V). Specify the accent color (A, S).				
	72 x 42 x 29 ³ / ₈	1800 x 1050 x 757	M____-YSM3672	1,725	2,314
	66 x 42 x 29 ³ / ₈	1650 x 1050 x 757	M____-YSM3666	1,669	2,241
	60 x 42 x 29 ³ / ₈	1500 x 1050 x 757	M____-YSM3660	1,621	2,161
	Specify the surface type (5, 6). Specify the edge (N, 1, 2). Specify the leg code (Q, V). Specify the accent color (A, S).				



All Laminate (\$)
HPL Surfaces (\$)

W x D x H (in)	W x D x H (mm)	Code	All Laminate (\$)	HPL Surfaces (\$)
Left boomerang surfaces				
<i>2 steel legs.</i>				
72 x 42 x 29 ³ / ₈	1800 x 1050 x 744	M_N__-BGS3672	1,169	1,766
66 x 42 x 29 ³ / ₈	1650 x 1050 x 744	M_N__-BGS3666	998	1,395
60 x 42 x 29 ³ / ₈	1500 x 1050 x 744	M_N__-BGS3660	960	1,345



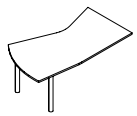
Packaged in 2 boxes.

Specify the surface type (1, 2). Edge N. Specify the leg code (Q, V).
Specify the accent color (A, S).

72 x 42 x 29 ³ / ₈	1800 x 1050 x 757	M___-BGS3672	1,384	1,942
66 x 42 x 29 ³ / ₈	1650 x 1050 x 757	M___-BGS3666	1,329	1,869
60 x 42 x 29 ³ / ₈	1500 x 1050 x 757	M___-BGS3660	1,282	1,798

Specify the surface type (5, 6). Specify the edge (N, 1, 2). Specify the leg code (Q, V).
Specify the accent color (A, S).

Right boomerang surfaces



Packaged in 2 boxes.

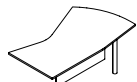
<i>2 steel legs.</i>				
72 x 42 x 29 ³ / ₈	1800 x 1050 x 744	M_N__-3672BGS	1,169	1,766
66 x 42 x 29 ³ / ₈	1650 x 1050 x 744	M_N__-3666BGS	998	1,395
60 x 42 x 29 ³ / ₈	1500 x 1050 x 744	M_N__-3660BGS	960	1,345

Specify the surface type (1, 2). Edge N. Specify the leg code (Q, V).
Specify the accent color (A, S).

72 x 42 x 29 ³ / ₈	1800 x 1050 x 757	M___-3672BGS	1,384	1,942
66 x 42 x 29 ³ / ₈	1650 x 1050 x 757	M___-3666BGS	1,329	1,869
60 x 42 x 29 ³ / ₈	1500 x 1050 x 757	M___-3660BGS	1,282	1,798

Specify the surface type (5, 6). Specify the edge (N, 1, 2). Specify the leg code (Q, V).
Specify the accent color (A, S).

Left boomerang surfaces with modesty panel



Modesty panel options, change M to:
T Translucent, add \$402;
X Matrix, add \$645.
Packaged in 2 boxes.

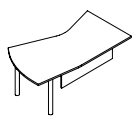
<i>Half-height laminate modesty panel. 2 steel legs.</i>				
72 x 42 x 29 ³ / ₈	1800 x 1050 x 744	M_N__-BGS3672	1,434	2,038
66 x 42 x 29 ³ / ₈	1650 x 1050 x 744	M_N__-BGS3666	1,264	1,660
60 x 42 x 29 ³ / ₈	1500 x 1050 x 744	M_N__-BGS3660	1,225	1,621

Specify the surface type (1, 2). Edge N. Specify the leg code (Q, V).
Specify the accent color (A, S).

72 x 42 x 29 ³ / ₈	1800 x 1050 x 757	M___-BGS3672	1,654	2,217
66 x 42 x 29 ³ / ₈	1650 x 1050 x 757	M___-BGS3666	1,605	2,129
60 x 42 x 29 ³ / ₈	1500 x 1050 x 757	M___-BGS3660	1,538	2,062

Specify the surface type (5, 6). Specify the edge (N, 1, 2). Specify the leg code (Q, V).
Specify the accent color (A, S).

Right boomerang surfaces with modesty panel



Modesty panel options, change M to:
T Translucent, add \$402;
X Matrix, add \$645.
Packaged in 2 boxes.

<i>Half-height laminate modesty panel. 2 steel legs.</i>				
72 x 42 x 29 ³ / ₈	1800 x 1050 x 744	M_N__-3672BGS	1,434	2,038
66 x 42 x 29 ³ / ₈	1650 x 1050 x 744	M_N__-3666BGS	1,264	1,660
60 x 42 x 29 ³ / ₈	1500 x 1050 x 744	M_N__-3660BGS	1,225	1,621

Specify the surface type (1, 2). Edge N. Specify the leg code (Q, V).
Specify the accent color (A, S).

72 x 42 x 29 ³ / ₈	1800 x 1050 x 757	M___-3672BGS	1,654	2,217
66 x 42 x 29 ³ / ₈	1650 x 1050 x 757	M___-3666BGS	1,605	2,129
60 x 42 x 29 ³ / ₈	1500 x 1050 x 757	M___-3660BGS	1,538	2,062

Specify the surface type (5, 6). Specify the edge (N, 1, 2). Specify the leg code (Q, V).
Specify the accent color (A, S).



All Laminate (\$)
HPL Surfaces (\$)

W x D x H (in)	W x D x H (mm)	Code	All Laminate (\$)	HPL Surfaces (\$)
Left conference extensions				
<i>1 steel leg. 1 grommet.</i>				
48 x 48 x 29 ³ / ₈	1200 x 1200 x 744	M_N__-CE484824	1,041	1,264
48 x 42 x 29 ³ / ₈	1200 x 1050 x 744	M_N__-CE424824	1,015	1,211
48 x 36 x 29 ³ / ₈	1200 x 900 x 744	M_N__-CE364824	984	1,176
42 x 42 x 29 ³ / ₈	1050 x 1050 x 744	M_N__-CE424224	960	1,161
42 x 36 x 29 ³ / ₈	1050 x 900 x 744	M_N__-CE364224	951	1,114
36 x 36 x 29 ³ / ₈	900 x 900 x 744	M_N__-CE363624	912	1,047



Packaged in 2 boxes.

Specify the surface type (1, 2). Edge N. Specify the leg code (Q, V).
Specify the accent color (A, S).

48 x 48 x 29 ³ / ₈	1200 x 1200 x 757	M___-CE484824	1,289	1,482
48 x 42 x 29 ³ / ₈	1200 x 1050 x 757	M___-CE424824	1,232	1,402
48 x 36 x 29 ³ / ₈	1200 x 900 x 757	M___-CE364824	1,201	1,371
42 x 42 x 29 ³ / ₈	1050 x 1050 x 757	M___-CE424224	1,182	1,329
42 x 36 x 29 ³ / ₈	1050 x 900 x 757	M___-CE364224	1,138	1,264
36 x 36 x 29 ³ / ₈	900 x 900 x 757	M___-CE363624	1,071	1,193

Specify the surface type (5, 6). Specify the edge (N, 1, 2). Specify the leg code (Q, V).
Specify the accent color (A, S).

Right conference extensions



Packaged in 2 boxes.

<i>1 steel leg. 1 grommet.</i>				
48 x 48 x 29 ³ / ₈	1200 x 1200 x 744	M_N__-CE244848	1,041	1,264
48 x 42 x 29 ³ / ₈	1200 x 1050 x 744	M_N__-CE244842	1,015	1,211
48 x 36 x 29 ³ / ₈	1200 x 900 x 744	M_N__-CE244836	984	1,176
42 x 42 x 29 ³ / ₈	1050 x 1050 x 744	M_N__-CE244242	960	1,161
42 x 36 x 29 ³ / ₈	1050 x 900 x 744	M_N__-CE244236	951	1,114
36 x 36 x 29 ³ / ₈	900 x 900 x 744	M_N__-CE243636	912	1,047

Specify the surface type (1, 2). Edge N. Specify the leg code (Q, V).
Specify the accent color (A, S).

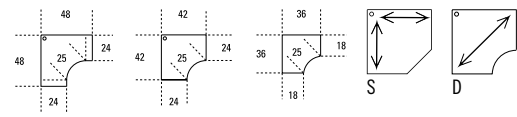
48 x 48 x 29 ³ / ₈	1200 x 1200 x 757	M___-CE244848	1,289	1,482
48 x 42 x 29 ³ / ₈	1200 x 1050 x 757	M___-CE244842	1,232	1,402
48 x 36 x 29 ³ / ₈	1200 x 900 x 757	M___-CE244836	1,201	1,371
42 x 42 x 29 ³ / ₈	1050 x 1050 x 757	M___-CE244242	1,182	1,329
42 x 36 x 29 ³ / ₈	1050 x 900 x 757	M___-CE244236	1,138	1,264
36 x 36 x 29 ³ / ₈	900 x 900 x 757	M___-CE243636	1,071	1,193

Specify the surface type (5, 6). Specify the edge (N, 1, 2). Specify the leg code (Q, V).
Specify the accent color (A, S).

Corner modules



Full-height modesty panel. 1 grommet.



48 x 48 x 29 ³ / ₈	1200 x 1200 x 744	M_NN__-CM4824S	1,242	1,738
42 x 42 x 29 ³ / ₈	1050 x 1050 x 744	M_NN__-CM4224S	1,080	1,525
36 x 36 x 29 ³ / ₈	900 x 900 x 744	M_NN__-CM3618S	1,065	1,490

Specify the surface type (1, 2). Edge N. Specify the accent color (A, S).
Diagonal wood grain: change S to D, add 10% to the price.

48 x 48 x 29 ³ / ₈	1200 x 1200 x 757	M_NN__-CM4824S	1,506	2,111
42 x 42 x 29 ³ / ₈	1050 x 1050 x 757	M_NN__-CM4224S	1,355	1,910
36 x 36 x 29 ³ / ₈	900 x 900 x 757	M_NN__-CM3618S	1,249	1,749

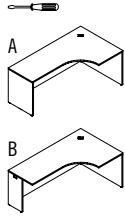
Specify the surface type (5, 6). Specify the edge (N, 1, 2). Specify the accent color (A, S).
Diagonal wood grain: change S to D, add 10% to the price.



All Laminate (\$)
HPL Surfaces (\$)

W x D x H (in) W x D x H (mm) Code

Left extended corner modules – 24" D



Full-height modesty panel. 1 grommet.

Surface	R1	R2
72"/48"	28 7/8"	5 1/4"
66"/48"	23"	5 1/4"
60"/48"	17 1/16"	5 1/4"
72"/42"	28 7/8"	0"
66"/42"	23"	0"
60"/42"	17 1/16"	0"
72"/36"	17 1/16"	0"
66"/36"	23 3/8"	0"
60"/36"	18"	0"

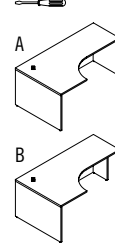
72 x 48 x 29 3/8	1800 x 1200 x 744	M_NN -CM724824	1,709	2,387
66 x 48 x 29 3/8	1650 x 1200 x 744	M_NN -CM664824	1,621	2,264
60 x 48 x 29 3/8	1500 x 1200 x 744	M_NN -CM604824	1,525	2,135
72 x 42 x 29 3/8	1800 x 1050 x 744	M_NN -CM724224	1,621	2,264
66 x 42 x 29 3/8	1650 x 1050 x 744	M_NN -CM664224	1,525	2,135
60 x 42 x 29 3/8	1500 x 1050 x 744	M_NN -CM604224	1,445	2,022
72 x 36 x 29 3/8	1800 x 900 x 744	M_NN -CM723624	1,525	2,135
66 x 36 x 29 3/8	1650 x 900 x 744	M_NN -CM663624	1,371	1,918
60 x 36 x 29 3/8	1500 x 900 x 744	M_NN -CM603624	1,282	1,798

Specify the surface type (1, 2). Edge N. Specify the accent color (A, S).
Specify panel legs (A, B).

72 x 48 x 29 7/8	1800 x 1200 x 757	M_N -CM724824	1,967	2,766
66 x 48 x 29 7/8	1650 x 1200 x 757	M_N -CM664824	1,882	2,644
60 x 48 x 29 7/8	1500 x 1200 x 757	M_N -CM604824	1,798	2,514
72 x 42 x 29 7/8	1800 x 1050 x 757	M_N -CM724224	1,882	2,644
66 x 42 x 29 7/8	1650 x 1050 x 757	M_N -CM664224	1,798	2,514
60 x 42 x 29 7/8	1500 x 1050 x 757	M_N -CM604224	1,709	2,387
72 x 36 x 29 7/8	1800 x 900 x 757	M_N -CM723624	1,654	2,322
66 x 36 x 29 7/8	1650 x 900 x 757	M_N -CM663624	1,564	2,191
60 x 36 x 29 7/8	1500 x 900 x 757	M_N -CM603624	1,467	2,057

Specify the surface type (5, 6). Specify the edge (N, 1, 2). Specify the accent color (A, S). Specify panel legs (A, B).

Right extended corner modules – 24" D



Full-height modesty panel. 1 grommet.

Surface	R1	R2
72"/48"	28 7/8"	5 1/4"
66"/48"	23"	5 1/4"
60"/48"	17 1/16"	5 1/4"
72"/42"	28 7/8"	0"
66"/42"	23"	0"
60"/42"	17 1/16"	0"
72"/36"	17 1/16"	0"
66"/36"	23 3/8"	0"
60"/36"	18"	0"

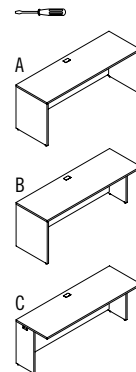
72 x 48 x 29 3/8	1800 x 1200 x 744	M_NN -CM487224	1,709	2,387
66 x 48 x 29 3/8	1650 x 1200 x 744	M_NN -CM486624	1,621	2,264
60 x 48 x 29 3/8	1500 x 1200 x 744	M_NN -CM486024	1,525	2,135
72 x 42 x 29 3/8	1800 x 1050 x 744	M_NN -CM427224	1,621	2,264
66 x 42 x 29 3/8	1650 x 1050 x 744	M_NN -CM426624	1,525	2,135
60 x 42 x 29 3/8	1500 x 1050 x 744	M_NN -CM426024	1,445	2,022
72 x 36 x 29 3/8	1800 x 900 x 744	M_NN -CM367224	1,525	2,135
66 x 36 x 29 3/8	1650 x 900 x 744	M_NN -CM366624	1,371	1,918
60 x 36 x 29 3/8	1500 x 900 x 744	M_NN -CM366024	1,282	1,798

Specify the surface type (1, 2). Edge N. Specify the accent color (A, S).
Specify panel legs (A, B).

72 x 48 x 29 7/8	1800 x 1200 x 757	M_N -CM487224	1,967	2,766
66 x 48 x 29 7/8	1650 x 1200 x 757	M_N -CM486624	1,882	2,644
60 x 48 x 29 7/8	1500 x 1200 x 757	M_N -CM486024	1,798	2,514
72 x 42 x 29 7/8	1800 x 1050 x 757	M_N -CM427224	1,882	2,644
66 x 42 x 29 7/8	1650 x 1050 x 757	M_N -CM426624	1,798	2,514
60 x 42 x 29 7/8	1500 x 1050 x 757	M_N -CM426024	1,709	2,387
72 x 36 x 29 7/8	1800 x 900 x 757	M_N -CM367224	1,654	2,322
66 x 36 x 29 7/8	1650 x 900 x 757	M_N -CM366624	1,564	2,191
60 x 36 x 29 7/8	1500 x 900 x 757	M_N -CM366024	1,467	2,057

Specify the surface type (5, 6). Specify the edge (N, 1, 2). Specify the accent color (A, S). Specify panel legs (A, B).

Rectangular tables – 30" D



Full-height modesty panel. 1 grommet.

72 x 30 x 29 3/8	1800 x 750 x 744	M_NN -DT3072	1,144	1,612
66 x 30 x 29 3/8	1650 x 750 x 744	M_NN -DT3066	1,114	1,557
60 x 30 x 29 3/8	1500 x 750 x 744	M_NN -DT3060	1,054	1,482
54 x 30 x 29 3/8	1350 x 750 x 744	M_NN -DT3054	1,015	1,426
48 x 30 x 29 3/8	1200 x 750 x 744	M_NN -DT3048	960	1,161
42 x 30 x 29 3/8	1050 x 750 x 744	M_NN -DT3042	912	1,096
36 x 30 x 29 3/8	900 x 750 x 744	M_NN -DT3036	862	1,041
30 x 30 x 29 3/8	750 x 750 x 744	M_NN -DT3030	823	993
24 x 30 x 29 3/8	600 x 750 x 744	M_NN -DT3024	766	918

Specify the surface type (1, 2). Edge N. Specify the accent color (A, S).
Specify panel legs (A, B, C).

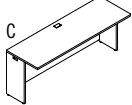
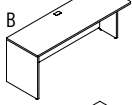
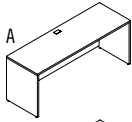
72 x 30 x 29 7/8	1800 x 750 x 757	M_N -DT3072	1,335	1,882
66 x 30 x 29 7/8	1650 x 750 x 757	M_N -DT3066	1,298	1,821
60 x 30 x 29 7/8	1500 x 750 x 757	M_N -DT3060	1,242	1,738
54 x 30 x 29 7/8	1350 x 750 x 757	M_N -DT3054	1,201	1,676
48 x 30 x 29 7/8	1200 x 750 x 757	M_N -DT3048	1,114	1,329
42 x 30 x 29 7/8	1050 x 750 x 757	M_N -DT3042	1,054	1,274
36 x 30 x 29 7/8	900 x 750 x 757	M_N -DT3036	1,015	1,219
30 x 30 x 29 7/8	750 x 750 x 757	M_N -DT3030	960	1,161
24 x 30 x 29 7/8	600 x 750 x 757	M_N -DT3024	912	1,096

Specify the surface type (5, 6). Specify the edge (N, 1, 2). Specify the accent color (A, S). Specify panel legs (A, B, C).



All Laminate (\$)
HPL Surfaces (\$)

Rectangular tables – 24" D



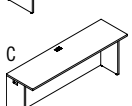
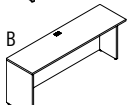
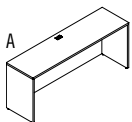
W x D x H (in)	W x D x H (mm)	Code	All Laminate (\$)	HPL Surfaces (\$)
<i>Full-height modesty panel. 1 grommet.</i>				
72 x 24 x 29 ³ / ₈	1800 x 600 x 744	M_NN-DT2472	1,114	1,557
66 x 24 x 29 ³ / ₈	1650 x 600 x 744	M_NN-DT2466	1,054	1,482
60 x 24 x 29 ³ / ₈	1500 x 600 x 744	M_NN-DT2460	1,015	1,426
54 x 24 x 29 ³ / ₈	1350 x 600 x 744	M_NN-DT2454	960	1,345
48 x 24 x 29 ³ / ₈	1200 x 600 x 744	M_NN-DT2448	912	1,096
42 x 24 x 29 ³ / ₈	1050 x 600 x 744	M_NN-DT2442	862	1,041
36 x 24 x 29 ³ / ₈	900 x 600 x 744	M_NN-DT2436	823	993
30 x 24 x 29 ³ / ₈	750 x 600 x 744	M_NN-DT2430	766	918
24 x 24 x 29 ³ / ₈	600 x 600 x 744	M_NN-DT2424	724	877

Specify the surface type (1, 2). Edge N. Specify the accent color (A, S). Specify panel legs (A, B, C).

72 x 24 x 29 ⁷ / ₈	1800 x 600 x 757	M_N-DT2472	1,242	1,738
66 x 24 x 29 ⁷ / ₈	1650 x 600 x 757	M_N-DT2466	1,201	1,676
60 x 24 x 29 ⁷ / ₈	1500 x 600 x 757	M_N-DT2460	1,144	1,612
54 x 24 x 29 ⁷ / ₈	1350 x 600 x 757	M_N-DT2454	1,114	1,557
48 x 24 x 29 ⁷ / ₈	1200 x 600 x 757	M_N-DT2448	1,015	1,219
42 x 24 x 29 ⁷ / ₈	1050 x 600 x 757	M_N-DT2442	960	1,161
36 x 24 x 29 ⁷ / ₈	900 x 600 x 757	M_N-DT2436	912	1,096
30 x 24 x 29 ⁷ / ₈	750 x 600 x 757	M_N-DT2430	862	1,041
24 x 24 x 29 ⁷ / ₈	600 x 600 x 757	M_N-DT2424	823	993

Specify the surface type (5, 6). Specify the edge (N, 1, 2). Specify the accent color (A, S). Specify panel legs (A, B, C).

Rectangular tables – 20" D



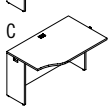
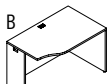
W x D x H (in)	W x D x H (mm)	Code	All Laminate (\$)	HPL Surfaces (\$)
<i>Full-height modesty panel. 1 grommet.</i>				
72 x 20 x 29 ³ / ₈	1800 x 500 x 744	M_NN-DT2072	1,080	1,525
66 x 20 x 29 ³ / ₈	1650 x 500 x 744	M_NN-DT2066	1,021	1,452
60 x 20 x 29 ³ / ₈	1500 x 500 x 744	M_NN-DT2060	984	1,395
54 x 20 x 29 ³ / ₈	1350 x 500 x 744	M_NN-DT2054	918	1,317
48 x 20 x 29 ³ / ₈	1200 x 500 x 744	M_NN-DT2048	877	1,065
42 x 20 x 29 ³ / ₈	1050 x 500 x 744	M_NN-DT2042	831	1,008
36 x 20 x 29 ³ / ₈	900 x 500 x 744	M_NN-DT2036	791	960
30 x 20 x 29 ³ / ₈	750 x 500 x 744	M_NN-DT2030	724	885
24 x 20 x 29 ³ / ₈	600 x 500 x 744	M_NN-DT2024	694	847

Specify the surface type (1, 2). Edge N. Specify the accent color (A, S). Specify panel legs (A, B, C).

72 x 20 x 29 ⁷ / ₈	1800 x 500 x 757	M_N-DT2072	1,211	1,709
66 x 20 x 29 ⁷ / ₈	1650 x 500 x 757	M_N-DT2066	1,169	1,640
60 x 20 x 29 ⁷ / ₈	1500 x 500 x 757	M_N-DT2060	1,114	1,578
54 x 20 x 29 ⁷ / ₈	1350 x 500 x 757	M_N-DT2054	1,080	1,525
48 x 20 x 29 ⁷ / ₈	1200 x 500 x 757	M_N-DT2048	984	1,182
42 x 20 x 29 ⁷ / ₈	1050 x 500 x 757	M_N-DT2042	918	1,119
36 x 20 x 29 ⁷ / ₈	900 x 500 x 757	M_N-DT2036	877	1,065
30 x 20 x 29 ⁷ / ₈	750 x 500 x 757	M_N-DT2030	831	1,008
24 x 20 x 29 ⁷ / ₈	600 x 500 x 757	M_N-DT2024	791	960

Specify the surface type (5, 6). Specify the edge (N, 1, 2). Specify the accent color (A, S). Specify panel legs (A, B, C).

Left asymmetrical tables – 30" D




W x D x H (in)	W x D x H (mm)	Code	All Laminate (\$)	HPL Surfaces (\$)
<i>Full-height modesty panel. 1 grommet.</i>				
		Surface	R1	
		54"/30"	35 ³ / ₈ "	
		48"/30"	29 ¹ / ₂ "	
		42"/30"	23 ³ / ₈ "	
		36"/30"	17 ¹¹ / ₁₆ "	
		30"/30"	11 ³ / ₄ "	
54 x 30 x 29 ³ / ₈	1350 x 750 x 744	M_NN-AT245430	993	1,384
48 x 30 x 29 ³ / ₈	1200 x 750 x 744	M_NN-AT244830	935	1,138



All Laminate (\$)
HPL Surfaces (\$)

Left asymmetrical tables – 30" D (cont'd)



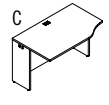
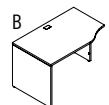
W x D x H (in)	W x D x H (mm)	Code	All Laminate (\$)	HPL Surfaces (\$)
42 x 30 x 29 ³ / ₈	1050 x 750 x 744	M_NN-AT244230	896	1,080
36 x 30 x 29 ³ / ₈	900 x 750 x 744	M_NN-AT243630	856	1,033
30 x 30 x 29 ³ / ₈	750 x 750 x 744	M_NN-AT243030	805	984

Specify the surface type (1, 2). Edge N. Specify the accent color (A, S). Specify panel legs (B, C).

54 x 30 x 29 ⁷ / ₈	1350 x 750 x 757	M_N-AT245430	1,169	1,635
48 x 30 x 29 ⁷ / ₈	1200 x 750 x 757	M_N-AT244830	1,065	1,282
42 x 30 x 29 ⁷ / ₈	1050 x 750 x 757	M_N-AT244230	1,033	1,242
36 x 30 x 29 ⁷ / ₈	900 x 750 x 757	M_N-AT243630	993	1,193
30 x 30 x 29 ⁷ / ₈	750 x 750 x 757	M_N-AT243030	935	1,138

Specify the surface type (5, 6). Specify the edge (N, 1, 2). Specify the accent color (A, S). Specify panel legs (B, C).

Right asymmetrical tables – 30" D



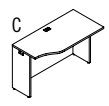
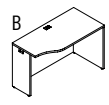
W x D x H (in)	W x D x H (mm)	Code	All Laminate (\$)	HPL Surfaces (\$)
<i>Full-height modesty panel. 1 grommet.</i>				
		Surface	R1	
		54"/30"	35 ³ / ₈ "	
		48"/30"	29 ¹ / ₂ "	
		42"/30"	23 ³ / ₈ "	
		36"/30"	17 ¹¹ / ₁₆ "	
		30"/30"	11 ³ / ₄ "	
54 x 30 x 29 ³ / ₈	1350 x 750 x 744	M_NN-AT305424	993	1,384
48 x 30 x 29 ³ / ₈	1200 x 750 x 744	M_NN-AT304824	935	1,138
42 x 30 x 29 ³ / ₈	1050 x 750 x 744	M_NN-AT304224	896	1,080
36 x 30 x 29 ³ / ₈	900 x 750 x 744	M_NN-AT303624	856	1,033
30 x 30 x 29 ³ / ₈	750 x 750 x 744	M_NN-AT303024	805	984

Specify the surface type (1, 2). Edge N. Specify the accent color (A, S). Specify panel legs (B, C).

54 x 30 x 29 ⁷ / ₈	1350 x 750 x 757	M_N-AT305424	1,169	1,635
48 x 30 x 29 ⁷ / ₈	1200 x 750 x 757	M_N-AT304824	1,065	1,282
42 x 30 x 29 ⁷ / ₈	1050 x 750 x 757	M_N-AT304224	1,033	1,242
36 x 30 x 29 ⁷ / ₈	900 x 750 x 757	M_N-AT303624	993	1,193
30 x 30 x 29 ⁷ / ₈	750 x 750 x 757	M_N-AT303024	935	1,138

Specify the surface type (5, 6). Specify the edge (N, 1, 2). Specify the accent color (A, S). Specify panel legs (B, C).

Left asymmetrical tables – 24" D



W x D x H (in)	W x D x H (mm)	Code	All Laminate (\$)	HPL Surfaces (\$)
<i>Full-height modesty panel. 1 grommet.</i>				
		Surface	R1	
		54"/24"	35 ³ / ₈ "	
		48"/24"	29 ¹ / ₂ "	
		42"/24"	23 ³ / ₈ "	
		36"/24"	17 ¹¹ / ₁₆ "	
		30"/24"	11 ³ / ₄ "	
54 x 24 x 29 ³ / ₈	1350 x 600 x 744	M_NN-AT185424	935	1,322
48 x 24 x 29 ³ / ₈	1200 x 600 x 744	M_NN-AT184824	896	1,080
42 x 24 x 29 ³ / ₈	1050 x 600 x 744	M_NN-AT184224	856	1,033
36 x 24 x 29 ³ / ₈	900 x 600 x 744	M_NN-AT183624	805	984
30 x 24 x 29 ³ / ₈	750 x 600 x 744	M_NN-AT183024	766	918

Specify the surface type (1, 2). Edge N. Specify the accent color (A, S). Specify panel legs (B, C).

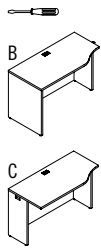
54 x 24 x 29 ⁷ / ₈	1350 x 600 x 757	M_N-AT185424	1,119	1,578
48 x 24 x 29 ⁷ / ₈	1200 x 600 x 757	M_N-AT184824	1,033	1,242
42 x 24 x 29 ⁷ / ₈	1050 x 600 x 757	M_N-AT184224	993	1,193
36 x 24 x 29 ⁷ / ₈	900 x 600 x 757	M_N-AT183624	935	1,138
30 x 24 x 29 ⁷ / ₈	750 x 600 x 757	M_N-AT183024	896	1,080

Specify the surface type (5, 6). Specify the edge (N, 1, 2). Specify the accent color (A, S). Specify panel legs (B, C).



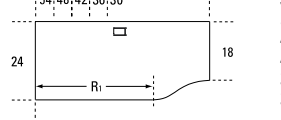
All Laminate (\$)
HPL Surfaces (\$)

Right asymmetrical tables – 24" D



W x D x H (in) W x D x H (mm) Code

Full-height modesty panel. 1 grommet.



Surface	R1
54"/24"	35 3/8"
48"/24"	29 1/2"
42"/24"	23 3/8"
36"/24"	17 11/16"
30"/24"	11 3/4"

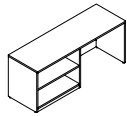
54 x 24 x 29 3/8	1350 x 600 x 744	M_NN-AT245418	935	1,322
48 x 24 x 29 3/8	1200 x 600 x 744	M_NN-AT244818	896	1,080
42 x 24 x 29 3/8	1050 x 600 x 744	M_NN-AT244218	856	1,033
36 x 24 x 29 3/8	900 x 600 x 744	M_NN-AT243618	805	984
30 x 24 x 29 3/8	750 x 600 x 744	M_NN-AT243018	766	918

Specify the surface type (1, 2). Edge N. Specify the accent color (A, S).
Specify panel legs (B, C).

54 x 24 x 29 3/8	1350 x 600 x 757	M_N-AT245418	1,119	1,578
48 x 24 x 29 3/8	1200 x 600 x 757	M_N-AT244818	1,033	1,242
42 x 24 x 29 3/8	1050 x 600 x 757	M_N-AT244218	993	1,193
36 x 24 x 29 3/8	900 x 600 x 757	M_N-AT243618	935	1,138
30 x 24 x 29 3/8	750 x 600 x 757	M_N-AT243018	896	1,080

Specify the surface type (5, 6). Specify the edge (N, 1, 2). Specify the accent color (A, S). Specify panel legs (B, C).

Left open bookcase credenzas



1 adjustable shelf. Full-height modesty panel. Grommet on back.

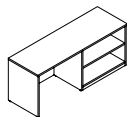
72 x 24 x 29 3/8	1800 x 600 x 744	M_NN-BE2472S	1,709	2,057
60 x 24 x 29 3/8	1500 x 600 x 744	M_NN-BE2460S	1,538	1,882
72 x 20 x 29 3/8	1800 x 500 x 744	M_NN-BE2072S	1,621	1,942
60 x 20 x 29 3/8	1500 x 500 x 744	M_NN-BE2060S	1,538	1,882

Specify the surface type (1, 2). Edge N. Specify the accent color (A, S).

72 x 24 x 29 3/8	1800 x 600 x 757	M_N-BE2472S	1,877	2,257
60 x 24 x 29 3/8	1500 x 600 x 757	M_N-BE2460S	1,709	2,087
72 x 20 x 29 3/8	1800 x 500 x 757	M_N-BE2072S	1,772	2,129
60 x 20 x 29 3/8	1500 x 500 x 757	M_N-BE2060S	1,709	2,087

Specify the surface type (5, 6). Specify the edge (N, 1, 2). Specify the accent color (A, S).

Right open bookcase credenzas



1 adjustable shelf. Full-height modesty panel. Grommet on back.

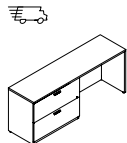
72 x 24 x 29 3/8	1800 x 600 x 744	M_NN-S2472BE	1,709	2,057
60 x 24 x 29 3/8	1500 x 600 x 744	M_NN-S2460BE	1,538	1,882
72 x 20 x 29 3/8	1800 x 500 x 744	M_NN-S2072BE	1,621	1,942
60 x 20 x 29 3/8	1500 x 500 x 744	M_NN-S2060BE	1,538	1,882

Specify the surface type (1, 2). Edge N. Specify the accent color (A, S).

72 x 24 x 29 3/8	1800 x 600 x 757	M_N-S2472BE	1,877	2,257
60 x 24 x 29 3/8	1500 x 600 x 757	M_N-S2460BE	1,709	2,087
72 x 20 x 29 3/8	1800 x 500 x 757	M_N-S2072BE	1,772	2,129
60 x 20 x 29 3/8	1500 x 500 x 757	M_N-S2060BE	1,709	2,087

Specify the surface type (5, 6). Specify the edge (N, 1, 2). Specify the accent color (A, S).

Left lateral file credenzas



2 file drawers on left with suspension bars. Lock. Grommet on back.

72 x 24 x 29 3/8	1800 x 600 x 744	M_N-LF2472S	2,210	2,651
60 x 24 x 29 3/8	1500 x 600 x 744	M_N-LF2460S	2,014	2,418
72 x 20 x 29 3/8	1800 x 500 x 744	M_N-LF2072S	2,014	2,418
60 x 20 x 29 3/8	1500 x 500 x 744	M_N-LF2060S	1,863	2,231

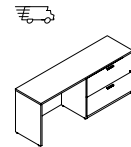
Specify the surface type (1, 2). Edge N. Specify the handle code (A, C, K, W, Z). Specify the accent color (A, S).

Left lateral file credenzas (cont'd)

72 x 24 x 29 3/8	1800 x 600 x 757	M-_-_-LF2472S	2,491	2,982
60 x 24 x 29 3/8	1500 x 600 x 757	M-_-_-LF2460S	2,291	2,755
72 x 20 x 29 3/8	1800 x 500 x 757	M-_-_-LF2072S	2,291	2,755
60 x 20 x 29 3/8	1500 x 500 x 757	M-_-_-LF2060S	2,135	2,571

Specify the surface type (5, 6). Specify the edge (N, 1, 2). Specify the handle code (A, C, K, W, Z). Specify the accent color (A, S).

Right lateral file credenzas



2 file drawers on right with suspension bars. Lock. Grommet on back.

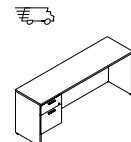
72 x 24 x 29 3/8	1800 x 600 x 744	M_N_-S2472LF	2,210	2,651
60 x 24 x 29 3/8	1500 x 600 x 744	M_N_-S2460LF	2,014	2,418
72 x 20 x 29 3/8	1800 x 500 x 744	M_N_-S2072LF	2,014	2,418
60 x 20 x 29 3/8	1500 x 500 x 744	M_N_-S2060LF	1,863	2,231

Specify the surface type (1, 2). Edge N. Specify the handle code (A, C, K, W, Z). Specify the accent color (A, S).

72 x 24 x 29 3/8	1800 x 600 x 757	M-_-_-S2472LF	2,491	2,982
60 x 24 x 29 3/8	1500 x 600 x 757	M-_-_-S2460LF	2,291	2,755
72 x 20 x 29 3/8	1800 x 500 x 757	M-_-_-S2072LF	2,291	2,755
60 x 20 x 29 3/8	1500 x 500 x 757	M-_-_-S2060LF	2,135	2,571

Specify the surface type (5, 6). Specify the edge (N, 1, 2). Specify the handle code (A, C, K, W, Z). Specify the accent color (A, S).

Left single pedestal credenzas



1 pedestal on left with lock. 1 box drawer and 1 file drawer with suspension bar. Pencil tray. Grommet on back.

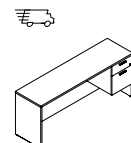
72 x 24 x 29 3/8	1800 x 600 x 744	M_N_-F2472S	1,628	1,950
60 x 24 x 29 3/8	1500 x 600 x 744	M_N_-F2460S	1,538	1,863
72 x 20 x 29 3/8	1800 x 500 x 744	M_N_-F2072S	1,597	1,910
60 x 20 x 29 3/8	1500 x 500 x 744	M_N_-F2060S	1,518	1,829

Specify the surface type (1, 2). Edge N. Specify the handle code (A, C, K, W, Z). Specify the accent color (A, S).

72 x 24 x 29 3/8	1800 x 600 x 757	M-_-_-F2472S	1,877	2,257
60 x 24 x 29 3/8	1500 x 600 x 757	M-_-_-F2460S	1,798	2,161
72 x 20 x 29 3/8	1800 x 500 x 757	M-_-_-F2072S	1,829	2,210
60 x 20 x 29 3/8	1500 x 500 x 757	M-_-_-F2060S	1,749	2,106

Specify the surface type (5, 6). Specify the edge (N, 1, 2). Specify the handle code (A, C, K, W, Z). Specify the accent color (A, S).

Right single pedestal credenzas



1 pedestal on right with lock. 1 box drawer and 1 file drawer with suspension bar. Pencil tray. Grommet on back.

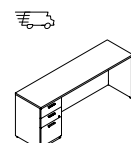
72 x 24 x 29 3/8	1800 x 600 x 744	M_N_-S2472F	1,628	1,950
60 x 24 x 29 3/8	1500 x 600 x 744	M_N_-S2460F	1,538	1,863
72 x 20 x 29 3/8	1800 x 500 x 744	M_N_-S2072F	1,597	1,910
60 x 20 x 29 3/8	1500 x 500 x 744	M_N_-S2060F	1,518	1,829

Specify the surface type (1, 2). Edge N. Specify the handle code (A, C, K, W, Z). Specify the accent color (A, S).

72 x 24 x 29 3/8	1800 x 600 x 757	M-_-_-S2472F	1,877	2,257
60 x 24 x 29 3/8	1500 x 600 x 757	M-_-_-S2460F	1,798	2,161
72 x 20 x 29 3/8	1800 x 500 x 757	M-_-_-S2072F	1,829	2,210
60 x 20 x 29 3/8	1500 x 500 x 757	M-_-_-S2060F	1,749	2,106

Specify the surface type (5, 6). Specify the edge (N, 1, 2). Specify the handle code (A, C, K, W, Z). Specify the accent color (A, S).

Left single pedestal credenzas – low profile



1 pedestal on left with lock. 2 box drawers and 1 file drawer with suspension bar. Pencil tray. Grommet on back.

72 x 24 x 29 3/8	1800 x 600 x 744	M_N_-UF2472S	1,892	2,224
60 x 24 x 29 3/8	1500 x 600 x 744	M_N_-UF2460S	1,814	2,118
72 x 20 x 29 3/8	1800 x 500 x 744	M_N_-UF2072S	1,863	2,175
60 x 20 x 29 3/8	1500 x 500 x 744	M_N_-UF2060S	1,786	2,095

Specify the surface type (1, 2). Edge N. Specify the handle code (A, C, K, W, Z). Specify the accent color (A, S).

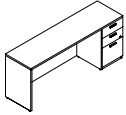


All Laminate (\$)
HPL Surfaces (\$)

	W x D x H (in)	W x D x H (mm)	Code	All Laminate (\$)	HPL Surfaces (\$)
Left single pedestal credenzas – low profile (cont'd)	72 x 24 x 29 ³ / ₈	1800 x 600 x 757	M_ _ _ _ -UF2472S	2,135	2,523
	60 x 24 x 29 ³ / ₈	1500 x 600 x 757	M_ _ _ _ -UF2460S	2,062	2,425
	72 x 20 x 29 ³ / ₈	1800 x 500 x 757	M_ _ _ _ -UF2072S	2,095	2,474
	60 x 20 x 29 ³ / ₈	1500 x 500 x 757	M_ _ _ _ -UF2060S	2,022	2,371

Specify the surface type (5, 6). Specify the edge (N, 1, 2). Specify the handle code (A, C, K, W, Z). Specify the accent color (A, S).

Right single pedestal credenzas – low profile
1 pedestal on right with lock. 2 box drawers and 1 file drawer with suspension bar. Pencil tray. Grommet on back.



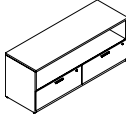
72 x 24 x 29 ³ / ₈	1800 x 600 x 744	M_N _ _ -S2472UF	1,892	2,224
60 x 24 x 29 ³ / ₈	1500 x 600 x 744	M_N _ _ -S2460UF	1,814	2,118
72 x 20 x 29 ³ / ₈	1800 x 500 x 744	M_N _ _ -S2072UF	1,863	2,175
60 x 20 x 29 ³ / ₈	1500 x 500 x 744	M_N _ _ -S2060UF	1,786	2,095

Specify the surface type (1, 2). Edge N. Specify the handle code (A, C, K, W, Z). Specify the accent color (A, S).

72 x 24 x 29 ³ / ₈	1800 x 600 x 757	M_ _ _ _ -S2472UF	2,135	2,523
60 x 24 x 29 ³ / ₈	1500 x 600 x 757	M_ _ _ _ -S2460UF	2,062	2,425
72 x 20 x 29 ³ / ₈	1800 x 500 x 757	M_ _ _ _ -S2072UF	2,095	2,474
60 x 20 x 29 ³ / ₈	1500 x 500 x 757	M_ _ _ _ -S2060UF	2,022	2,371

Specify the surface type (5, 6). Specify the edge (N, 1, 2). Specify the handle code (A, C, K, W, Z). Specify the accent color (A, S).

Lateral file credenzas with open storage
Open space on top and 2 file drawers on bottom with suspension bars. Locks. Grommet on back. Optional counterweight to meet BIFMA standards, refer to page 108.



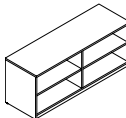
72 x 24 x 29 ³ / ₈	1800 x 600 x 744	M_N _ _ -SLF2472	2,161	2,594
60 x 24 x 29 ³ / ₈	1500 x 600 x 744	M_N _ _ -SLF2460	1,959	2,362
72 x 20 x 29 ³ / ₈	1800 x 500 x 744	M_N _ _ -SLF2072	1,959	2,362
60 x 20 x 29 ³ / ₈	1500 x 500 x 744	M_N _ _ -SLF2060	1,749	2,071

Specify the surface type (1, 2). Edge N. Specify the handle code (A, C, K, W, Z). Specify the accent color (A, S).

72 x 24 x 29 ³ / ₈	1800 x 600 x 757	M_ _ _ _ -SLF2472	2,449	2,934
60 x 24 x 29 ³ / ₈	1500 x 600 x 757	M_ _ _ _ -SLF2460	2,257	2,706
72 x 20 x 29 ³ / ₈	1800 x 500 x 757	M_ _ _ _ -SLF2072	2,257	2,706
60 x 20 x 29 ³ / ₈	1500 x 500 x 757	M_ _ _ _ -SLF2060	2,071	2,401

Specify the surface type (5, 6). Specify the edge (N, 1, 2). Specify the handle code (A, C, K, W, Z). Specify the accent color (A, S).

Open bookcase credenzas
1 adjustable shelf on each side.



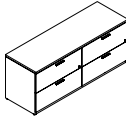
72 x 24 x 29 ³ / ₈	1800 x 600 x 744	M_NNN-BE2472BE	1,854	2,224
60 x 24 x 29 ³ / ₈	1500 x 600 x 744	M_NNN-BE2460BE	1,684	2,057
72 x 20 x 29 ³ / ₈	1800 x 500 x 744	M_NNN-BE2072BE	1,760	2,111
60 x 20 x 29 ³ / ₈	1500 x 500 x 744	M_NNN-BE2060BE	1,597	1,942

Specify the surface type (1, 2). Edge N.

72 x 24 x 29 ³ / ₈	1800 x 600 x 757	M_ _NN-BE2472BE	2,038	2,449
60 x 24 x 29 ³ / ₈	1500 x 600 x 757	M_ _NN-BE2460BE	1,869	2,281
72 x 20 x 29 ³ / ₈	1800 x 500 x 757	M_ _NN-BE2072BE	1,934	2,322
60 x 20 x 29 ³ / ₈	1500 x 500 x 757	M_ _NN-BE2060BE	1,766	2,150

Specify the surface type (5, 6). Specify the edge (N, 1, 2).

Lateral file credenzas
4 file drawers with suspension bars. Locks. Optional counterweight to meet BIFMA standards, refer to page 108.



72 x 24 x 29 ³ / ₈	1800 x 600 x 744	M_N _ _ -LF2472LF	2,869	3,440
72 x 20 x 29 ³ / ₈	1800 x 500 x 744	M_N _ _ -LF2072LF	2,676	3,216

Specify the surface type (1, 2). Edge N. Specify the handle code (A, C, K, W, Z). Specify the accent color (A, S).

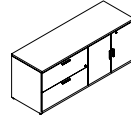
72 x 24 x 29 ³ / ₈	1800 x 600 x 757	M_ _ _ _ -LF2472LF	3,152	3,788
72 x 20 x 29 ³ / ₈	1800 x 500 x 757	M_ _ _ _ -LF2072LF	2,965	3,561

Specify the surface type (5, 6). Specify the edge (N, 1, 2). Specify the handle code (A, C, K, W, Z). Specify the accent color (A, S).



All Laminate (\$)
HPL Surfaces (\$)

Lateral file / bookcase credenzas



2 file drawers with suspension bars. Bookcase with doors and adjustable shelf. Locks.

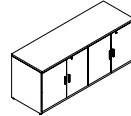
72 x 24 x 29 ³ / ₈	1800 x 600 x 744	M_N _ _ -LF2472B	2,577	3,108
72 x 20 x 29 ³ / ₈	1800 x 500 x 744	M_N _ _ -LF2072B	2,387	2,869

Specify the surface type (1, 2). Edge N. Specify the handle code (A, C, K, W, Z). Specify the accent color (A, S).

72 x 24 x 29 ³ / ₈	1800 x 600 x 757	M_ _ _ _ -LF2472B	2,869	3,440
72 x 20 x 29 ³ / ₈	1800 x 500 x 757	M_ _ _ _ -LF2072B	2,676	3,216

Specify the surface type (5, 6). Specify the edge (N, 1, 2). Specify the handle code (A, C, K, W, Z). Specify the accent color (A, S).

Bookcase credenzas



Storage unit with doors and adjustable shelves. Locks.

72 x 24 x 29 ³ / ₈	1800 x 600 x 744	M_N _ _ -B2472B	2,322	2,787
72 x 20 x 29 ³ / ₈	1800 x 500 x 744	M_N _ _ -B2072B	2,129	2,551

Specify the surface type (1, 2). Edge N. Specify the handle code (A, C, K, W, Z). Specify the accent color (A, S).

72 x 24 x 29 ³ / ₈	1800 x 600 x 757	M_ _ _ _ -B2472B	2,614	3,136
72 x 20 x 29 ³ / ₈	1800 x 500 x 757	M_ _ _ _ -B2072B	2,418	2,909

Specify the surface type (5, 6). Specify the edge (N, 1, 2). Specify the handle code (A, C, K, W, Z). Specify the accent color (A, S).

Return shells



Reversible. 1 grommet. Can accommodate 1 pedestal.

48 x 24 x 29 ³ / ₈	1200 x 600 x 744	M_NN_-R2448S	758	902
42 x 24 x 29 ³ / ₈	1050 x 600 x 744	M_NN_-R2442S	724	877
36 x 24 x 29 ³ / ₈	900 x 600 x 744	M_NN_-R2436S	694	839
30 x 24 x 29 ³ / ₈	750 x 600 x 744	M_NN_-R2430S	669	798

Specify the surface type (1, 2). Edge N. Specify the accent color (A, S).

48 x 24 x 29 ³ / ₈	1200 x 600 x 757	M_ _N_-R2448S	973	1,169
42 x 24 x 29 ³ / ₈	1050 x 600 x 757	M_ _N_-R2442S	918	1,114
36 x 24 x 29 ³ / ₈	900 x 600 x 757	M_ _N_-R2436S	862	1,041
30 x 24 x 29 ³ / ₈	750 x 600 x 757	M_ _N_-R2430S	823	993

Specify the surface type (5, 6). Specify the edge (N, 1, 2). Specify the accent color (A, S).

Left executive returns



1 pedestal on left with lock. 1 box drawer and 1 file drawer with suspension bar. Pencil tray. 1 grommet.

48 x 24 x 29 ³ / ₈	1200 x 600 x 744	M_N _ _ -F2448R	1,329	1,605
42 x 24 x 29 ³ / ₈	1050 x 600 x 744	M_N _ _ -F2442R	1,249	1,506
36 x 24 x 29 ³ / ₈	900 x 600 x 744	M_N _ _ -F2436R	1,182	1,426
30 x 24 x 29 ³ / ₈	750 x 600 x 744	M_N _ _ -F2430R	1,114	1,329

Specify the surface type (1, 2). Edge N. Specify the handle code (A, C, K, W, Z). Specify the accent color (A, S).

48 x 24 x 29 ³ / ₈	1200 x 600 x 757	M_ _ _ _ -F2448R	1,499	1,806
42 x 24 x 29 ³ / ₈	1050 x 600 x 757	M_ _ _ _ -F2442R	1,426	1,709
36 x 24 x 29 ³ / ₈	900 x 600 x 757	M_ _ _ _ -F2436R	1,345	1,628
30 x 24 x 29 ³ / ₈	750 x 600 x 757	M_ _ _ _ -F2430R	1,282	1,530

Specify the surface type (5, 6). Specify the edge (N, 1, 2). Specify the handle code (A, C, K, W, Z). Specify the accent color (A, S).

Right executive returns



1 pedestal on right with lock. 1 box drawer and 1 file drawer with suspension bar. Pencil tray. 1 grommet.

48 x 24 x 29 ³ / ₈	1200 x 600 x 744	M_N _ _ -R2448F	1,329	1,605
42 x 24 x 29 ³ / ₈	1050 x 600 x 744	M_N _ _ -R2442F	1,249	1,506
36 x 24 x 29 ³ / ₈	900 x 600 x 744	M_N _ _ -R2436F	1,182	1,426
30 x 24 x 29 ³ / ₈	750 x 600 x 744	M_N _ _ -R2430F	1,114	1,329

Specify the surface type (1, 2). Edge N. Specify the handle code (A, C, K, W, Z). Specify the accent color (A, S).

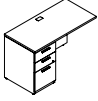


All Laminate (\$)
HPL Surfaces (\$)

	W x D x H (in)	W x D x H (mm)	Code	All Laminate (\$)	HPL Surfaces (\$)
Right executive returns (cont'd)	48 x 24 x 29 ³ / ₈	1200 x 600 x 757	M___-R2448F	1,499	1,806
	42 x 24 x 29 ³ / ₈	1050 x 600 x 757	M___-R2442F	1,426	1,709
	36 x 24 x 29 ³ / ₈	900 x 600 x 757	M___-R2436F	1,345	1,628
	30 x 24 x 29 ³ / ₈	750 x 600 x 757	M___-R2430F	1,282	1,530

Specify the surface type (5, 6). Specify the edge (N, 1, 2). Specify the handle code (A, C, K, W, Z). Specify the accent color (A, S).

Left executive returns – low profile



1 pedestal on left with lock. 2 box drawers and 1 file drawer with suspension bar. Pencil tray. 1 grommet.

48 x 24 x 29 ³ / ₈	1200 x 600 x 744	M_N_-UF2448R	1,605	1,869
42 x 24 x 29 ³ / ₈	1050 x 600 x 744	M_N_-UF2442R	1,518	1,772
36 x 24 x 29 ³ / ₈	900 x 600 x 744	M_N_-UF2436R	1,452	1,684
30 x 24 x 29 ³ / ₈	750 x 600 x 744	M_N_-UF2430R	1,379	1,605

Specify the surface type (1, 2). Edge N. Specify the handle code (A, C, K, W, Z). Specify the accent color (A, S).

48 x 24 x 29 ³ / ₈	1200 x 600 x 757	M___-UF2448R	1,766	2,071
42 x 24 x 29 ³ / ₈	1050 x 600 x 757	M___-UF2442R	1,684	1,967
36 x 24 x 29 ³ / ₈	900 x 600 x 757	M___-UF2436R	1,621	1,892
30 x 24 x 29 ³ / ₈	750 x 600 x 757	M___-UF2430R	1,538	1,806

Specify the surface type (5, 6). Specify the edge (N, 1, 2). Specify the handle code (A, C, K, W, Z). Specify the accent color (A, S).

Right executive returns – low profile



1 pedestal on right with lock. 2 box drawers and 1 file drawer with suspension bar. Pencil tray. 1 grommet.

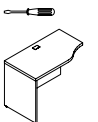
48 x 24 x 29 ³ / ₈	1200 x 600 x 744	M_N_-R2448UF	1,605	1,869
42 x 24 x 29 ³ / ₈	1050 x 600 x 744	M_N_-R2442UF	1,518	1,772
36 x 24 x 29 ³ / ₈	900 x 600 x 744	M_N_-R2436UF	1,452	1,684
30 x 24 x 29 ³ / ₈	750 x 600 x 744	M_N_-R2430UF	1,379	1,605

Specify the surface type (1, 2). Edge N. Specify the handle code (A, C, K, W, Z). Specify the accent color (A, S).

48 x 24 x 29 ³ / ₈	1200 x 600 x 757	M___-R2448UF	1,766	2,071
42 x 24 x 29 ³ / ₈	1050 x 600 x 757	M___-R2442UF	1,684	1,967
36 x 24 x 29 ³ / ₈	900 x 600 x 757	M___-R2436UF	1,621	1,892
30 x 24 x 29 ³ / ₈	750 x 600 x 757	M___-R2430UF	1,538	1,806

Specify the surface type (5, 6). Specify the edge (N, 1, 2). Specify the handle code (A, C, K, W, Z). Specify the accent color (A, S).

Left asymmetrical return shells – 24" D



Can accommodate 1 pedestal. 1 grommet.

48 x 24 x 29 ³ / ₈	1200 x 600 x 744	M_NN_-S244818R	791	935
42 x 24 x 29 ³ / ₈	1050 x 600 x 744	M_NN_-S244218R	766	912
36 x 24 x 29 ³ / ₈	900 x 600 x 744	M_NN_-S243618R	724	870

Specify the surface type (1, 2). Edge N. Specify the accent color (A, S).

48 x 24 x 29 ³ / ₈	1200 x 600 x 757	M_N_-S244818R	1,008	1,201
42 x 24 x 29 ³ / ₈	1050 x 600 x 757	M_N_-S244218R	960	1,144
36 x 24 x 29 ³ / ₈	900 x 600 x 757	M_N_-S243618R	896	1,071

Specify the surface type (5, 6). Specify the edge (N, 1, 2). Specify the accent color (A, S).

Right asymmetrical return shells – 24" D



Can accommodate 1 pedestal. 1 grommet.

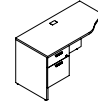
48 x 24 x 29 ³ / ₈	1200 x 600 x 744	M_NN_-R184824S	791	935
42 x 24 x 29 ³ / ₈	1050 x 600 x 744	M_NN_-R184224S	766	912
36 x 24 x 29 ³ / ₈	900 x 600 x 744	M_NN_-R183624S	724	870

Specify the surface type (1, 2). Edge N. Specify the accent color (A, S).

48 x 24 x 29 ³ / ₈	1200 x 600 x 757	M_N_-R184824S	1,008	1,201
42 x 24 x 29 ³ / ₈	1050 x 600 x 757	M_N_-R184224S	960	1,144
36 x 24 x 29 ³ / ₈	900 x 600 x 757	M_N_-R183624S	896	1,071

Specify the surface type (5, 6). Specify the edge (N, 1, 2). Specify the accent color (A, S).

Left asymmetrical executive returns



1 pedestal on left with lock. 1 box drawer and 1 file drawer with suspension bar. Pencil tray. 1 grommet.

W x D x H (in)	W x D x H (mm)	Code	All Laminate (\$)	HPL Surfaces (\$)
48 x 24 x 29 ³ / ₈	1200 x 600 x 744	M_N_-F244818R	1,371	1,635
42 x 24 x 29 ³ / ₈	1050 x 600 x 744	M_N_-F244218R	1,289	1,538
36 x 24 x 29 ³ / ₈	900 x 600 x 744	M_N_-F243618R	1,219	1,459

Specify the surface type (1, 2). Edge N. Specify the handle code (A, C, K, W, Z). Specify the accent color (A, S).

48 x 24 x 29 ³ / ₈	1200 x 600 x 757	M___-F244818R	1,530	1,838
42 x 24 x 29 ³ / ₈	1050 x 600 x 757	M___-F244218R	1,459	1,738
36 x 24 x 29 ³ / ₈	900 x 600 x 757	M___-F243618R	1,384	1,660

Specify the surface type (5, 6). Specify the edge (N, 1, 2). Specify the handle code (A, C, K, W, Z). Specify the accent color (A, S).

Right asymmetrical executive returns



1 pedestal on right with lock. 1 box drawer and 1 file drawer with suspension bar. Pencil tray. 1 grommet.

48 x 24 x 29 ³ / ₈	1200 x 600 x 744	M_N_-R184824F	1,371	1,635
42 x 24 x 29 ³ / ₈	1050 x 600 x 744	M_N_-R184224F	1,289	1,538
36 x 24 x 29 ³ / ₈	900 x 600 x 744	M_N_-R183624F	1,219	1,459

Specify the surface type (1, 2). Edge N. Specify the handle code (A, C, K, W, Z). Specify the accent color (A, S).

48 x 24 x 29 ³ / ₈	1200 x 600 x 757	M___-R184824F	1,530	1,838
42 x 24 x 29 ³ / ₈	1050 x 600 x 757	M___-R184224F	1,459	1,738
36 x 24 x 29 ³ / ₈	900 x 600 x 757	M___-R183624F	1,384	1,660

Specify the surface type (5, 6). Specify the edge (N, 1, 2). Specify the handle code (A, C, K, W, Z). Specify the accent color (A, S).

Bridge-returns



Full-height modesty panel. 1 grommet.

48 x 24 x 29 ³ / ₈	1200 x 600 x 744	M_NN_-BR2448	613	742
42 x 24 x 29 ³ / ₈	1050 x 600 x 744	M_NN_-BR2442	570	686
36 x 24 x 29 ³ / ₈	900 x 600 x 744	M_NN_-BR2436	540	645
48 x 18 x 29 ³ / ₈	1200 x 450 x 744	M_NN_-BR1848	476	580
42 x 18 x 29 ³ / ₈	1050 x 450 x 744	M_NN_-BR1842	451	549
36 x 18 x 29 ³ / ₈	900 x 450 x 744	M_NN_-BR1836	427	517

Specify the surface type (1, 2). Edge N. Specify the accent color (A, S).

48 x 24 x 29 ³ / ₈	1200 x 600 x 757	M_N_-BR2448	752	896
42 x 24 x 29 ³ / ₈	1050 x 600 x 757	M_N_-BR2442	710	856
36 x 24 x 29 ³ / ₈	900 x 600 x 757	M_N_-BR2436	677	823
48 x 18 x 29 ³ / ₈	1200 x 450 x 757	M_N_-BR1848	563	677
42 x 18 x 29 ³ / ₈	1050 x 450 x 757	M_N_-BR1842	540	645
36 x 18 x 29 ³ / ₈	900 x 450 x 757	M_N_-BR1836	510	620

Specify the surface type (5, 6). Specify the edge (N, 1, 2). Specify the accent color (A, S).

Left asymmetrical bridge-returns



Full-height modesty panel. 1 grommet.

48 x 24 x 29 ³ / ₈	1200 x 600 x 744	M_NN_-BR244818	694	839
42 x 24 x 29 ³ / ₈	1050 x 600 x 744	M_NN_-BR244218	653	791

Specify the surface type (1, 2). Edge N. Specify the accent color (A, S).

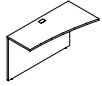
48 x 24 x 29 ³ / ₈	1200 x 600 x 757	M_N_-BR244818	831	998
42 x 24 x 29 ³ / ₈	1050 x 600 x 757	M_N_-BR244218	798	960

Specify the surface type (5, 6). Specify the edge (N, 1, 2). Specify the accent color (A, S).



All Laminate (\$)
HPL Surfaces (\$)

Right asymmetrical bridge-returns



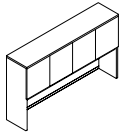
W x D x H (in)	W x D x H (mm)	Code	All Laminate (\$)	HPL Surfaces (\$)
<i>Full-height modesty panel. 1 grommet.</i>				
48 x 24 x 29 ³ / ₈	1200 x 600 x 744	M_NN_BR184824	694	839
42 x 24 x 29 ³ / ₈	1050 x 600 x 744	M_NN_BR184224	653	791

Specify the surface type (1, 2). Edge N. Specify the accent color (A, S).

48 x 24 x 29 ³ / ₈	1200 x 600 x 757	M_N_N_BR184824	831	998
42 x 24 x 29 ³ / ₈	1050 x 600 x 757	M_N_N_BR184224	798	960

Specify the surface type (5, 6). Specify the edge (N, 1, 2). Specify the accent color (A, S).

Hutches with laminate doors – 44" H



72" to 60": 4 doors
54" to 48": 3 doors

Clearance: 20¹/₂" (521 mm). Adjustable shelves. 1 grommet. Full-width wire access. Can accommodate a tackboard, refer to page 35.

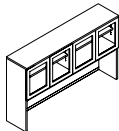
72 x 16 x 44	1800 x 400 x 1099	M1NN_E724416P	1,892	N/A
66 x 16 x 44	1650 x 400 x 1099	M1NN_E664416P	1,814	N/A
60 x 16 x 44	1500 x 400 x 1099	M1NN_E604416P	1,732	N/A
54 x 16 x 44	1350 x 400 x 1099	M1NN_E544416P	1,640	N/A
48 x 16 x 44	1200 x 400 x 1099	M1NN_E484416P	1,564	N/A

Edge N. Specify the accent color (A, S). To be used with 1" surfaces.

72 x 16 x 44	1800 x 400 x 1099	M5_N_E724416P	2,081	N/A
66 x 16 x 44	1650 x 400 x 1099	M5_N_E664416P	1,983	N/A
60 x 16 x 44	1500 x 400 x 1099	M5_N_E604416P	1,910	N/A
54 x 16 x 44	1350 x 400 x 1099	M5_N_E544416P	1,821	N/A
48 x 16 x 44	1200 x 400 x 1099	M5_N_E484416P	1,709	N/A

Specify the edge (N, 1, 2). Specify the accent color (A, S). To be used with 1¹/₂" surfaces.

Hutches with translucent doors – 44" H



72" to 60": 4 doors
54" to 48": 3 doors

Door insert option, change T to: X Matrix, add \$645 (72"-60"); X Matrix, add \$484 (54"-48").

Clearance: 20¹/₂" (521 mm). Adjustable shelves. 1 grommet. Full-width wire access. Can accommodate a tackboard, refer to page 35.

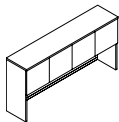
72 x 16 x 44	1800 x 400 x 1099	M1NNS-E724416T	2,732	N/A
66 x 16 x 44	1650 x 400 x 1099	M1NNS-E664416T	2,651	N/A
60 x 16 x 44	1500 x 400 x 1099	M1NNS-E604416T	2,571	N/A
54 x 16 x 44	1350 x 400 x 1099	M1NNS-E544416T	2,271	N/A
48 x 16 x 44	1200 x 400 x 1099	M1NNS-E484416T	2,191	N/A

Edge N. To be used with 1" surfaces.

72 x 16 x 44	1800 x 400 x 1099	M5_NS-E724416T	2,918	N/A
66 x 16 x 44	1650 x 400 x 1099	M5_NS-E664416T	2,819	N/A
60 x 16 x 44	1500 x 400 x 1099	M5_NS-E604416T	2,749	N/A
54 x 16 x 44	1350 x 400 x 1099	M5_NS-E544416T	2,449	N/A
48 x 16 x 44	1200 x 400 x 1099	M5_NS-E484416T	2,337	N/A

Specify the edge (N, 1, 2). Accent color S. To be used with 1¹/₂" surfaces.

Hutches with laminate doors – 36" H



72" to 60": 4 doors
54" to 48": 3 doors

Clearance: 17" (432 mm). 1 grommet. Full-width wire access. Can accommodate a tackboard, refer to page 35.

72 x 16 x 36	1800 x 400 x 900	M1NN_E723616P	1,725	N/A
66 x 16 x 36	1650 x 400 x 900	M1NN_E663616P	1,640	N/A
60 x 16 x 36	1500 x 400 x 900	M1NN_E603616P	1,564	N/A
54 x 16 x 36	1350 x 400 x 900	M1NN_E543616P	1,475	N/A
48 x 16 x 36	1200 x 400 x 900	M1NN_E483616P	1,402	N/A

Edge N. Specify the accent color (A, S). To be used with 1" surfaces.

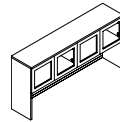
72 x 16 x 36	1800 x 400 x 900	M5_N_E723616P	1,910	N/A
66 x 16 x 36	1650 x 400 x 900	M5_N_E663616P	1,821	N/A
60 x 16 x 36	1500 x 400 x 900	M5_N_E603616P	1,738	N/A
54 x 16 x 36	1350 x 400 x 900	M5_N_E543616P	1,654	N/A
48 x 16 x 36	1200 x 400 x 900	M5_N_E483616P	1,538	N/A

Specify the edge (N, 1, 2). Specify the accent color (A, S). To be used with 1¹/₂" surfaces.



All Laminate (\$)
HPL Surfaces (\$)

Hutches with translucent doors – 36" H



72" to 60": 4 doors
54" to 48": 3 doors

Door insert option, change T to: X Matrix, add \$645 (72"-60"); X Matrix, add \$484 (54"-48").

Clearance: 17" (432 mm). 1 grommet. Full-width wire access. Can accommodate a tackboard, refer to page 35.

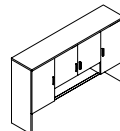
72 x 16 x 36	1800 x 400 x 900	M1NNS-E723616T	2,566	N/A
66 x 16 x 36	1650 x 400 x 900	M1NNS-E663616T	2,481	N/A
60 x 16 x 36	1500 x 400 x 900	M1NNS-E603616T	2,401	N/A
54 x 16 x 36	1350 x 400 x 900	M1NNS-E543616T	2,106	N/A
48 x 16 x 36	1200 x 400 x 900	M1NNS-E483616T	2,029	N/A

Edge N. Accent color S. To be used with 1" surfaces.

72 x 16 x 36	1800 x 400 x 1099	M5_NS-E723616T	2,749	N/A
66 x 16 x 36	1650 x 400 x 1099	M5_NS-E663616T	2,662	N/A
60 x 16 x 36	1500 x 400 x 1099	M5_NS-E603616T	2,577	N/A
54 x 16 x 36	1350 x 400 x 1099	M5_NS-E543616T	2,281	N/A
48 x 16 x 36	1200 x 400 x 1099	M5_NS-E483616T	2,167	N/A

Specify the edge (N, 1, 2). Accent color S. To be used with 1¹/₂" surfaces.

Hutches with laminate doors – low profile



Clearance: 13⁵/₈" - 22¹³/₁₆" (346 mm - 579 mm). 1 adjustable shelf on each low profile side. 1 grommet. Full-width wire access. Can accommodate a LGC-LE25. Tackboard not available.

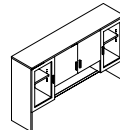
72 x 16 x 44	1800 x 400 x 1099	M1N__EL724416P	2,337	N/A
--------------	-------------------	----------------	-------	-----

Edge N. Specify the handle code (A, C, K, W, Z). Specify the accent color (A, S). To be used with 1" surfaces.

72 x 16 x 44	1800 x 400 x 1099	M5__EL724416P	2,523	N/A
--------------	-------------------	---------------	-------	-----

Specify the edge (N, 1, 2). Specify the handle code (A, C, K, W, Z). Specify the accent color (A, S). To be used with 1¹/₂" surfaces.

Hutches with translucent doors – low profile



Door insert option, change T to: X Matrix, add \$484.

Clearance: 13⁵/₈" - 22¹³/₁₆" (346 mm - 579 mm). 1 adjustable shelf on each low profile side. 1 grommet. Full-width wire access. Can accommodate a LGC-LE25. Tackboard not available.

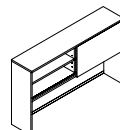
72 x 16 x 44	1800 x 400 x 1099	M1N_S-EL724416T	2,869	N/A
--------------	-------------------	-----------------	-------	-----

Edge N. Accent color S. Specify the handle code (A, C, K, W, Z). To be used with 1" surfaces.

72 x 16 x 44	1800 x 400 x 1099	M5_S-EL724416T	3,063	N/A
--------------	-------------------	----------------	-------	-----

Specify the edge (N, 1, 2). Accent color S. Specify the handle code (A, C, K, W, Z). To be used with 1¹/₂" surfaces.

Hutches with laminate sliding door – 44" H



Sliding door covers half of the storage. Clearance: 20¹/₂" (521 mm). Adjustable shelves. 1 grommet. Full-width wire access. Can accommodate a tackboard, refer to page 35.

72 x 16 x 44	1800 x 400 x 1099	M1NN_EC724416P	2,264	N/A
66 x 16 x 44	1650 x 400 x 1099	M1NN_EC664416P	2,175	N/A
60 x 16 x 44	1500 x 400 x 1099	M1NN_EC604416P	2,087	N/A
54 x 16 x 44	1350 x 400 x 1099	M1NN_EC544416P	2,008	N/A
48 x 16 x 44	1200 x 400 x 1099	M1NN_EC484416P	1,910	N/A

Edge N. Specify the accent color (A, S). To be used with 1" surfaces.

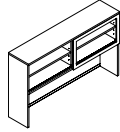
72 x 16 x 44	1800 x 400 x 1099	M5_N_EC724416P	2,481	N/A
66 x 16 x 44	1650 x 400 x 1099	M5_N_EC664416P	2,387	N/A
60 x 16 x 44	1500 x 400 x 1099	M5_N_EC604416P	2,305	N/A
54 x 16 x 44	1350 x 400 x 1099	M5_N_EC544416P	2,217	N/A
48 x 16 x 44	1200 x 400 x 1099	M5_N_EC484416P	2,118	N/A

Specify the edge (N, 1, 2). Specify the accent color (A, S). To be used with 1¹/₂" surfaces.



All HPL Laminate Surfaces (\$) (\$)

Hutches with translucent sliding door – 44" H



Door insert option, change T to: X Matrix, add \$484.

Sliding door covers half of the storage. Clearance: 20½" (521 mm). Adjustable shelves. 1 grommet. Full-width wire access. Can accommodate a tackboard, refer to page 35.

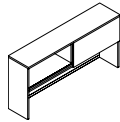
W x D x H (in)	W x D x H (mm)	Code	All Laminate (\$)	HPL Surfaces (\$)
72 x 16 x 44	1800 x 400 x 1099	M1NNS-EC724416T	2,766	N/A
66 x 16 x 44	1650 x 400 x 1099	M1NNS-EC664416T	2,683	N/A
60 x 16 x 44	1500 x 400 x 1099	M1NNS-EC604416T	2,586	N/A
54 x 16 x 44	1350 x 400 x 1099	M1NNS-EC544416T	2,504	N/A
48 x 16 x 44	1200 x 400 x 1099	M1NNS-EC484416T	2,418	N/A

Edge N. Accent color S. To be used with 1" surfaces.

72 x 16 x 44	1800 x 400 x 1099	M5_NS-EC724416T	2,982	N/A
66 x 16 x 44	1650 x 400 x 1099	M5_NS-EC664416T	2,894	N/A
60 x 16 x 44	1500 x 400 x 1099	M5_NS-EC604416T	2,805	N/A
54 x 16 x 44	1350 x 400 x 1099	M5_NS-EC544416T	2,716	N/A
48 x 16 x 44	1200 x 400 x 1099	M5_NS-EC484416T	2,627	N/A

Specify the edge (N, 1, 2). Accent color S. To be used with 1½" surfaces.

Hutches with laminate sliding door – 36" H



Sliding door covers half of the storage. Clearance: 17" (432 mm). 1 grommet. Full-width wire access. Can accommodate a tackboard, refer to page 35.

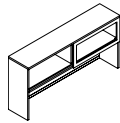
W x D x H (in)	W x D x H (mm)	Code	All Laminate (\$)	HPL Surfaces (\$)
72 x 16 x 36	1800 x 400 x 900	M1NN_-EC723616P	2,095	N/A
66 x 16 x 36	1650 x 400 x 900	M1NN_-EC663616P	2,014	N/A
60 x 16 x 36	1500 x 400 x 900	M1NN_-EC603616P	1,918	N/A
54 x 16 x 36	1350 x 400 x 900	M1NN_-EC543616P	1,838	N/A
48 x 16 x 36	1200 x 400 x 900	M1NN_-EC483616P	1,738	N/A

Edge N. Specify the accent color (A, S). To be used with 1" surfaces.

72 x 16 x 36	1800 x 400 x 900	M5_N_-EC723616P	2,314	N/A
66 x 16 x 36	1650 x 400 x 900	M5_N_-EC663616P	2,224	N/A
60 x 16 x 36	1500 x 400 x 900	M5_N_-EC603616P	2,135	N/A
54 x 16 x 36	1350 x 400 x 900	M5_N_-EC543616P	2,047	N/A
48 x 16 x 36	1200 x 400 x 900	M5_N_-EC483616P	1,950	N/A

Specify the edge (N, 1, 2). Specify the accent color (A, S). To be used with 1½" surfaces.

Hutches with translucent sliding door – 36" H



Door insert option, change T to: X Matrix, add \$484.

Sliding door covers half of the storage. Clearance: 17" (432 mm). 1 grommet. Full-width wire access. Can accommodate a tackboard, refer to page 35.

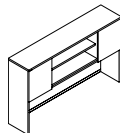
W x D x H (in)	W x D x H (mm)	Code	All Laminate (\$)	HPL Surfaces (\$)
72 x 16 x 36	1800 x 400 x 900	M1NNS-EC723616T	2,594	N/A
66 x 16 x 36	1650 x 400 x 900	M1NNS-EC663616T	2,514	N/A
60 x 16 x 36	1500 x 400 x 900	M1NNS-EC603616T	2,425	N/A
54 x 16 x 36	1350 x 400 x 900	M1NNS-EC543616T	2,337	N/A
48 x 16 x 36	1200 x 400 x 900	M1NNS-EC483616T	2,247	N/A

Edge N. Accent color S. To be used with 1" surfaces.

72 x 16 x 36	1800 x 400 x 900	M5_NS-EC723616T	2,812	N/A
66 x 16 x 36	1650 x 400 x 900	M5_NS-EC663616T	2,724	N/A
60 x 16 x 36	1500 x 400 x 900	M5_NS-EC603616T	2,644	N/A
54 x 16 x 36	1350 x 400 x 900	M5_NS-EC543616T	2,546	N/A
48 x 16 x 36	1200 x 400 x 900	M5_NS-EC483616T	2,461	N/A

Specify the edge (N, 1, 2). Accent color S. To be used with 1½" surfaces.

Hutches with laminate doors, opened center – 44" H



Clearance: 20½" (513 mm). Adjustable shelves. 1 grommet. Full-width wire access. Can accommodate a tackboard, refer to page 35.

W x D x H (in)	W x D x H (mm)	Code	All Laminate (\$)	HPL Surfaces (\$)
72 x 16 x 44	1800 x 400 x 1099	M1NN_-E0724416P	1,814	N/A
66 x 16 x 44	1650 x 400 x 1099	M1NN_-E0664416P	1,725	N/A
60 x 16 x 44	1500 x 400 x 1099	M1NN_-E0604416P	1,654	N/A
54 x 16 x 44	1350 x 400 x 1099	M1NN_-E0544416P	1,557	N/A
48 x 16 x 44	1200 x 400 x 1099	M1NN_-E0484416P	1,482	N/A

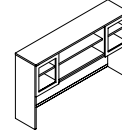
Edge N. Specify the accent color (A, S). To be used with 1" surfaces.

Hutches with laminate doors, opened center – 44" H (cont'd)

W x D x H (in)	W x D x H (mm)	Code	All Laminate (\$)	HPL Surfaces (\$)
72 x 16 x 44	1800 x 400 x 1099	M5_N_-E0724416P	2,001	N/A
66 x 16 x 44	1650 x 400 x 1099	M5_N_-E0664416P	1,904	N/A
60 x 16 x 44	1500 x 400 x 1099	M5_N_-E0604416P	1,829	N/A
54 x 16 x 44	1350 x 400 x 1099	M5_N_-E0544416P	1,732	N/A
48 x 16 x 44	1200 x 400 x 1099	M5_N_-E0484416P	1,628	N/A

Specify the edge (N, 1, 2). Specify the accent color (A, S). To be used with 1½" surfaces.

Hutches with translucent doors, opened center – 44" H



Door insert option, change T to: X Matrix, add \$323.

Clearance: 20½" (513 mm). Adjustable shelves. 1 grommet. Full-width wire access. Can accommodate a tackboard, refer to page 35.

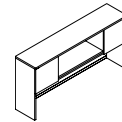
W x D x H (in)	W x D x H (mm)	Code	All Laminate (\$)	HPL Surfaces (\$)
72 x 16 x 44	1800 x 400 x 1099	M1NNS-E0724416T	2,217	N/A
66 x 16 x 44	1650 x 400 x 1099	M1NNS-E0664416T	2,129	N/A
60 x 16 x 44	1500 x 400 x 1099	M1NNS-E0604416T	2,057	N/A
54 x 16 x 44	1350 x 400 x 1099	M1NNS-E0544416T	1,959	N/A
48 x 16 x 44	1200 x 400 x 1099	M1NNS-E0484416T	1,882	N/A

Edge N. Accent color S. To be used with 1" surfaces.

72 x 16 x 44	1800 x 400 x 1099	M5_NS-E0724416T	2,401	N/A
66 x 16 x 44	1650 x 400 x 1099	M5_NS-E0664416T	2,305	N/A
60 x 16 x 44	1500 x 400 x 1099	M5_NS-E0604416T	2,231	N/A
54 x 16 x 44	1350 x 400 x 1099	M5_NS-E0544416T	2,135	N/A
48 x 16 x 44	1200 x 400 x 1099	M5_NS-E0484416T	2,029	N/A

Specify the edge (N, 1, 2). Accent color S. To be used with 1½" surfaces.

Hutches with laminate doors, opened center – 36" H



Clearance: 17" (432 mm). 1 grommet. Full-width wire access. Can accommodate a tackboard, refer to page 35.

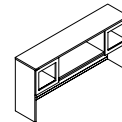
W x D x H (in)	W x D x H (mm)	Code	All Laminate (\$)	HPL Surfaces (\$)
72 x 16 x 36	1800 x 400 x 900	M1NN_-E0723616P	1,640	N/A
66 x 16 x 36	1650 x 400 x 900	M1NN_-E0663616P	1,557	N/A
60 x 16 x 36	1500 x 400 x 900	M1NN_-E0603616P	1,482	N/A
54 x 16 x 36	1350 x 400 x 900	M1NN_-E0543616P	1,395	N/A
48 x 16 x 36	1200 x 400 x 900	M1NN_-E0483616P	1,317	N/A

Edge N. Specify the accent color (A, S). To be used with 1" surfaces.

72 x 16 x 36	1800 x 400 x 900	M5_N_-E0723616P	1,829	N/A
66 x 16 x 36	1650 x 400 x 900	M5_N_-E0663616P	1,732	N/A
60 x 16 x 36	1500 x 400 x 900	M5_N_-E0603616P	1,660	N/A
54 x 16 x 36	1350 x 400 x 900	M5_N_-E0543616P	1,564	N/A
48 x 16 x 36	1200 x 400 x 900	M5_N_-E0483616P	1,459	N/A

Specify the edge (N, 1, 2). Specify the accent color (A, S). To be used with 1½" surfaces.

Hutches with translucent doors, opened center – 36" H



Door insert option, change T to: X Matrix, add \$323.

Clearance: 17" (432 mm). 1 grommet. Full-width wire access. Can accommodate a tackboard, refer to page 35.

W x D x H (in)	W x D x H (mm)	Code	All Laminate (\$)	HPL Surfaces (\$)
72 x 16 x 36	1800 x 400 x 900	M1NNS-E0723616T	2,047	N/A
66 x 16 x 36	1650 x 400 x 900	M1NNS-E0663616T	1,959	N/A
60 x 16 x 36	1500 x 400 x 900	M1NNS-E0603616T	1,882	N/A
54 x 16 x 36	1350 x 400 x 900	M1NNS-E0543616T	1,798	N/A
48 x 16 x 36	1200 x 400 x 900	M1NNS-E0483616T	1,716	N/A

Edge N. Accent color S. To be used with 1" surfaces.

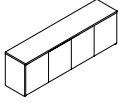
72 x 16 x 36	1800 x 400 x 900	M5_NS-E0723616T	2,231	N/A
66 x 16 x 36	1650 x 400 x 900	M5_NS-E0663616T	2,135	N/A
60 x 16 x 36	1500 x 400 x 900	M5_NS-E0603616T	2,062	N/A
54 x 16 x 36	1350 x 400 x 900	M5_NS-E0543616T	1,967	N/A
48 x 16 x 36	1200 x 400 x 900	M5_NS-E0483616T	1,863	N/A

Specify the edge (N, 1, 2). Accent color S. To be used with 1½" surfaces.



All Laminate (\$)
HPL Surfaces (\$)

Wall-mounted hutches with laminate doors – 22" H



72" to 60": 4 doors
54" to 48": 3 doors

Adjustable shelves. Hanger bar included for wall-mount installation. Can accommodate a tackboard, refer to page 35.

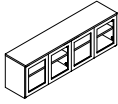
W x D x H (in)	W x D x H (mm)	Code	All Laminate (\$)	HPL Surfaces (\$)
72 x 16 x 22	1800 x 400 x 567	M1NNN-EM722216P	1,814	N/A
66 x 16 x 22	1650 x 400 x 567	M1NNN-EM662216P	1,725	N/A
60 x 16 x 22	1500 x 400 x 567	M1NNN-EM602216P	1,654	N/A
54 x 16 x 22	1350 x 400 x 567	M1NNN-EM542216P	1,557	N/A
48 x 16 x 22	1200 x 400 x 567	M1NNN-EM482216P	1,482	N/A

Edge N. To be used with 1" surfaces.

72 x 16 x 22	1800 x 400 x 567	M5_NN-EM722216P	2,001	N/A
66 x 16 x 22	1650 x 400 x 567	M5_NN-EM662216P	1,904	N/A
60 x 16 x 22	1500 x 400 x 567	M5_NN-EM602216P	1,829	N/A
54 x 16 x 22	1350 x 400 x 567	M5_NN-EM542216P	1,732	N/A
48 x 16 x 22	1200 x 400 x 567	M5_NN-EM482216P	1,628	N/A

Specify the edge (N, 1, 2). To be used with 1½" surfaces.

Wall-mounted hutches with translucent doors – 22" H



Door insert option, change T to: X Matrix.
72" to 60": 4 doors
X Matrix, add \$645;
54" to 48": 3 doors
X Matrix, add \$484.

Adjustable shelves. Hanger bar included for wall-mount installation. Can accommodate a tackboard, refer to page 35.

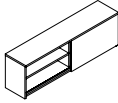
W x D x H (in)	W x D x H (mm)	Code	All Laminate (\$)	HPL Surfaces (\$)
72 x 16 x 22	1800 x 400 x 567	M1NNS-EM722216T	2,620	N/A
66 x 16 x 22	1650 x 400 x 567	M1NNS-EM662216T	2,531	N/A
60 x 16 x 22	1500 x 400 x 567	M1NNS-EM602216T	2,461	N/A
54 x 16 x 22	1350 x 400 x 567	M1NNS-EM542216T	2,161	N/A
48 x 16 x 22	1200 x 400 x 567	M1NNS-EM482216T	2,087	N/A

Edge N. Accent color S. To be used with 1" surfaces.

72 x 16 x 22	1800 x 400 x 567	M5_NS-EM722216T	2,805	N/A
66 x 16 x 22	1650 x 400 x 567	M5_NS-EM662216T	2,706	N/A
60 x 16 x 22	1500 x 400 x 567	M5_NS-EM602216T	2,635	N/A
54 x 16 x 22	1350 x 400 x 567	M5_NS-EM542216T	2,337	N/A
48 x 16 x 22	1200 x 400 x 567	M5_NS-EM482216T	2,231	N/A

Specify the edge (N, 1, 2). Accent color S. To be used with 1½" surfaces.

Wall-mounted hutches with laminate doors – 22" H



Adjustable shelves. Hanger bar included for wall-mount installation. Can accommodate a tackboard, refer to page 35.

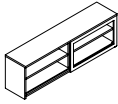
W x D x H (in)	W x D x H (mm)	Code	All Laminate (\$)	HPL Surfaces (\$)
72 x 16 x 22	1800 x 400 x 567	M1NNN-EMC722216P	2,175	N/A
66 x 16 x 22	1650 x 400 x 567	M1NNN-EMC662216P	2,095	N/A
60 x 16 x 22	1500 x 400 x 567	M1NNN-EMC602216P	2,022	N/A
54 x 16 x 22	1350 x 400 x 567	M1NNN-EMC542216P	1,926	N/A
48 x 16 x 22	1200 x 400 x 567	M1NNN-EMC482216P	1,854	N/A

Edge N. To be used with 1" surfaces.

72 x 16 x 22	1800 x 400 x 567	M5_NN-EMC722216P	2,362	N/A
66 x 16 x 22	1650 x 400 x 567	M5_NN-EMC662216P	2,271	N/A
60 x 16 x 22	1500 x 400 x 567	M5_NN-EMC602216P	2,191	N/A
54 x 16 x 22	1350 x 400 x 567	M5_NN-EMC542216P	2,106	N/A
48 x 16 x 22	1200 x 400 x 567	M5_NN-EMC482216P	2,001	N/A

Specify the edge (N, 1, 2). To be used with 1½" surfaces.

Wall-mounted hutches with translucent sliding door – 22" H



Door insert option, change T to: X Matrix, add \$484.

Adjustable shelves. Hanger bar included for wall-mount installation. Can accommodate a tackboard, refer to page 35.

W x D x H (in)	W x D x H (mm)	Code	All Laminate (\$)	HPL Surfaces (\$)
72 x 16 x 22	1800 x 400 x 567	M1NNS-EMC722216T	2,662	N/A
66 x 16 x 22	1650 x 400 x 567	M1NNS-EMC662216T	2,577	N/A
60 x 16 x 22	1500 x 400 x 567	M1NNS-EMC602216T	2,504	N/A
54 x 16 x 22	1350 x 400 x 567	M1NNS-EMC542216T	2,410	N/A
48 x 16 x 22	1200 x 400 x 567	M1NNS-EMC482216T	2,337	N/A

Edge N. Accent color S. To be used with 1" surfaces.



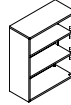
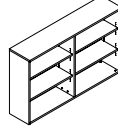
All Laminate (\$)
HPL Surfaces (\$)

Wall-mounted hutches with translucent sliding door – 22" H (cont'd)

W x D x H (in)	W x D x H (mm)	Code	All Laminate (\$)	HPL Surfaces (\$)
72 x 16 x 22	1800 x 400 x 567	M5_NS-EMC722216T	2,846	N/A
66 x 16 x 22	1650 x 400 x 567	M5_NS-EMC662216T	2,755	N/A
60 x 16 x 22	1500 x 400 x 567	M5_NS-EMC602216T	2,676	N/A
54 x 16 x 22	1350 x 400 x 567	M5_NS-EMC542216T	2,586	N/A
48 x 16 x 22	1200 x 400 x 567	M5_NS-EMC482216T	2,481	N/A

Specify the edge (N, 1, 2). Accent color S. To be used with 1½" surfaces.

Open bookcase hutches – 44" H



Adjustable shelves. Can accommodate a tackboard, refer to page 35.

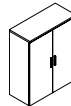
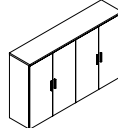
W x D x H (in)	W x D x H (mm)	Code	All Laminate (\$)	HPL Surfaces (\$)
72 x 16 x 44	1800 x 400 x 1099	M1NNN-EB724416	1,564	N/A
36 x 16 x 44	900 x 400 x 1099	M1NNN-EB364416	998	N/A

Edge N. To be used with 1" surfaces.

72 x 16 x 44	1800 x 400 x 1099	M5_NN-EB724416	1,738	N/A
36 x 16 x 44	900 x 400 x 1099	M5_NN-EB364416	1,080	N/A

Specify the edge (N, 1, 2). To be used with 1½" surfaces.

Bookcase hutches with doors – 44" H



Adjustable shelves. Can accommodate a tackboard, refer to page 35.

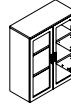
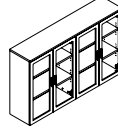
W x D x H (in)	W x D x H (mm)	Code	All Laminate (\$)	HPL Surfaces (\$)
72 x 16 x 44	1800 x 400 x 1099	M1N__-EB724416P	2,305	N/A
36 x 16 x 44	900 x 400 x 1099	M1N__-EB364416P	1,371	N/A

Edge N. Specify the handle code (A, C, K, W, Z). Specify the accent color (A, S). To be used with 1" surfaces.

72 x 16 x 44	1800 x 400 x 1099	M5__-EB724416P	2,481	N/A
36 x 16 x 44	900 x 400 x 1099	M5__-EB364416P	1,459	N/A

Specify the edge (N, 1, 2). Specify the handle code (A, C, K, W, Z). Specify the accent color (A, S). To be used with 1½" surfaces.

Bookcase hutches with translucent doors – 44" H



Adjustable shelves. Can accommodate a tackboard, refer to page 35.

W x D x H (in)	W x D x H (mm)	Code	All Laminate (\$)	HPL Surfaces (\$)
72 x 16 x 44	1800 x 400 x 1099	M1N_S-EB724416T	3,591	N/A
36 x 16 x 44	900 x 400 x 1099	M1N_S-EB364416T	2,014	N/A

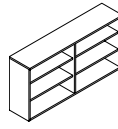
Edge N. Accent color S. Specify the handle code (A, C, K, W, Z). To be used with 1" surfaces.

72 x 16 x 44	1800 x 400 x 1099	M5__S-EB724416T	3,772	N/A
36 x 16 x 44	900 x 400 x 1099	M5__S-EB364416T	2,107	N/A

Specify the edge (N, 1, 2). Accent color S. Specify the handle code (A, C, K, W, Z). To be used with 1½" surfaces.

Door insert option, change T to: X Matrix, add \$1,289 for EB724416X; add \$645 for EB364416X.

Open bookcase hutches – 36" H



Adjustable shelves. Can accommodate a tackboard, refer to page 35.

W x D x H (in)	W x D x H (mm)	Code	All Laminate (\$)	HPL Surfaces (\$)
72 x 16 x 36	1800 x 400 x 900	M1NNN-EB723616	1,411	N/A
36 x 16 x 36	900 x 400 x 900	M1NNN-EB363616	896	N/A

Edge N. To be used with 1" surfaces.

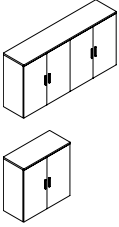
72 x 16 x 36	1800 x 400 x 900	M5_NN-EB723616	1,564	N/A
36 x 16 x 36	900 x 400 x 900	M5_NN-EB363616	973	N/A

Specify the edge (N, 1, 2). To be used with 1½" surfaces.



All HPL Laminate (\$)
Surfaces (\$)

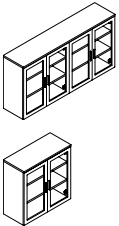
Bookcase hutches with laminate doors - 36" H



W x D x H (in)	W x D x H (mm)	Code	All Laminate (\$)	HPL Surfaces (\$)
<i>Adjustable shelves. Can accommodate a tackboard, refer to page 35.</i>				
72 x 16 x 36	1800 x 400 x 900	M1N_-_-EB723616P	2,081	N/A
36 x 16 x 36	900 x 400 x 900	M1N_-_-EB363616P	1,232	N/A
Edge N. Specify the handle code (A, C, K, W, Z). To be used with 1" surfaces.				
72 x 16 x 36	1800 x 400 x 900	M5_-_-EB723616P	2,231	N/A
36 x 16 x 36	900 x 400 x 900	M5_-_-EB363616P	1,317	N/A

Specify the edge (N, 1, 2). Specify the handle code (A, C, K, W, Z). To be used with 1½" surfaces.

Bookcase hutches with translucent doors - 36" H

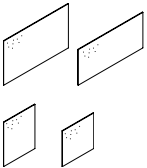


W x D x H (in)	W x D x H (mm)	Code	All Laminate (\$)	HPL Surfaces (\$)
<i>Adjustable shelves. Can accommodate a tackboard, refer to page 35.</i>				
72 x 16 x 36	1800 x 400 x 900	M1N_S-EB723616T	3,370	N/A
36 x 16 x 36	900 x 400 x 900	M1N_S-EB363616T	1,877	N/A
Edge N. Accent color S. Specify the handle code (A, C, K, W, Z). To be used with 1" surfaces.				
72 x 16 x 36	1800 x 400 x 900	M5N_S-EB723616T	3,521	N/A
36 x 16 x 36	900 x 400 x 900	M5N_S-EB363616T	1,959	N/A

Specify the edge (N, 1, 2). Accent color S. Specify the handle code (A, C, K, W, Z). To be used with 1½" surfaces.

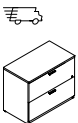
Door insert option, change T to:
X Matrix, add \$1,289 for EB723616X; add \$645 for EB363616X.

Tackboards



W x D x H (in)	W x D x H (mm)	Code	All Laminate (\$)	HPL Surfaces (\$)
<i>To be used on back of bookcase hutches. These prices are applicable for United Chair® Grade 1 and 2 fabrics. For other United Chair® grades add: Grade 3: 15%, Grade 4: 20%, Grade 5: 25%, Grade 6: 30%, Grade 7: 35%. For any other dimension, please contact the Quotations Department.</i>				
70 x 1½ x 42	1740 x 13 x 1040	MNNNN-TK7042EB	758	N/A
70 x 1½ x 34	1740 x 13 x 840	MNNNN-TK7034EB	710	N/A
34 x 1½ x 42	840 x 13 x 1040	MNNNN-TK3442EB	498	N/A
34 x 1½ x 34	840 x 13 x 840	MNNNN-TK3434EB	459	N/A

Lateral file units



W x D x H (in)	W x D x H (mm)	Code	All Laminate (\$)	HPL Surfaces (\$)
<i>2 file drawers with suspension bars. Lock. Optional counterweight to meet BIFMA standards, refer to page 108.</i>				
36 x 24 x 29¾	900 x 600 x 744	M_N_-_-2436LF	1,525	1,838
36 x 20 x 29¾	900 x 500 x 744	M_N_-_-2036LF	1,482	1,786
Specify the surface type (1, 2). Edge N. Specify the handle code (A, C, K, W, Z). Specify the accent color (A, S).				
36 x 24 x 29¾	900 x 600 x 757	M_-_-_-2436LF	1,684	2,029
36 x 20 x 29¾	900 x 500 x 757	M_-_-_-2036LF	1,635	1,959

Specify the surface type (5, 6). Specify the edge (N, 1, 2). Specify the handle code (A, C, K, W, Z). Specify the accent color (A, S).

Open lateral file units



W x D x H (in)	W x D x H (mm)	Code	All Laminate (\$)	HPL Surfaces (\$)
<i>1 file drawer with suspension bar. Lock. Optional counterweight to meet BIFMA standards, refer to page 108.</i>				
36 x 24 x 29¾	900 x 600 x 744	M_N_-_-SLF2436	1,176	1,419
36 x 20 x 29¾	900 x 500 x 744	M_N_-_-SLF2036	1,127	1,355
Specify the surface type (1, 2). Edge N. Specify the handle code (A, C, K, W, Z). Specify the accent color (A, S).				
36 x 24 x 29¾	900 x 600 x 757	M_-_-_-SLF2436	1,329	1,605
36 x 20 x 29¾	900 x 500 x 757	M_-_-_-SLF2036	1,282	1,530

Specify the surface type (5, 6). Specify the edge (N, 1, 2). Specify the handle code (A, C, K, W, Z). Specify the accent color (A, S).

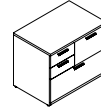
Bookcase units



W x D x H (in)	W x D x H (mm)	Code	All Laminate (\$)	HPL Surfaces (\$)
<i>Bookcase with doors and adjustable shelf.</i>				
36 x 24 x 29¾	900 x 600 x 744	M_N_-_-2436B	1,317	1,585
36 x 20 x 29¾	900 x 500 x 744	M_N_-_-2036B	1,249	1,506
Specify the surface type (1, 2). Edge N. Specify the handle code (A, C, K, W, Z). Specify the accent color (A, S).				
36 x 24 x 29¾	900 x 600 x 757	M_-_-_-2436B	1,482	1,786
36 x 20 x 29¾	900 x 500 x 757	M_-_-_-2036B	1,426	1,709

Specify the surface type (5, 6). Specify the edge (N, 1, 2). Specify the handle code (A, C, K, W, Z). Specify the accent color (A, S).

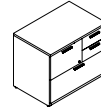
Combined pedestals



W x D x H (in)	W x D x H (mm)	Code	All Laminate (\$)	HPL Surfaces (\$)
<i>2 box drawers on left, 2 file drawers with suspension bars. Lock. Pencil tray. Optional counterweight to meet BIFMA standards, refer to page 108.</i>				
36 x 24 x 29	900 x 600 x 744	M_N_-_-2436C0	1,926	2,071
30 x 24 x 29	750 x 600 x 744	M_N_-_-2430C0	1,869	2,014
36 x 20 x 29	900 x 500 x 744	M_N_-_-2036C0	1,869	2,014
30 x 20 x 29	750 x 500 x 744	M_N_-_-2030C0	1,821	1,959
Specify the surface type (1, 2). Edge N. Specify the handle code (A, C, K, W, Z). Specify the accent color (A, S).				
36 x 24 x 29½	900 x 600 x 757	M_-_-_-2436C0	2,118	2,281
30 x 24 x 29½	750 x 600 x 757	M_-_-_-2430C0	2,057	2,210
36 x 20 x 29½	900 x 500 x 757	M_-_-_-2036C0	2,057	2,210
30 x 20 x 29½	750 x 500 x 757	M_-_-_-2030C0	2,008	2,144

Specify the surface type (5, 6). Specify the edge (N, 1, 2). Specify the handle code (A, C, K, W, Z). Specify the accent color (A, S).

Combined pedestals



W x D x H (in)	W x D x H (mm)	Code	All Laminate (\$)	HPL Surfaces (\$)
<i>2 box drawers on right, 2 file drawers with suspension bars. Lock. Pencil tray. Optional counterweight to meet BIFMA standards, refer to page 108.</i>				
36 x 24 x 29	900 x 600 x 744	M_N_-_-C02436	1,926	2,071
30 x 24 x 29	750 x 600 x 744	M_N_-_-C02430	1,869	2,014
36 x 20 x 29	900 x 500 x 744	M_N_-_-C02036	1,869	2,014
30 x 20 x 29	750 x 500 x 744	M_N_-_-C02030	1,821	1,959
Specify the surface type (1, 2). Edge N. Specify the handle code (A, C, K, W, Z). Specify the accent color (A, S).				
36 x 24 x 29½	900 x 600 x 757	M_-_-_-C02436	2,118	2,281
30 x 24 x 29½	750 x 600 x 757	M_-_-_-C02430	2,057	2,210
36 x 20 x 29½	900 x 500 x 757	M_-_-_-C02036	2,057	2,210
30 x 20 x 29½	750 x 500 x 757	M_-_-_-C02030	2,008	2,144

Specify the surface type (5, 6). Specify the edge (N, 1, 2). Specify the handle code (A, C, K, W, Z). Specify the accent color (A, S).

Modular lateral files



W x D x H (in)	W x D x H (mm)	Code	All Laminate (\$)	HPL Surfaces (\$)
<i>2 file drawers with suspension bars. Lock. Must be installed under a work surface. 1 tone only.</i>				
36 x 18 x 28	900 x 466 x 719	MNN_-_-1836LFL	1,445	N/A
30 x 18 x 28	750 x 466 x 719	MNN_-_-1830LFL	1,402	N/A
Specify the handle code (A, C, K, W, Z). Specify the accent color (A, S).				

Modular combined pedestals




W x D x H (in)	W x D x H (mm)	Code	All Laminate (\$)	HPL Surfaces (\$)
<i>2 box drawers on left, 2 file drawers with suspension bars. Lock. Pencil tray. Must be installed under a work surface. 1 tone only.</i>				
36 x 18 x 28	900 x 466 x 719	MNN_-_-1836COL	1,786	N/A
30 x 18 x 28	750 x 466 x 719	MNN_-_-1830COL	1,669	N/A
Specify the handle code (A, C, K, W, Z). Specify the accent color (A, S).				

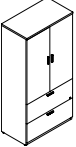
Modular combined pedestals

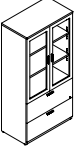


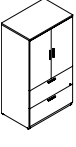
W x D x H (in)	W x D x H (mm)	Code	All Laminate (\$)	HPL Surfaces (\$)
<i>2 box drawers on right, 2 file drawers with suspension bars. Lock. Pencil tray. Must be installed under a work surface. 1 tone only.</i>				
36 x 18 x 28	900 x 466 x 719	MNN_-_-C01836L	1,786	N/A
30 x 18 x 28	750 x 466 x 719	MNN_-_-C01830L	1,669	N/A
Specify the handle code (A, C, K, W, Z). Specify the accent color (A, S).				



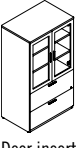
	W x D x H (in)	W x D x H (mm)	Code	All Laminate (\$)	HPL Surfaces (\$)
Modular bookcases with doors	<i>1 adjustable shelf. Lock. Must be installed under a work surface. 1 tone only.</i>				
	36 x 18 x 28	900 x 466 x 719	MNN__-1836BL	1,232	N/A
	30 x 18 x 28	750 x 466 x 719	MNN__-1830BL	1,169	N/A
	Specify the handle code (A, C, K, W, Z). Specify the accent color (A, S).				

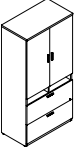
	W x D x H (in)	W x D x H (mm)	Code	All Laminate (\$)	HPL Surfaces (\$)
Storage / lateral file cabinets with laminate doors	<i>Bookcase with doors, 2 adjustable shelves. 2 file drawers with suspension bars. Lock on drawers.</i>				
	36 x 24 x 73 3/8	900 x 600 x 1844	M1N__-243673LFB	2,797	N/A
	36 x 20 x 73 3/8	900 x 500 x 1844	M1N__-203673LFB	2,531	N/A
	Edge N. Specify the handle code (A, C, K, W, Z). Specify the accent color (A, S). To be used with 1" surfaces.				
	36 x 24 x 73 7/8	900 x 600 x 1856	M5__-243673LFB	3,136	N/A
	36 x 20 x 73 7/8	900 x 500 x 1856	M5__-203673LFB	2,865	N/A
	Specify the edge (N, 1, 2). Specify the handle code (A, C, K, W, Z). Specify the accent color (A, S). To be used with 1 1/2" surfaces.				


	W x D x H (in)	W x D x H (mm)	Code	All Laminate (\$)	HPL Surfaces (\$)
Storage / lateral file cabinets with translucent doors	<i>Bookcase with doors, 2 adjustable shelves. 2 file drawers with suspension bars. Lock on drawers.</i>				
	36 x 24 x 73 3/8	900 x 600 x 1844	M1N_S-243673LFBT	3,440	N/A
	36 x 20 x 73 3/8	900 x 500 x 1844	M1N_S-203673LFBT	3,177	N/A
	Edge N. Specify the handle code (A, C, K, W, Z). Accent color S. To be used with 1" surfaces.				
	36 x 24 x 73 7/8	900 x 600 x 1856	M5_S-243673LFBT	3,659	N/A
	36 x 20 x 73 7/8	900 x 500 x 1856	M5_S-203673LFBT	3,400	N/A
	Specify the edge (N, 1, 2). Specify the handle code (A, C, K, W, Z). Accent color S. To be used with 1 1/2" surfaces.				

	W x D x H (in)	W x D x H (mm)	Code	All Laminate (\$)	HPL Surfaces (\$)
Storage / lateral file cabinets with laminate doors	<i>Bookcase with doors, 2 adjustable shelves. 2 file drawers with suspension bars. Lock on drawers.</i>				
	36 x 24 x 65 3/8	900 x 600 x 1644	M1N__-243665LFB	2,701	N/A
	36 x 20 x 65 3/8	900 x 500 x 1644	M1N__-203665LFB	2,433	N/A
	Edge N. Specify the handle code (A, C, K, W, Z). Specify the accent color (A, S). To be used with 1" surfaces.				
	36 x 24 x 65 7/8	900 x 600 x 1657	M5__-243665LFB	2,918	N/A
	36 x 20 x 65 7/8	900 x 500 x 1657	M5__-203665LFB	2,662	N/A
	Specify the edge (N, 1, 2). Specify the handle code (A, C, K, W, Z). Specify the accent color (A, S). To be used with 1 1/2" surfaces.				

Door insert option, change T to: X Matrix, add \$805.

	W x D x H (in)	W x D x H (mm)	Code	All Laminate (\$)	HPL Surfaces (\$)
Storage / lateral file cabinets with translucent doors	<i>Bookcase with doors, 2 adjustable shelves. 2 file drawers with suspension bars. Lock on drawers.</i>				
	36 x 24 x 65 3/8	900 x 600 x 1644	M1N_S-243665LFBT	3,370	N/A
	36 x 20 x 65 3/8	900 x 500 x 1644	M1N_S-203665LFBT	3,102	N/A
	Edge N. Specify the handle code (A, C, K, W, Z). Accent color S. To be used with 1" surfaces.				
	36 x 24 x 65 7/8	900 x 600 x 1657	M5_S-243665LFBT	3,586	N/A
	36 x 20 x 65 7/8	900 x 500 x 1657	M5_S-203665LFBT	3,331	N/A
	Specify the edge (N, 1, 2). Specify the handle code (A, C, K, W, Z). Accent color S. To be used with 1 1/2" surfaces.				

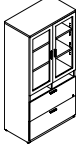
	W x D x H (in)	W x D x H (mm)	Code	All Laminate (\$)	HPL Surfaces (\$)
Storage / lateral file cabinets with pigeonholes and laminate doors	<i>Bookcase with doors, 2 adjustable shelves. 2 pigeonholes. 2 file drawers with suspension bars. Lock on drawers.</i>				
	36 x 24 x 73 3/8	900 x 600 x 1844	M1N__-243673LDB	2,965	N/A
	36 x 20 x 73 3/8	900 x 500 x 1844	M1N__-203673LDB	2,701	N/A
	Edge N. Specify the handle code (A, C, K, W, Z). Specify the accent color (A, S). To be used with 1" surfaces.				
	36 x 24 x 73 7/8	900 x 600 x 1856	M5__-243673LDB	3,184	N/A
	36 x 20 x 73 7/8	900 x 500 x 1856	M5__-203673LDB	2,926	N/A
	Specify the edge (N, 1, 2). Specify the handle code (A, C, K, W, Z). Specify the accent color (A, S). To be used with 1 1/2" surfaces.				

	W x D x H (in)	W x D x H (mm)	Code	All Laminate (\$)	HPL Surfaces (\$)
Storage / lateral file cabinets with pigeonholes and translucent doors	<i>3 adjustable shelves. 1 full-width fixed shelf. Lock.</i>				
	36 x 24 x 73 3/8	900 x 600 x 1844	M1N_S-243673LDBT	2,387	N/A
	36 x 20 x 73 3/8	900 x 500 x 1844	M1N_S-203673LDBT	2,210	N/A
	Edge N. Specify the handle code (A, C, K, W, Z). Specify the accent color (A, S). To be used with 1" surfaces.				
	36 x 24 x 73 7/8	900 x 600 x 1856	M5__-243673LDBT	2,635	N/A
	36 x 20 x 73 7/8	900 x 500 x 1856	M5__-203673LDBT	2,433	N/A
	Specify the edge (N, 1, 2). Specify the handle code (A, C, K, W, Z). Specify the accent color (A, S). To be used with 1 1/2" surfaces.				

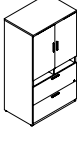
	W x D x H (in)	W x D x H (mm)	Code	All Laminate (\$)	HPL Surfaces (\$)
Storage cabinets with laminate doors	<i>3 adjustable shelves. 1 full-width fixed shelf. Lock.</i>				
	36 x 24 x 73 3/8	900 x 600 x 1844	M1N__-243673B	2,387	N/A
	36 x 20 x 73 3/8	900 x 500 x 1844	M1N__-203673B	2,210	N/A
	Edge N. Specify the handle code (A, C, K, W, Z). Specify the accent color (A, S). To be used with 1" surfaces.				
	36 x 24 x 73 7/8	900 x 600 x 1856	M5__-243673B	2,635	N/A
	36 x 20 x 73 7/8	900 x 500 x 1856	M5__-203673B	2,433	N/A
	Specify the edge (N, 1, 2). Specify the handle code (A, C, K, W, Z). Specify the accent color (A, S). To be used with 1 1/2" surfaces.				

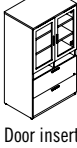
Door insert option, change T to: X Matrix, add \$805.

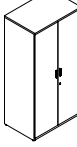


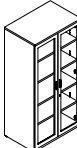
	W x D x H (in)	W x D x H (mm)	Code	All Laminate (\$)	HPL Surfaces (\$)
Storage / lateral file cabinets with pigeonholes and translucent doors	<i>Bookcase with doors, 2 adjustable shelves. 2 pigeonholes. 2 file drawers with suspension bars. Lock on drawers.</i>				
	36 x 24 x 73 3/8	900 x 600 x 1844	M1N_S-243673LDBT	3,612	N/A
	36 x 20 x 73 3/8	900 x 500 x 1844	M1N_S-203673LDBT	3,344	N/A
	Edge N. Specify the handle code (A, C, K, W, Z). Accent color S. To be used with 1" surfaces.				
	36 x 24 x 73 7/8	900 x 600 x 1856	M5__-243673LDBT	3,827	N/A
	36 x 20 x 73 7/8	900 x 500 x 1856	M5__-203673LDBT	3,572	N/A
	Specify the edge (N, 1, 2). Specify the handle code (A, C, K, W, Z). Accent color S. To be used with 1 1/2" surfaces.				

Door insert option, change T to: X Matrix, add \$805.

	W x D x H (in)	W x D x H (mm)	Code	All Laminate (\$)	HPL Surfaces (\$)
Storage / lateral file cabinets with pigeonholes and laminate doors	<i>Bookcase with doors, 2 adjustable shelves. 2 pigeonholes. 2 file drawers with suspension bars. Lock on drawers.</i>				
	36 x 24 x 65 3/8	900 x 600 x 1644	M1N__-243665LDB	2,869	N/A
	36 x 20 x 65 3/8	900 x 500 x 1644	M1N__-203665LDB	2,594	N/A
	Edge N. Specify the handle code (A, C, K, W, Z). Specify the accent color (A, S). To be used with 1" surfaces.				
	36 x 24 x 65 7/8	900 x 600 x 1657	M5__-243665LDB	3,089	N/A
	36 x 20 x 65 7/8	900 x 500 x 1657	M5__-203665LDB	2,819	N/A
	Specify the edge (N, 1, 2). Specify the handle code (A, C, K, W, Z). Specify the accent color (A, S). To be used with 1 1/2" surfaces.				

	W x D x H (in)	W x D x H (mm)	Code	All Laminate (\$)	HPL Surfaces (\$)
Storage / lateral file cabinets with pigeonholes and translucent doors	<i>Bookcase with doors, 2 adjustable shelves. 2 pigeonholes. 2 file drawers with suspension bars. Lock on drawers.</i>				
	36 x 24 x 65 3/8	900 x 600 x 1644	M1N_S-243665LDBT	3,539	N/A
	36 x 20 x 65 3/8	900 x 500 x 1644	M1N_S-203665LDBT	3,273	N/A
	Edge N. Specify the handle code (A, C, K, W, Z). Accent color S. To be used with 1" surfaces.				
	36 x 24 x 65 7/8	900 x 600 x 1657	M5_S-243665LDBT	3,753	N/A
	36 x 20 x 65 7/8	900 x 500 x 1657	M5_S-203665LDBT	3,496	N/A
	Specify the edge (N, 1, 2). Specify the handle code (A, C, K, W, Z). Accent color S. To be used with 1 1/2" surfaces.				

	W x D x H (in)	W x D x H (mm)	Code	All Laminate (\$)	HPL Surfaces (\$)
Storage cabinets with laminate doors	<i>3 adjustable shelves. 1 full-width fixed shelf. Lock.</i>				
	36 x 24 x 73 3/8	900 x 600 x 1844	M1N__-243673B	2,387	N/A
	36 x 20 x 73 3/8	900 x 500 x 1844	M1N__-203673B	2,210	N/A
	Edge N. Specify the handle code (A, C, K, W, Z). Specify the accent color (A, S). To be used with 1" surfaces.				
	36 x 24 x 73 7/8	900 x 600 x 1856	M5__-243673B	2,635	N/A
	36 x 20 x 73 7/8	900 x 500 x 1856	M5__-203673B	2,433	N/A
	Specify the edge (N, 1, 2). Specify the handle code (A, C, K, W, Z). Specify the accent color (A, S). To be used with 1 1/2" surfaces.				

	W x D x H (in)	W x D x H (mm)	Code	All Laminate (\$)	HPL Surfaces (\$)
Storage cabinets with translucent doors	<i>3 adjustable shelves. 1 full-width fixed shelf. Lock.</i>				
	36 x 24 x 73 3/8	900 x 600 x 1844	M1N_S-243673BT	3,674	N/A
	36 x 20 x 73 3/8	900 x 500 x 1844	M1N_S-203673BT	3,496	N/A
	Edge N. Specify the handle code (A, C, K, W, Z). Accent color S. To be used with 1" surfaces.				
	36 x 24 x 73 7/8	900 x 600 x 1856	M5_S-243673BT	3,925	N/A
	36 x 20 x 73 7/8	900 x 500 x 1856	M5_S-203673BT	3,723	N/A
	Specify the edge (N, 1, 2). Specify the handle code (A, C, K, W, Z). Accent color S. To be used with 1 1/2" surfaces.				

Door insert option, change T to: X Matrix, add \$1,289.



All HPL Laminate (\$), Surfaces (\$)

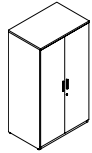


All HPL Laminate (\$), Surfaces (\$)

Storage cabinets with laminate doors

3 adjustable shelves. 1 full-width fixed shelf. Lock.

36 x 24 x 65 ³ / ₈	900 x 600 x 1644	M1N__-243665B	2,291	N/A
36 x 20 x 65 ³ / ₈	900 x 500 x 1644	M1N__-203665B	2,106	N/A



Edge N. Specify the handle code (A, C, K, W, Z). Specify the accent color (A, S). To be used with 1" surfaces.

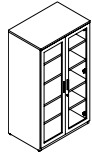
36 x 24 x 65 ³ / ₈	900 x 600 x 1657	M5__-243665B	2,530	N/A
36 x 20 x 65 ³ / ₈	900 x 500 x 1657	M5__-203665B	2,329	N/A

Specify the edge (N, 1, 2). Specify the handle code (A, C, K, W, Z). Specify the accent color (A, S). To be used with 1½" surfaces.

Storage cabinets with translucent doors

3 adjustable shelves. 1 full-width fixed shelf. Lock.

36 x 24 x 65 ³ / ₈	900 x 600 x 1644	M1N_S-243665BT	3,626	N/A
36 x 20 x 65 ³ / ₈	900 x 500 x 1644	M1N_S-203665BT	3,440	N/A



Door insert option, change T to: X Matrix, add \$1,289.

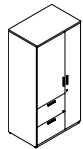
Edge N. Specify the handle code (A, C, K, W, Z). Accent color S. To be used with 1" surfaces.

36 x 24 x 65 ³ / ₈	900 x 600 x 1657	M5_S-243665BT	3,869	N/A
36 x 20 x 65 ³ / ₈	900 x 500 x 1657	M5_S-203665BT	3,674	N/A

Specify the edge (N, 1, 2). Specify the handle code (A, C, K, W, Z). Accent color S. To be used with 1½" surfaces.

Combined storage cabinets with laminate doors

2 file drawers with suspension bars. Clothes hanger bar and 1 fixed shelf on wardrobe side (10¼" - 275 mm). 2 adjustable shelves. Lock on drawers and on full-height door.



36 x 24 x 73 ³ / ₈	900 x 600 x 1844	M1N__-243673FFB	3,788	N/A
36 x 20 x 73 ³ / ₈	900 x 500 x 1844	M1N__-203673FFB	3,618	N/A
36 x 24 x 65 ³ / ₈	900 x 600 x 1644	M1N__-243665FFB	3,691	N/A
36 x 20 x 65 ³ / ₈	900 x 500 x 1644	M1N__-203665FFB	3,521	N/A

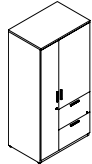
Edge N. Specify the handle code (A, C, K, W, Z). Specify the accent color (A, S). To be used with 1" surfaces.

36 x 24 x 73 ³ / ₈	900 x 600 x 1856	M5__-243673FFB	4,142	N/A
36 x 20 x 73 ³ / ₈	900 x 500 x 1856	M5__-203673FFB	3,973	N/A
36 x 24 x 65 ³ / ₈	900 x 600 x 1657	M5__-243665FFB	4,038	N/A
36 x 20 x 65 ³ / ₈	900 x 500 x 1657	M5__-203665FFB	3,869	N/A

Specify the edge (N, 1, 2). Specify the handle code (A, C, K, W, Z). Specify the accent color (A, S). To be used with 1½" surfaces.

Combined storage cabinets with laminate doors

2 file drawers with suspension bars. Clothes hanger bar and 1 fixed shelf on wardrobe side (10¼" - 275 mm). 2 adjustable shelves. Lock on drawers and on full-height door.



36 x 24 x 73 ³ / ₈	900 x 600 x 1844	M1N__-243673BFF	3,788	N/A
36 x 20 x 73 ³ / ₈	900 x 500 x 1844	M1N__-203673BFF	3,618	N/A
36 x 24 x 65 ³ / ₈	900 x 600 x 1644	M1N__-243665BFF	3,691	N/A
36 x 20 x 65 ³ / ₈	900 x 500 x 1644	M1N__-203665BFF	3,521	N/A

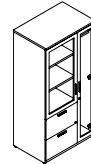
Edge N. Specify the handle code (A, C, K, W, Z). Specify the accent color (A, S). To be used with 1" surfaces.

36 x 24 x 73 ³ / ₈	900 x 600 x 1856	M5__-243673BFF	4,142	N/A
36 x 20 x 73 ³ / ₈	900 x 500 x 1856	M5__-203673BFF	3,973	N/A
36 x 24 x 65 ³ / ₈	900 x 600 x 1657	M5__-243665BFF	4,038	N/A
36 x 20 x 65 ³ / ₈	900 x 500 x 1657	M5__-203665BFF	3,869	N/A

Specify the edge (N, 1, 2). Specify the handle code (A, C, K, W, Z). Specify the accent color (A, S). To be used with 1½" surfaces.

Combined storage cabinets with translucent doors

2 file drawers with suspension bars. Clothes hanger bar and 1 fixed shelf on wardrobe side (10¼" - 275 mm). 2 adjustable shelves. Lock on drawers and on full-height door.



Door insert option, change T to: X Matrix, add \$967.

36 x 24 x 73 ³ / ₈	900 x 600 x 1844	M1N_S-243673FFBT	4,794	N/A
36 x 20 x 73 ³ / ₈	900 x 500 x 1844	M1N_S-203673FFBT	4,627	N/A
36 x 24 x 65 ³ / ₈	900 x 600 x 1644	M1N_S-243665FFBT	4,689	N/A
36 x 20 x 65 ³ / ₈	900 x 500 x 1644	M1N_S-203665FFBT	4,526	N/A

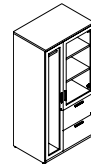
Edge N. Specify the handle code (A, C, K, W, Z). Accent color S. To be used with 1" surfaces.

36 x 24 x 73 ³ / ₈	900 x 600 x 1856	M5_S-243673FFBT	5,150	N/A
36 x 20 x 73 ³ / ₈	900 x 500 x 1856	M5_S-203673FFBT	4,980	N/A
36 x 24 x 65 ³ / ₈	900 x 600 x 1657	M5_S-243665FFBT	5,046	N/A
36 x 20 x 65 ³ / ₈	900 x 500 x 1657	M5_S-203665FFBT	4,873	N/A

Specify the edge (N, 1, 2). Specify the handle code (A, C, K, W, Z). Accent color S. To be used with 1½" surfaces.

Combined storage cabinets with translucent doors

2 file drawers with suspension bars. Clothes hanger bar and 1 fixed shelf on wardrobe side (10¼" - 275 mm). 2 adjustable shelves. Lock on drawers and on full-height door.



Door insert option, change T to: X Matrix, add \$967.

36 x 24 x 73 ³ / ₈	900 x 600 x 1844	M1N_S-243673BFFT	4,794	N/A
36 x 20 x 73 ³ / ₈	900 x 500 x 1844	M1N_S-203673BFFT	4,627	N/A
36 x 24 x 65 ³ / ₈	900 x 600 x 1644	M1N_S-243665BFFT	4,689	N/A
36 x 20 x 65 ³ / ₈	900 x 500 x 1644	M1N_S-203665BFFT	4,526	N/A

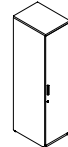
Edge N. Specify the handle code (A, C, K, W, Z). Accent color S. To be used with 1" surfaces.

36 x 24 x 73 ³ / ₈	900 x 600 x 1856	M5_S-243673BFFT	5,150	N/A
36 x 20 x 73 ³ / ₈	900 x 500 x 1856	M5_S-203673BFFT	4,980	N/A
36 x 24 x 65 ³ / ₈	900 x 600 x 1657	M5_S-243665BFFT	5,046	N/A
36 x 20 x 65 ³ / ₈	900 x 500 x 1657	M5_S-203665BFFT	4,873	N/A


Specify the edge (N, 1, 2). Specify the handle code (A, C, K, W, Z). Accent color S. To be used with 1½" surfaces.

Wardrobe units

Clothes hanger bar and 1 fixed shelf. Lock.



Open right (CR)



Open left (CL)

18 x 24 x 73 ³ / ₈	450 x 600 x 1844	M1N__-241873C__	1,926	N/A
18 x 20 x 73 ³ / ₈	450 x 500 x 1844	M1N__-201873C__	1,732	N/A
18 x 24 x 65 ³ / ₈	450 x 600 x 1644	M1N__-241865C__	1,829	N/A
18 x 20 x 65 ³ / ₈	450 x 500 x 1644	M1N__-201865C__	1,635	N/A

Edge N. Specify the handle code (A, C, K, W, Z). Specify the accent color (A, S). Specify the opening at the end of the code: on right (R) or on left (L). To be used with 1" surfaces.

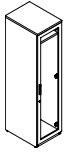
18 x 24 x 73 ³ / ₈	450 x 600 x 1856	M5__-241873C__	2,014	N/A
18 x 20 x 73 ³ / ₈	450 x 500 x 1856	M5__-201873C__	1,806	N/A
18 x 24 x 65 ³ / ₈	450 x 600 x 1657	M5__-241865C__	1,910	N/A
18 x 20 x 65 ³ / ₈	450 x 500 x 1657	M5__-201865C__	1,702	N/A

Specify the edge (N, 1, 2). Specify the handle code (A, C, K, W, Z). Specify the accent color (A, S). Specify the opening at the end of the code: on right (R) or on left (L). To be used with 1½" surfaces.

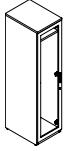


All Laminate (\$)
HPL Surfaces (\$)

Wardrobe units



Open right (CRT)



Open left (CLT)

Door insert option, specify at the end of the code.

X Matrix, add \$484.

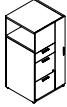
W x D x H (in)	W x D x H (mm)	Code	All Laminate (\$)	HPL Surfaces (\$)
<i>Full-width clothes hanger bar and 1 fixed shelf. Lock.</i>				
18 x 24 x 73 ⁷ / ₈	450 x 600 x 1844	M1N__-241873C_T	2,410	N/A
18 x 20 x 73 ⁷ / ₈	450 x 500 x 1844	M1N__-201873C_T	2,217	N/A
18 x 24 x 65 ⁷ / ₈	450 x 600 x 1644	M1N__-241865C_T	2,314	N/A
18 x 20 x 65 ⁷ / ₈	450 x 500 x 1644	M1N__-201865C_T	2,118	N/A

Edge N. Specify the handle code (A, C, K, W, Z). Specify the accent color (A, S). Specify the opening at the end of the code: on right (R) or on left (L). To be used with 1" surfaces.

18 x 24 x 73 ⁷ / ₈	450 x 600 x 1856	M5__-241873C_T	2,497	N/A
18 x 20 x 73 ⁷ / ₈	450 x 500 x 1856	M5__-201873C_T	2,291	N/A
18 x 24 x 65 ⁷ / ₈	450 x 600 x 1657	M5__-241865C_T	2,393	N/A
18 x 20 x 65 ⁷ / ₈	450 x 500 x 1657	M5__-201865C_T	2,184	N/A

Specify the edge (N, 1, 2). Specify the handle code (A, C, K, W, Z). Specify the accent color (A, S). Specify the opening at the end of the code: on right (R) or on left (L). To be used with 1½" surfaces.

Personal storage tower – left



1 box drawer, 2 file drawers with suspension bars. Lock controls file drawers. Wardrobe with coat hanger bar. Pencil tray.

24 x 24 x 49	600 x 600 x 1234	MNN__-PB242449	2,701	N/A
--------------	------------------	----------------	-------	-----

Specify the handle code (A, C, K, W, Z). Specify the accent color (A, S).

Personal storage tower – right

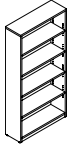


1 box drawer, 2 file drawers with suspension bars. Lock controls file drawers. Wardrobe with coat hanger bar. Pencil tray.

24 x 24 x 49	600 x 600 x 1234	MNN__-P242449B	2,701	N/A
--------------	------------------	----------------	-------	-----

Specify the handle code (A, C, K, W, Z). Specify the accent color (A, S).

Open bookcases



4 adjustable shelves.

36 x 14 x 73 ⁷ / ₈	900 x 350 x 1844	M1NNN-B367314	1,242	N/A
36 x 14 x 65 ⁷ / ₈	900 x 350 x 1644	M1NNN-B366514	1,161	N/A

Edge N. To be used with 1" surfaces.

2 adjustable shelves.

36 x 14 x 73 ⁷ / ₈	900 x 350 x 1856	M5__NN-B367314	1,379	N/A
36 x 14 x 65 ⁷ / ₈	900 x 350 x 1697	M5__NN-B366514	1,289	N/A

Specify the edge (N, 1, 2). To be used with 1½" surfaces.

Additional shelf



Additional shelf.

36 x 13 x 1	846 x 325 x 25	MNNNN-TB3614.1E	168	N/A
-------------	----------------	-----------------	-----	-----

Modular pedestals



2 box drawers, 1 file drawer with suspension bar. Pencil tray. Lock. Must be installed under a work surface. 1 tone only.

15 x 24 x 28	388 x 598 x 719	MNN__-P1524UFL	1,274	N/A
15 x 18 x 28	388 x 466 x 719	MNN__-P1518UFL	1,176	N/A

Specify the handle code (A, C, K, W, Z). Specify the accent color (A, S).

Modular pedestals



2 file drawers with suspension bars. Lock. Must be installed under a work surface. 1 tone only.

15 x 24 x 28	388 x 598 x 719	MNN__-P1524FFL	1,232	N/A
15 x 18 x 28	388 x 466 x 719	MNN__-P1518FFL	1,102	N/A

Specify the handle code (A, C, K, W, Z). Specify the accent color (A, S).



All Laminate (\$)
HPL Surfaces (\$)

Modular pedestal – Laptop storage



1 box drawer with space/shelf to accommodate a laptop, 1 file drawer with suspension bar. Pencil tray. Lock. Must be installed under a work surface. 1 tone only.

15 x 18 x 28	388 x 448 x 719	MNN__-P1518CUFL	1,282	N/A
--------------	-----------------	-----------------	-------	-----

Specify the handle code (A, C, K, W, Z). Specify the accent color (A, S).

Modular pedestal – Recycle bin storage



1 box drawer, 1 door with space to accommodate recycling box. Space available of 14" W x 16⁷/₈" D x 17³/₈" H (355 mm W x 429 mm D x 440 mm H). Pencil tray. Lock. Must be installed under a work surface. 1 tone only.

18 x 18 x 28	448 x 448 x 719	MNN__-P1818URL	1,144	N/A
--------------	-----------------	----------------	-------	-----

Specify the handle code (A, C, K, W, Z). Specify the accent color (A, S).

Hanging pedestal



1 box drawer and 1 file drawer with suspension bar. Pencil tray. Lock. Must be installed under a work surface. 1 tone only.

15 x 17½ x 19	388 x 448 x 489	MNN__-F	973	N/A
---------------	-----------------	---------	-----	-----

Specify the handle code (A, C, K, W, Z). Specify the accent color (A, S).

Mobile pedestals



2 box drawers and 1 file drawer with suspension bar. Pencil tray. Brakes on front casters. Lock. Fits under a work surface. 1 tone only.

15 x 23 x 27½	390 x 575 x 689	MNN__-MP1523UF	1,257	N/A
15 x 18 x 27½	390 x 575 x 689	MNN__-MP1518UF	1,169	N/A

Specify the handle code (A, C, K, W, Z). Specify the accent color (A, S).

Mobile pedestal



2 file drawers with suspension bars. Brakes on front casters. Lock. Fits under a work surface. 1 tone only.

15 x 23 x 27½	390 x 575 x 689	MNN__-MP1523FF	1,193	N/A
---------------	-----------------	----------------	-------	-----

Specify the handle code (A, C, K, W, Z). Specify the accent color (A, S).

Mobile pedestals



1 box drawer and 1 file drawer with suspension bar. Pencil tray. Brakes on front casters. Lock. Fits under a work surface. 1 tone only.

15 x 23 x 20¾	390 x 575 x 527	MNN__-MP1523F	1,144	N/A
15 x 18 x 20¾	390 x 450 x 527	MNN__-MP1518F	1,102	N/A

Specify the handle code (A, C, K, W, Z). Specify the accent color (A, S).

Additional full-width legs



1 tone only. For AT, DT and CM tables.

30 x 1 x 27½	748 x 25 x 698	MNNNN-L30	217	N/A
24 x 1 x 27½	598 x 25 x 698	MNNNN-L24	203	N/A
20 x 1 x 27½	498 x 25 x 698	MNNNN-L20	185	N/A

Additional recessed leg



1 tone only. For AT, DT and CM tables.

13 x 1 x 27½	340 x 25 x 698	MNNNN-L12	168	N/A
--------------	----------------	-----------	-----	-----