

# nvision

OFFICE ENVIRONMENT SOLUTIONS



**PRICE LIST**

USA PRICING – February 2019

# Table of contents

## Specifications

Panels .....	3-5
Panel components .....	6-8
Electricity/communications .....	9-12
Work surfaces .....	12-13
Supports.....	13-14
Storage furniture .....	14-18
Configuration guide .....	19-26
Suggested layouts .....	27-32

## Price list

### Section 1 : Panels

Panels.....	33-42
Panel components .....	43-52
Electricity .....	53-57

### Section 2 : Work surfaces and supports

Surfaces.....	58-72
Supports .....	73-80

### Section 3 : Storage furniture

Shelves and overhead storage units .....	81-92
Metal storage units .....	93-99
Laminate storage units.....	100-110

### Section 4 : Accessories

Accessories.....	111-120
------------------	---------

## General

Terms and conditions of sale .....	121-122
Specials .....	122
Programs.....	122
Product reference.....	123-125
Fabrics and finishes .....	126

Important note: Any artistic, photographic, clerical, typographical or pricing errors and omissions in this price list are subject to correction. Prices and product specifications are subject to change without notice.

## Panels

- ▶ Panel widths are measured from center line to center line of the universal connectors; imperial and metric measures are exact.
- ▶ Height dimensions are measured from bottom of raceway to the top cap; imperial measures are nominal and metric measures are exact.
- ▶ All panels are 2" (51 mm) thick and come with side rails (one on each side) that have deep-set notches in 1.125" (29 mm) increments for mounting panel-hung components.
- ▶ All metal top caps have a powdercoat finish.
- ▶ Acoustical and stackable panels can be upholstered with a different fabric on each side, without any upcharge.
- ▶ Panels available in acoustical, glass or stackable versions, with sliding or laminate doors. Special panels may be laminate on both sides, or laminate on one side and fabric on the other side.
- ▶ A panel can accept up to two stackable panels. The lower stackable acoustical panel can be load bearing.
- ▶ The 4"H (171 mm) raceway is made of rigid ABS plastic, and is offered in 3 styles: non-powered, powered, and powered with communication hole. Both sides of the raceway are identical.
- ▶ Field replacement of the panel fabric is possible. Contact Customer Service for more information.
- ▶ All panels specified as powered (acoustical or glass) come with a factory-installed power base electrical distribution (PDA) assembly, and a flexible power connector of 7.55" (192 mm) long. Order separately the longer power connector (VECT-3) of 9.64" (245 mm) when a 3- or a 4-way panel application is used, and only when a straight panel run application of powered panels is intersected by a non-powered panel.
- ▶ Nvision powered panels are shipped with a 3-circuit capability (field programmable) and 8-wire electrical system that have a separate neutral wire for each circuit and that are compatible with the following power configurations: 3-phase (208Y/120V), 3-wire single-phase (120/140V), and single-phase (120V).
- ▶ Nvision panels offer 3 ways for routing power and communication cabling. An internal top communication channel, two internal vertical channels, and an internal base raceway. All provide the capability of separating power from communication cabling and thereby neatly routing cable and wiring internally from the top horizontally, vertically and to the bottom.
- ▶ Nvision powered panels can accommodate power at the work surface level through use of the electrical connection kit, available for field installation (see page 57).
- ▶ All panels include the following components:

Components	Qty per panel order (rounded up)	Comment
Top cap	1	Top cap with clips
Top cap end plug	0.6	To insert into the end of painted metal top cap in an end-of-run application
Top cap aligner	1	To use in an in-line panel set-up to connect 2 top caps
Raceway	1	Specify raceway option (both sides are identical)
Raceway end plug	0.6	To cover the end of raceway cover in an end-of-run application
Side rail	2	To connect to each side of the panel
Side rail trim cover	1	To cover the side trim rail top channel at the end-of-run application
Panel connectors	1.6	Universal panel connectors are inserted into side rail to connect panels together
Glides	2	Provide 1 1/2" (38 mm) of vertical panel height adjustment
Carpet gripper	1	Use under glides

### Acoustical rating

- ▶ Noise reduction coefficient (NRC) of .65.
- ▶ Sound transmission class (STC) 22.
- ▶ The Nvision rating reflects full panel assembly testing. A panel's ability to aid in the control of sound is measured in terms of NRC and STC. NRC represents the panel's ability to absorb sound while the STC indicates its ability to block sound.

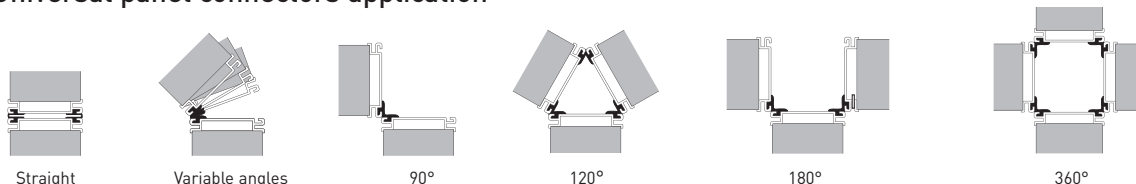
### Fire and BIFMA rating

- ▶ Class A fire rating for fabric surface panels.
- ▶ Fabric, tempered glass and frosted acrylic panels are UL listed and certified for use in Canada.
- ▶ All panel types meet or exceed the standards set by the ANSI/BIFMA X5.6 panel system test for office furnishing.

### Panel connectors specifications

- ▶ Polypropylene panel connectors connect panels of the same or unequal heights and are shipped with each panel order.
- ▶ Panel connectors serve as continuous vertical barriers between panels to block the passage of sound and light.
- ▶ The panel connectors are color-matched to the trim finishes.

### Universal panel connectors application

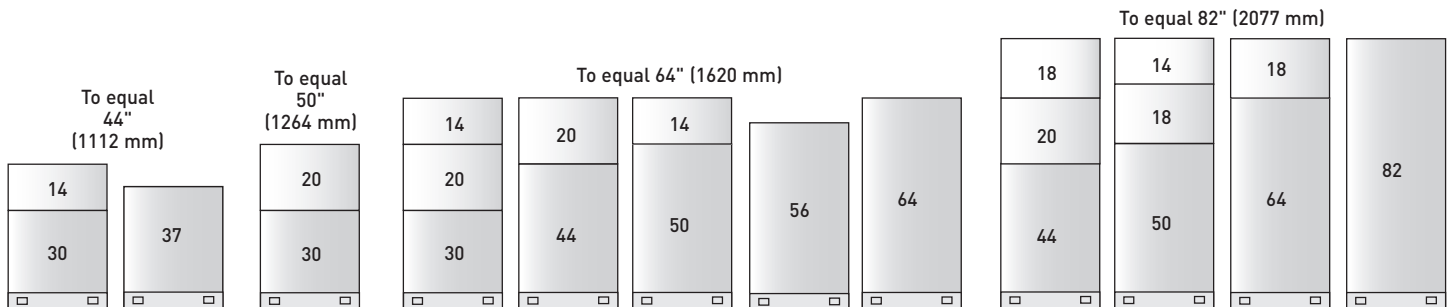


Finish posts are available in 90°, 120° and 180°.

# Specifications

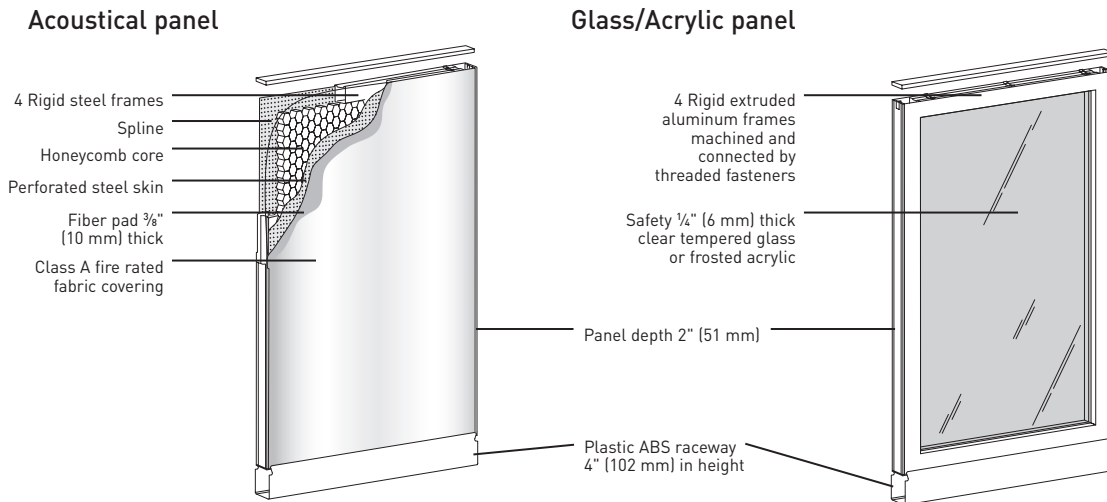
## Panel height combination to match base panel heights and stackable application

- Stacks a maximum of 2 high above a base panel, and load goes on the first stack (upholstered stack).
- May be installed in any order of height provided that the overall combination of panels does not exceed 82" (2083 mm) in height.
- A minimum clearance of 8" (203 mm) is needed above the total height combination in order to install stackable panels.
- Stackable acoustical panels cannot be used above glass panels or stackable glass panels.
- Stackable panels cannot be used above doors.
- Stackable glass panels can be used above acoustical panels, glass panels and stackable panels.
- Wall-mount kit can be used with a combination of stackable panels (height must match existing base panel heights) including the door. See page 52.
- Glass stackable panel can be retrofitted in the field for use on acoustical or glass panel; connector brackets are available as service parts. Contact Customer Service for more information.
- When height of base panel plus stackable panel(s) matches a base panel height, finish posts also match those heights.



Note: Panels stacked on a base panel 37" (940 mm) or 56" (1422 mm) in height will not yield a standard panel height.

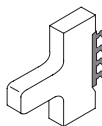
## Panel's construction - inside view



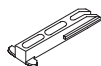
Acoustical panel is made of 4-sided 25-gauge steel frame with honeycomb core and perforated steel skin that is chemically bonded to the entire surface area of the frame, as well as a fiber pad, and a fabric covering that holds in place by a pressure-fit retention spline.

## Installation tools

Please contact Customer Service to order tools needed to install Nvision products.



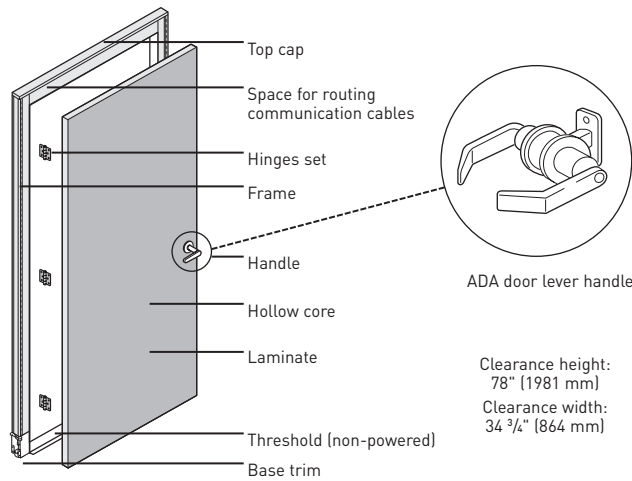
For connecting a panel side rail  
NVSN-TL11



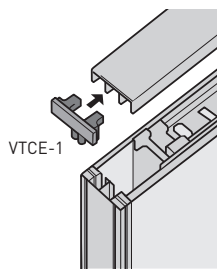
To disconnect a panel side rail  
NVSN-TL05



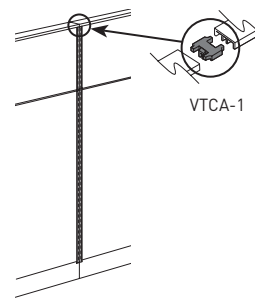
## Door construction – inside view



## Top cap end plug and aligner application



- ▶ Insert top cap end plugs into the end of the Nvision metal top cap in an end-of-run application.



- ▶ Top cap aligner shipped at a ratio of 1 per panel ordered, for field installation.
- ▶ To use with Nvision painted metal top cap in an in-line panel configuration.
- ▶ Alignment tabs are designed for a specific use and cannot be removed or modified.
- ▶ Top cap aligners can be ordered separately if additional ones are needed.

## Top cap end plug needed for floor plan

- ▶ Top cap end plugs are shipped at a ratio of 0.6 per panel ordered.
- ▶ Verify quantity shipped with each panel:

**Step 1:** Determine number of top cap end plugs shipping with the order:

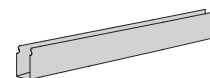
$$\text{Number of panels ordered} \times 0.6 = \text{Number of top cap end plugs included}$$

**Step 2:** Determine how many additional top cap end plugs are needed:

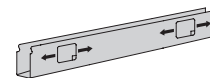
$$\text{Number of top cap end plugs included with order} - \text{Number of top cap end plugs needed} = \text{Number of top cap end plugs extra or missing}$$

- If the sum is positive (+), there will be extra top cap end plugs.
- If the sum is negative (-), there will be additional top cap end plugs to be ordered.

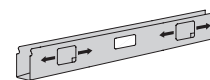
## Raceway options shipped with each panel



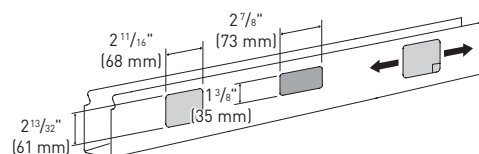
**N** Raceway without openings



**P** Raceway with 2 sliding covers (on each side) for electrical access



**C** Raceway with 2 sliding covers for electrical access (on each side) and 1 with offset communication opening (on each side).



Communication cut-out cover is required to cover the communication holes on a **VNRP** and on a **"C"** raceway option (one hole on both sides). Order separately. See **VNRC-1** on page 50.

# Specifications

## Panel components

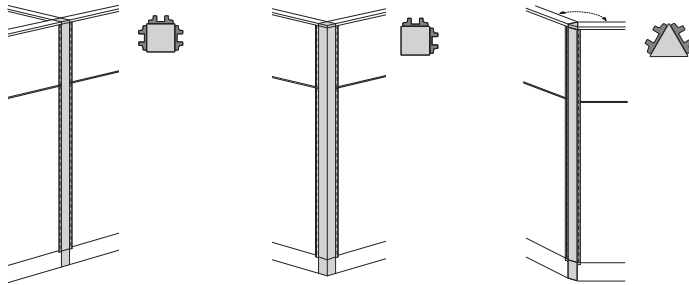
### Finish post

- ▶ Finish posts are not required, but are available as an aesthetic option if desired.
- ▶ Finish post widths are measured from side to side. Imperial and metric measures are exact.
- ▶ Finish posts are available in full-height or variable-height applications for 90°, 180° and 120° configuration to equal the panel height.
- ▶ Finish posts come in (3) parts by using one simple product code (top cap, post and connector cover).
- ▶ Upholstered finish posts may be ordered in your choice of fabric; refer to Nvision switch cards.
- ▶ Finish post heights are measured from bottom of the connector cover to the top of the square top cap. Imperial measures are nominal and metric measures are exact.
- ▶ Cable routing is available through the finish posts that are matching panel height.
- ▶ For UL certification, always use either a finish post or connector cover when a raceway is powered.

### Finish posts application

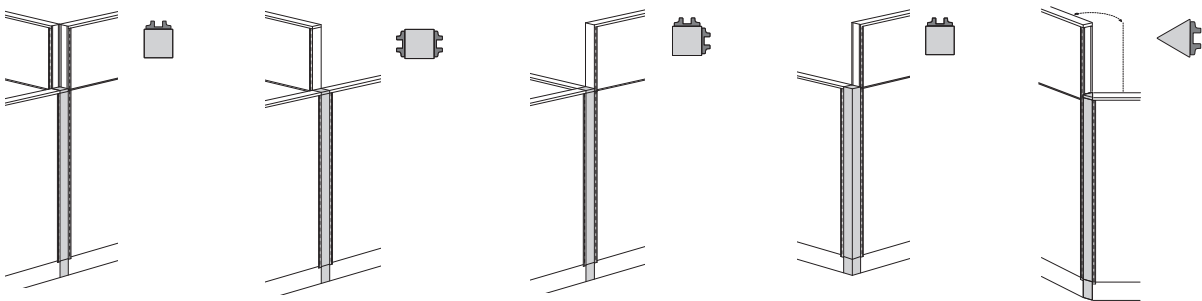
- ▶ Used in full or variable height applications. Allows the routing of wires vertically through the finish post.

#### Full height application



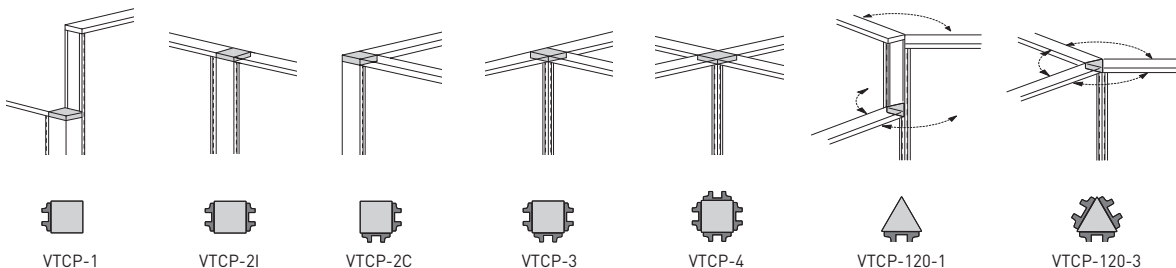
Used in panel application when panel heights are the same on a panel run, even with stackable panels.

#### Variable height application



Used in panel application when multiple height panels at 90°, 180° or 120°; specify height to match lowest panel height and specific square top cap with appropriate alignment tabs.

#### Square top cap application

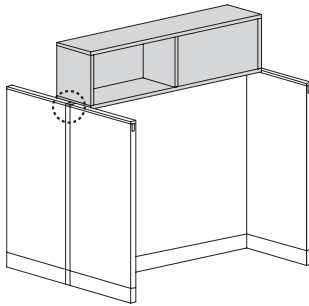


← Alignment tabs are designed for a specific use and cannot be modified.

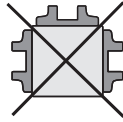
Square top cap can be ordered separately for product applications.

## Use of top cap with center-mounted storage units

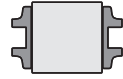
- ▶ When specifying a center-mounted storage unit, care must be taken in selecting these components.



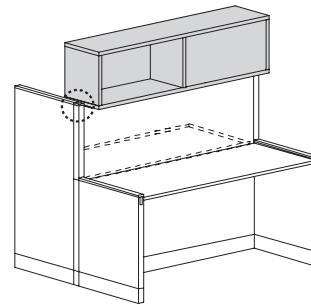
180-degree panel junction configuration.



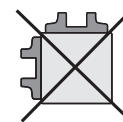
VTCP-3



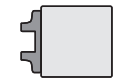
VTCP-2I



90-degree panel junction configuration.



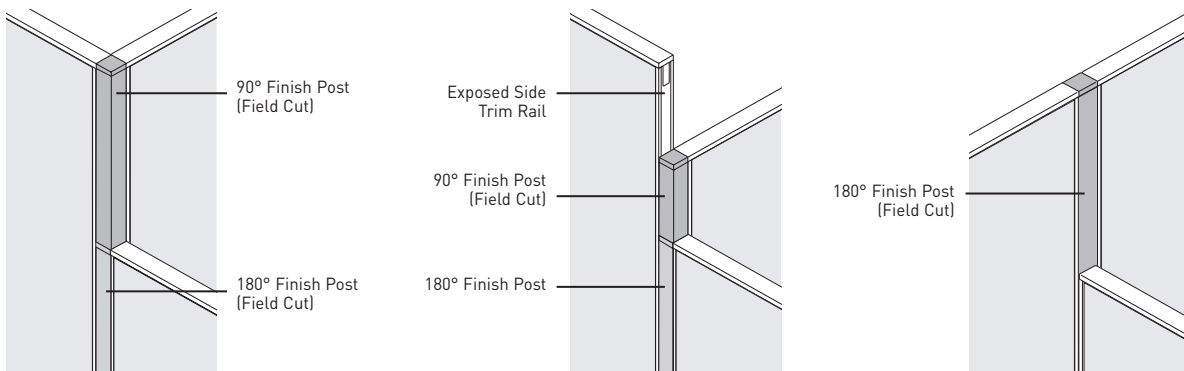
VTCP-3



VTCP-2I

## Finish posts used for variable height applications

- ▶ Used in panel application when panel heights differ in one panel run, for aesthetic reasons only.

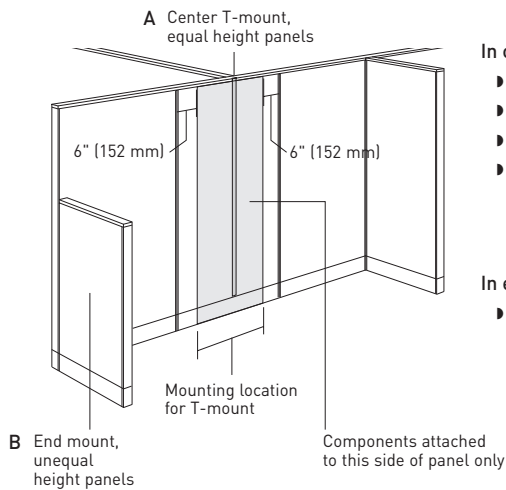


- ▶ For trim cover application, order a finish post that matches the distance needed and specify square top cap options (alignment tabs) if required. Note that the connector cover, shipped with finish post, is not required for this application.
- ▶ Field modifications are required for trim cover application.
- ▶ Trim cover application does not allow the routing of wires vertically.

# Specifications

## T-mount kits

- ▶ Used to mount panels at 90° directly to the side rail of the supporting panel.
- ▶ T-mount kits (one modified glide housing included) are made from extruded aluminum that matches trim color. They connect to the supporting panel with threaded fasteners and do not damage the panel surface when installed.
- ▶ T-mount comes with brackets to provide flexible application such as mounting to the center of a supporting panel (in center application) or left-hand or right-hand side rail mounting (in end application).



### In center T-mount application (A):

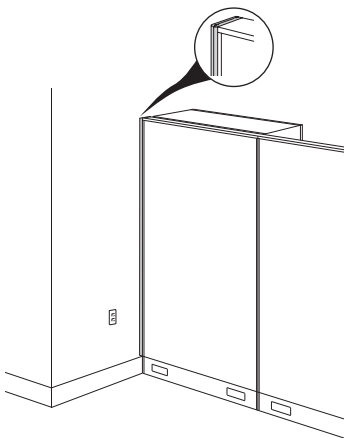
- ▶ Connected panels must be of identical height.
- ▶ Panel-hung components cannot be mounted on the side of the supporting panel.
- ▶ Access to the panel's side trim rails is impeded.
- ▶ The T-mount panel itself can accept components on both sides. With field modification to the supporting panel, the brackets may also attach anywhere along the panel face, except within 6" (152 mm) of either side rail.

### In end T-mount application (B):

- ▶ Height of end T-mount panel can be equal to or lower than the supporting panel height.

## Wall mounts

- ▶ Used to mount panel or door configurations to a structural building wall.
- ▶ Add 1/4" (6 mm) width to the beginning panel.
- ▶ 2" wide (51 mm).
- ▶ Metal wall mounts are color matched with trim colors.
- ▶ Attach directly to wall stud or other permanent structural components.

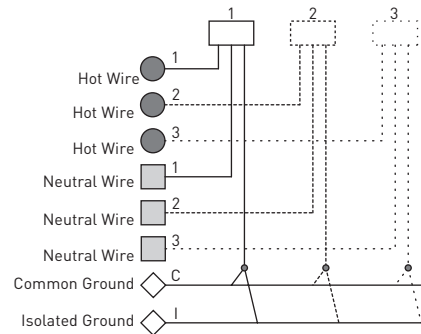


## Electrical Power/Communications

- ▶ Electrical components are for use with 120-volt, 60-hertz power sources only.
- ▶ All Nvision electrical components are UL listed and certified for use in Canada (UL 1286 Office Furniture).
- ▶ All Nvision electrical components are imperial and metric exact dimensions.

### Power base 3-circuit specifications

- ▶ Nvision electrical system provides:
  - 3 hot wires, 3 neutral wires;
  - 1 common-ground wire;
  - 1 isolated-ground wire.
- ▶ Nvision powered panels consist of a 3-circuit; 8-wire made of 12-gauge copper; each circuit has its own neutral conductor.
- ▶ Aligns with the 3-phase national power grid and most North American buildings.
- ▶ All wires are #12 AWG copper conductors.
- ▶ Is compatible with the following building power configurations:
  - 3 phase (208Y/120V)
  - Three-wire single phase (120/240V)
  - Single phase (120V)



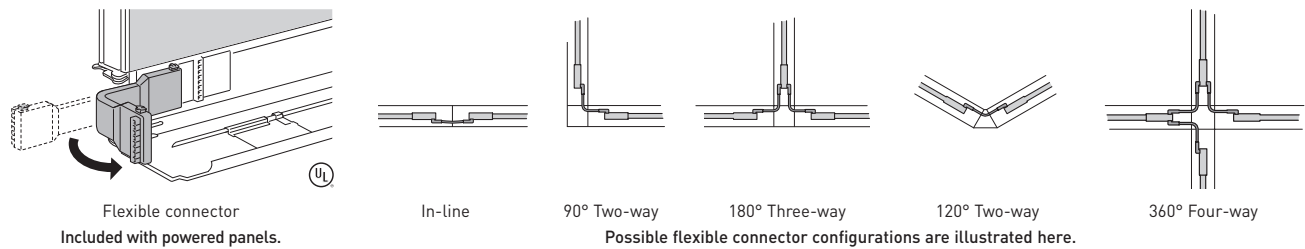
### Power distribution assembly (PDA) specifications

- ▶ Power distribution assembly (PDA) is factory installed to each Nvision powered panel and one short flexible connector is provided.
- ▶ PDA provides four connector locations to connect other modular power components (both sides are identical).
  - 2 receptacles or in-feed locations (see #1)
  - 2 short connectors (see #2)

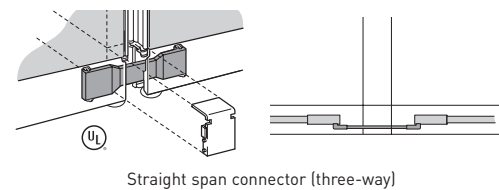


### Flex connector configurations

- ▶ Short flex connector provided with each powered panel ordered.

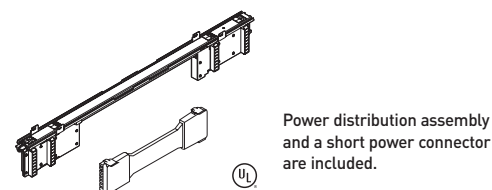


- ▶ Straight-span connector (three panel junctions) must be ordered separately (see page 57).



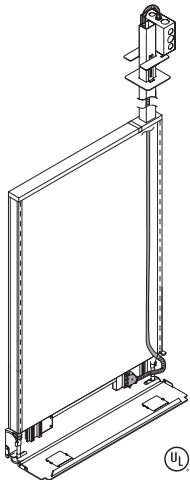
Straight span connector (VECT-3) must be ordered separately, when passing through an adjacent non-powered panel to fill the 2" (51 mm) panel gap.

- ▶ Conversion power kits are available to convert non-powered panels to powered.




# Specifications

## In-feeds specifications



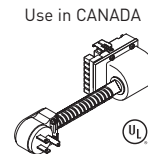
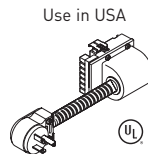
- ▶ Base feed brings power from the floor, wall or column into a receptacle located in the base raceway of the panel.
- ▶ Top feed routes power from the ceiling into either the left or right internal vertical channel in acoustical panels or stackable panels to the base of the panel for distribution throughout the configuration.
- ▶ Powered top feed and cable management poles cannot be used with glass panel (clear or acrylic), door, sliding door and stackable glass panel.
- ▶ Cable management poles carry cables from the space above the ceiling to panel pathways.
- ▶ Cable management poles and top feed pole integrate with the panel's top, base, and vertical pathways to route cables from ceiling infeeds.
- ▶ Plugs into the PDA, on the receptacle location.
- ▶ Use this product only with 120-volt, 60-hertz power sources.



Wire harness length is 180" (4572 mm) regardless of pole length.

Top feed poles are available in 70" (1956 mm) and 124" (3150 mm).

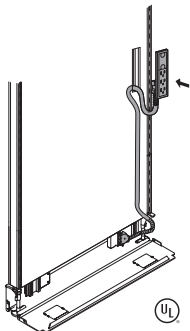
Hardware base feed cable length is available in 48" (1219 mm) or 180" (4572 mm).



- ▶ Plugs into the power distribution assembly (PDA) receptacle location.
- ▶ Supplies power to circuit 1 only.
- ▶ Not for use with isolated-ground receptacles (VERD-1).

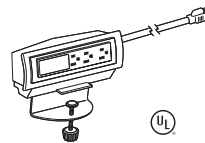
Base power box (VEB-1, VEB-2, VEB-3 and VEB-5) exceeds bottom channel by 1/2" (38 mm).

## Work surface level out-feeds specifications

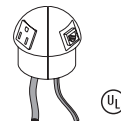


Kit for electrical connection at work surface level integrated into powered panel.

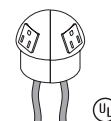
- ▶ Plugs into the PDA, on the receptacle location.
- ▶ Use this product only with 120-volt, 60-hertz power sources.



- ▶ Clips to the back of the work surface and is available in 6' (1829 mm) or 12' (3658 mm) cord length options.



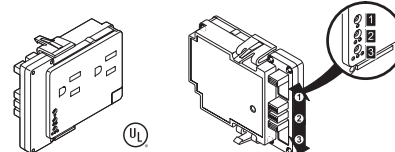
2 powered/  
2 communication outlets



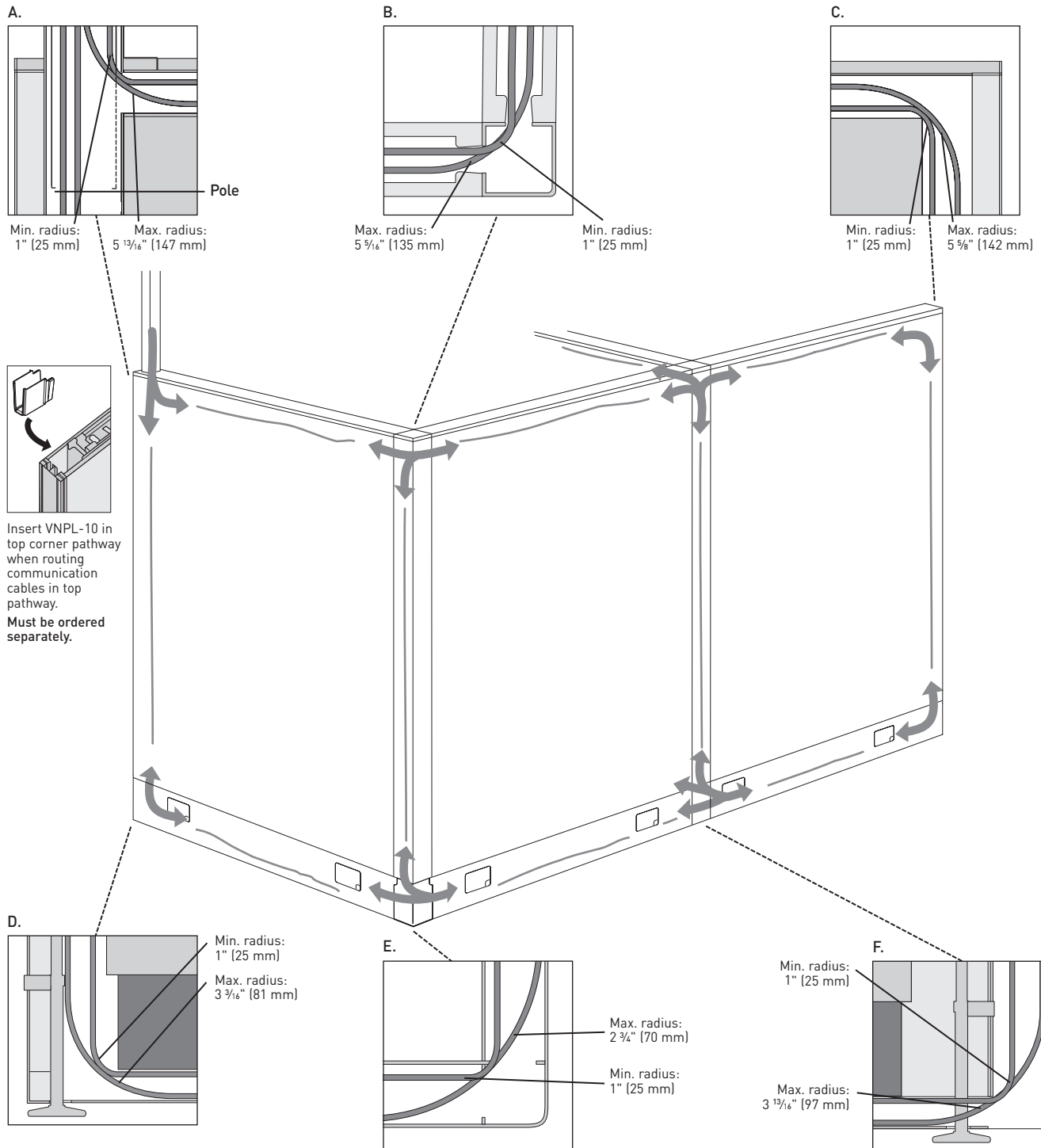
4 powered outlets

## Receptacles out feeds specifications

- ▶ Duplex common-ground receptacles and isolated-ground receptacles are 3 circuit 15-amp field programmable receptacles.
- ▶ The receptacles feature copper alloy terminals and are installed into the PDA of a powered panel, inside the base raceway.
- ▶ Two receptacles can be plugged on each side, into the PDA when no in-feeds are used.
- ▶ Use this product only with 120-volt, 60-hertz power sources.
- ▶ VERD-1 receptacle cannot be used with VEB-2 or VEB-3 power sources.



## Communication – inside view

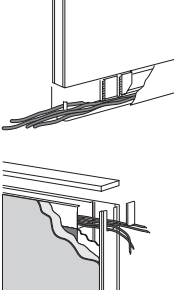


- A. Electrical top feed and cable management pole to top pathway.
- B. Top pathway.
  - Liners (VNPL-10) must be ordered separately and be inserted into the top channel of the panel when routing communication cables in top pathway. Two per panel are needed.
- C. Top pathway to vertical pathway.
- D. Vertical pathway to base raceway.
  - Provides 4 access points: 2 on both sides of the raceway and 2 at the open ends of the raceway.
  - Communication cable access provides 2 additional access points: 1 on either side.
- E. Base raceway to base raceway.
- F. Top feed module channel or cable management pole to base raceway.



# Specifications

## Communication pathway – cable count



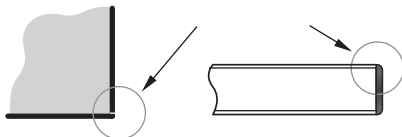
	Cable pathway area Sq. in. Sq. mm		60% fill			40% fill		
			Cable count			Cable count		
			0.20"	0.25"	0.30"	0.20"	0.25"	0.30"
<b>Example</b>								
One square inch cable capacity	1.0	645	19	12	8	13	8	6
<b>Standard panel pathways</b>								
Base raceway, powered	1.1	710	21	13	9	14	9	6
Base raceway, non-powered	5.6	3613	107	68	48	71	46	32
Vertical pathways, acoustical (2 per panel, 2 x 0.9 in <sup>2</sup> each)	1.8	1161	34	22	15	23	15	10
Vertical pathways, glass/acrylic (2 per panel, 2 x 1.2 in <sup>2</sup> each)	2.4	1548	46	29	20	31	20	14
Top pathway, acoustical	1.6	1032	31	20	14	20	13	9
Top pathway, glass/acrylic/door	1.4	903	27	17	12	18	11	8
Electrified top feed/kit for electrical connection at work surface level	1.1	770	21	13	9	14	9	6
Cable management pole	2.1	1355	54	34	24	36	23	18

Category 5e/6/6a. Diameter 0.20", 0.25", 0.30".

This chart shows the number of communication cables that can be routed through specific pathways. Cable capacities are based on 0.20" (5 mm), 0.25" (6 mm), and 0.30" (8 mm) diameter cables at 60% and 40% fill capacity. TIA/EIA 569 suggests a cable fill of 40% for planning and up to 60% for unplanned or future additions. The TIA category designations for cable are not size specific but typically the higher the category number the larger the diameter of the cable is. As a general rule a Category 5e (Enhanced) cable is approximately 0.20" in diameter, a Category 6 0.25", and a Category 6a (Augmented) 0.30". The actual diameter will vary depending on manufacturer and whether it is a plenum rated cable or riser (PVC) cable.

## Work surfaces

- ▶ Work surfaces and counter tops are made of 1" (25 mm) thick particle board panels finished on each side with mar-resistant high-performance laminate (45 lbs/ft<sup>3</sup>) also called TFL.
- ▶ High-pressure laminate work surfaces (HPL) are also available, thus adding 1/16" (1.6 mm) to the overall thickness of the work surface.
- ▶ All components are finished with a thick thermoplastic polymer (ABS) edgebanding.
- ▶ On a panel-mounted work surface, a 5/16" (8 mm) space exists between the back of the work surface and the panel. This space facilitates the routing of power cords and communication cables.
- ▶ Work surface depth and width dimensions are nominal and reflect the dimensions when installed with panel-mounted support brackets.
- ▶ For exact depth dimension, subtract 5/16" (8 mm).



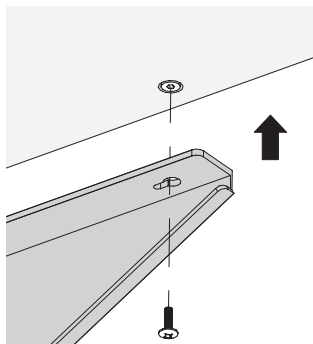
### Color matching thick ABS edge

All edges have rounded corners for a smooth finish.

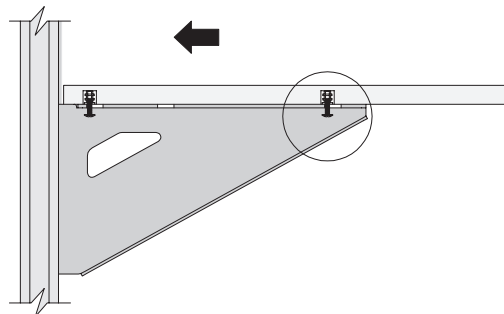
## Installation

- ▶ Cantilever supports must be ordered separately; refer to pages 73 and 74.
- ▶ Metal fittings are made to receive standard cantilever supports only, otherwise wood screws should be used.
- ▶ Almost all surfaces have metal-to-metal fittings, to maintain product integrity and for ease of assembly and reconfiguration.

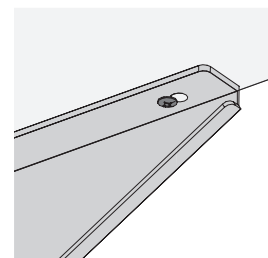
**Step 1:** insert screw, don't screw too tight.



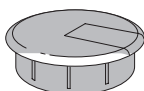
**Step 2:** Push surface against panel. A 5/16" (8 mm) space between the back of the work surface and the panel is normal.



**Step 3:** Screw tightly.



- ▶ Refer to item description for number and position of grommets on surfaces (factory installed when specified).



**Round grommet**  
Black. 2 3/4" (70 mm) in diameter.



**Rectangular grommet**  
Metallic Silver. 2 1/4" x 3 1/2" (55 mm x 90 mm).

## Supports

- ▶ The supports that insert into notches of panel side rails are made of 14 gauge steel and coated with powder.
- ▶ Secured in place by anti-dislodgment device.

### Where to use ...

#### ▶ Standard cantilever supports

For standard application, allow metal-to-metal connection to the surfaces for easy reconfigurations. These brackets can also be specified separately as right-hand, left-hand or pairs for retrofitting to work surface tops. A third cantilever support is needed when the work surface equals or exceeds 60" (1524 mm) in width.

#### ▶ Reinforcement bar

A reinforcement bar is recommended for work surfaces with 48" (1219 mm) and 54" (1372 mm) spans, unless the surfaces are supported mid-span by a standard cantilever, a full-width leg panel, or a fixed pedestal. See page 80.

#### ▶ Panel brackets

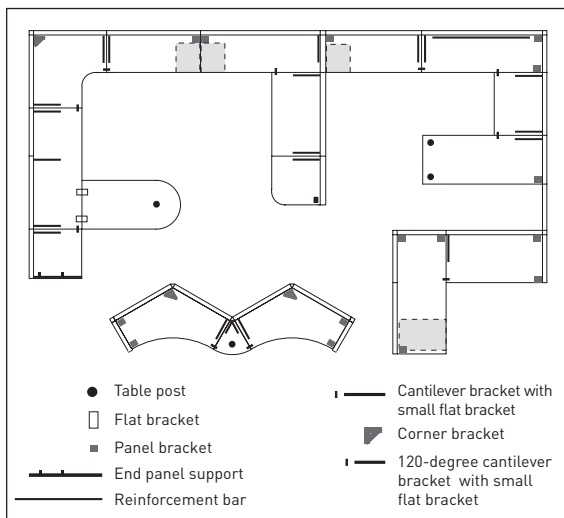
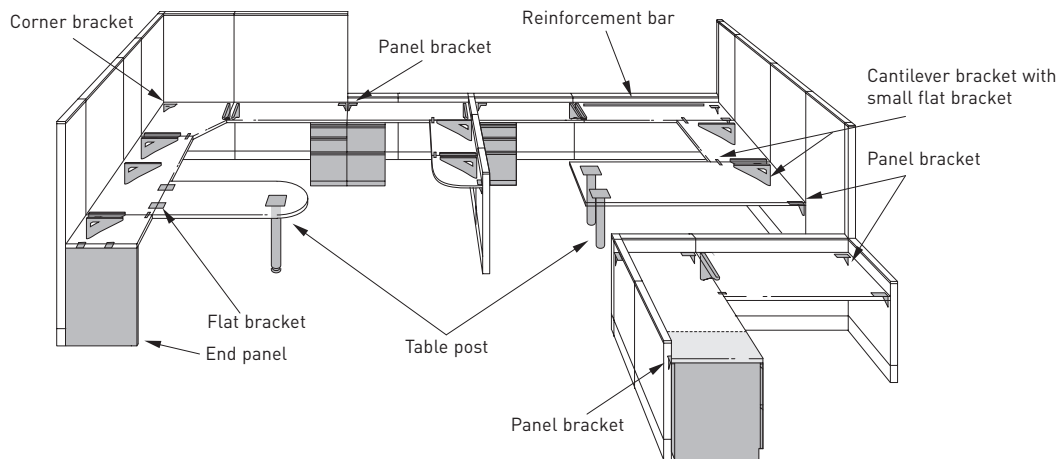
Panel brackets are used to mount the straight end of D-shape, extended D-shape, trapezoidal and P-shape work surfaces to the panel side rail. Panel brackets can also be used as side mount brackets to mount the end of a regular work surface to an adjacent return panel. In certain applications, the side mount bracket can replace a cantilever bracket. Panel brackets are needed to support the back of the work surface when a hanging or fixed pedestal is used.

#### Important:

Brackets must be ordered separately from surfaces. Other support options also available.

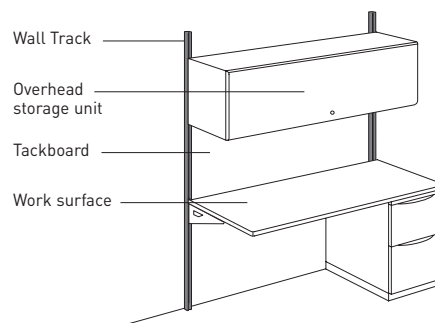
# Specifications

## Support layouts and details - inside view



## Wall tracks

- ▶ Used to attach panel-mounted components to structural walls.
- ▶ Constitute an alternative to panels for the mounting of shelves, overhead or up-mounted storage units, work surfaces and tackboards.
- ▶ 3/4" (19 mm) depth.
- ▶ 5/8" (16 mm) width.
- ▶ Metal wall tracks are color matched with trim colors.



## Storage furniture

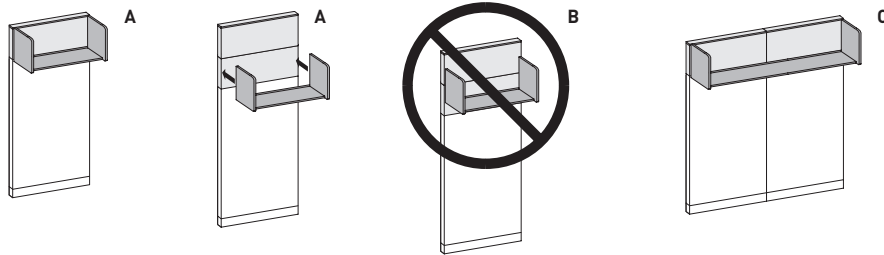
- ▶ All Nvision storage units come standard with locks and 2 keys per lock.
- ▶ All Nvision locks allow keyed alike feature, and can be easily changed in the field; see locking program in Accessories section.
- ▶ Refer to information on the different types of storage units or modules below for more details.

### Metal shelves and overhead storage units

- ▶ Secured in place by anti-dislodgment device.
- ▶ Can be installed on one equal-width panel or on multiple panels equal to the unit's width.
- ▶ Accepts lighting fixtures.
- ▶ Shelf dividers can be ordered separately to divide space laterally on shelves, (see page 98). Metal shelves offered in a range of colors.
- ▶ Imperial and metric dimensions are exact.

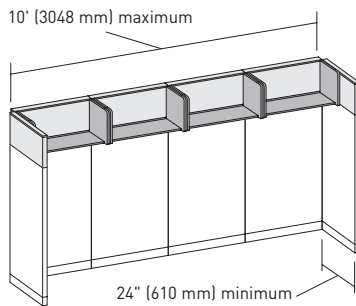
## Applications

- ▶ Only first stackable panel, which is an acoustical panel (A), can bear a load.
- ▶ A load cannot be shared by a regular panel and an acoustical stackable panel, nor by two acoustical stackable panels. (B)
- ▶ Installed on one or more panels of the same width. (C)
- ▶ The door of the storage unit comes with a lock and when opened vertically retracts above unit, thanks to a system of hinges or runners equipped with steel ball bearings, thus providing optimal access to content inside unit.
- ▶ Glass panels and stackable glass panels cannot support a shelf nor any hanging storage unit.

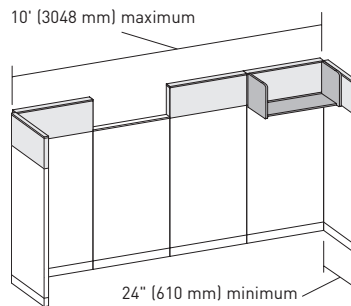


- ▶ To install shelves at same height at first row of stackable panels, shelves must:

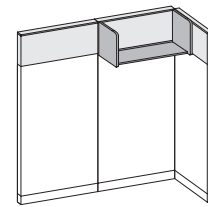
Be placed next to each other over a maximum length of 10' (3 m) AND rest against return panels at least 24" (610 mm) wide



Rest against stackable panels of the same height OR against base panels of equal height or taller (on both sides)



Be mounted between a panel and a return panel



- ▶ Refer to configuration guide (pages 19 to 26) for more information.

## Metal pedestals

- ▶ Pedestals are available in three styles: hanging (hung under a work surface), fixed (supports a work surface, includes a base skirt and 1" (25 mm) adjustable glides) or mobile (dual-wheel casters, with a finished metal top).
- ▶ Direct locking system engages the steel lock bar directly into the steel drawer body for optimum security.
- ▶ Durable hybrid powder coat finish is applied over a rust-inhibiting phosphate pre-treatment. Casing available in all trim colors.
- ▶ All drawers have full extension ball-bearing slides.
- ▶ File drawers can accommodate legal filing front to back by using legal conversion kit (order separately).
- ▶ All drawer accessories must be ordered separately.
- ▶ Recessed pull is made of color matching ABS, except for metallic silver, which is not available.
- ▶ Full pull is made of color matching metal.

### Pedestal drawer weight load capacities:

Drawer test load values per drawer size

Nominal size	Clear height	Depth	Width	Case depth	Load
6" (152 mm)	5" (127 mm)	17" (432 mm)	12 1/2" (318 mm)	24" (610 mm)	17 lb (7,7 kg)
12" (305 mm)	10 1/4" (260 mm)	17" (432 mm)	12 1/2" (318 mm)	24" (610 mm)	36 lb (16,3 kg)

# Specifications

## Metal lateral filing cabinets

- ▶ Recessed pull is made of color matching ABS, except for Metallic Silver, which is not available.
- ▶ Full pull is made of color matching metal.
- ▶ Leveling glides have 1 1/2" (38 mm) height adjustment.
- ▶ Full extension ball-bearing slides for all drawers.
- ▶ One-piece inner top provides upper support and prevents case racking.
- ▶ Positive drawer interlock system allows only one drawer to open at a time to provide greater safety.
- ▶ Durable baked enamel finish is applied with a rust-inhibiting phosphate treatment.
- ▶ Casing available in all trim colors.
- ▶ Available 2, 3, 4 and 5 drawers high. 5-drawer high comes standard with a posting shelf.
- ▶ Side-to-side hanging bars are included.

### Lateral drawer weight load capacities:

Drawer test load values per drawer size

Nominal size	Clear height	Depth	Width	Load
12" x 30" (305 x 762 mm)	11 3/8" (290 mm)	15 1/8" (395 mm)	26 1/8" (674 mm)	80 lbs (36,3 kg)
12" x 36" (305 x 914 mm)	11 3/8" (290 mm)	15 1/8" (395 mm)	32 1/8" (827 mm)	98 lbs (44,5 kg)
12" x 42" (305 x 1067 mm)	11 3/8" (290 mm)	15 1/8" (395 mm)	38 1/8" (979 mm)	116 lbs (52,6 kg)

## Metal personal storage towers

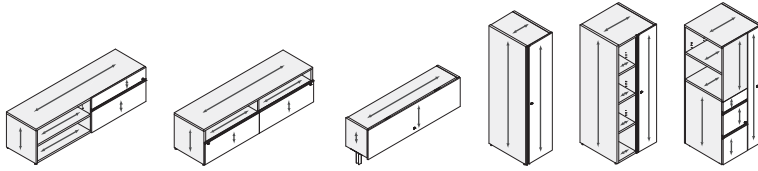
- ▶ Metal wardrobe with clothes hanger bar is available in close or open bookcase and also combined with either a box/box/file or file/file drawer combination.
- ▶ All Nvision pedestal accessories can be used.
- ▶ Recessed pull is made of color matching ABS, except for Metallic Silver, which is not available.
- ▶ Leveling glides have 1" (25 mm) height adjustment.
- ▶ Full pull is made of color matching metal.
- ▶ All locks for the same unit have the same key number.
- ▶ Durable baked enamel finish is applied with rust-inhibiting phosphate treatment. Casing available in all trim colors.
- ▶ Door hinges 110° for easy access.
- ▶ All drawers have full extension ball-bearing slides.

### STEEL GAUGE

	Metal pedestals	Metal lateral filing cabinets	Metal personal storage towers
Top	18	22	20
Top support	—	20	—
Case	20	22	20
Fronts	22	22	22
Vertical rails	18 & 20	20	18 & 20
Inner base	20	22	20
Outer base	—	18	20
Drawer sides	22	—	22
Drawer inner front	22	—	22
Drawer rear	—	—	24
Shelf	—	18	20

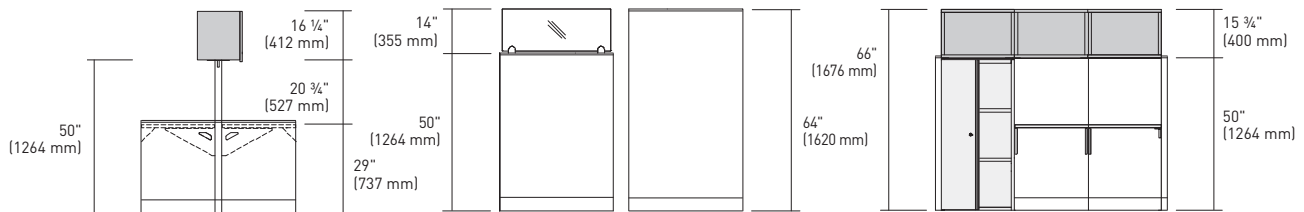
## Two-tone applications

- ▶ The first finish specified will be applied to the frame of the unit. The second finish will be applied to the unit's front.
- ▶ Two-tone application and wood grain direction:

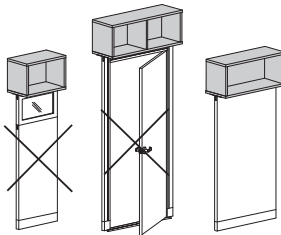


## Height management

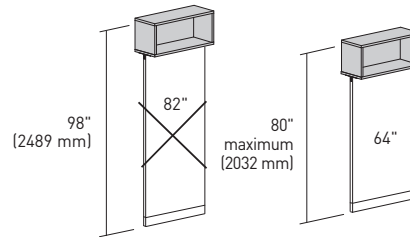
Configuration examples for 50" (1270 mm) high panel:



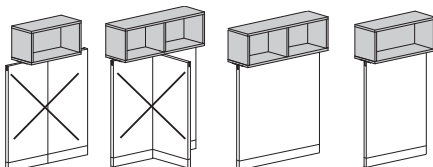
## Uses: Recommendations and best practices for center-mounted units



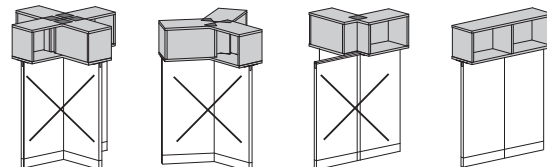
The center-mounted unit needs to be installed on an acoustical panel/stack.



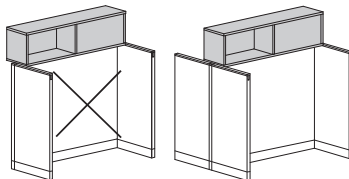
The maximum height for a combination center-mounted unit/panel is 80" (2032 mm).



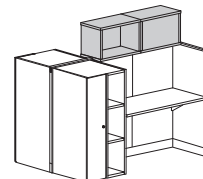
The center-mounted unit's length needs to be equal to the total length of the panel(s) on which the center-mounted unit is installed.



Depending on the configuration, it is important to make sure that the center-mounted units do not conflict with each other.



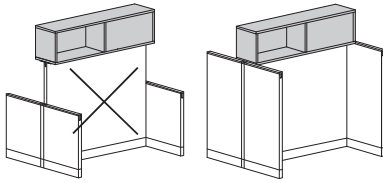
**Important:** The center-mounted units need to be supported by return panels on both sides.



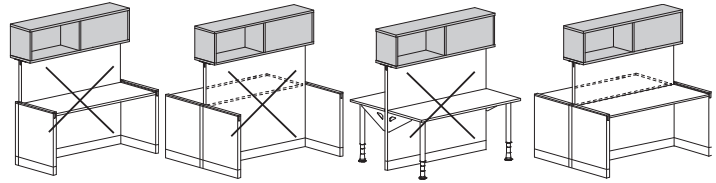
**Options:** The center-mounted units may be supported by vertical storage units which are of equal height or higher than the panels on which the center-mounted units are installed.

# Specifications

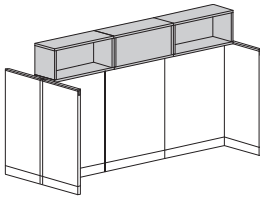
## Uses: Recommendations and best practices for center-mounted units (cont'd.)



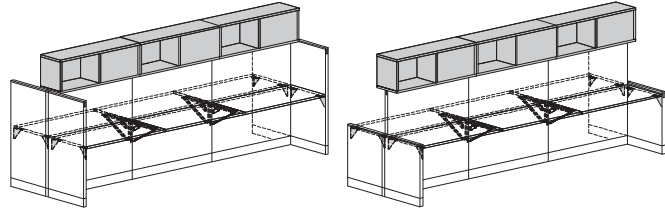
**Without work surface:** Return panels must be of equal height to the panels on which the center-mounted units are installed.



**With work surfaces:** It is possible to use return panels that are lower than the panels on which the center-mounted units are installed. To do so, there must be a work surface on both sides of the panel.

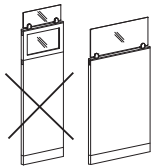


Generally, a panel run with center-mounted units is maximum 10' (3048 mm).

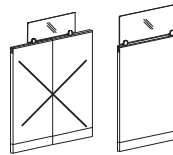


A panel run with center-mounted units can be up to 12' (3658 mm) if work surfaces are installed using panel brackets. Return panels can be 30" (762 mm) or higher.

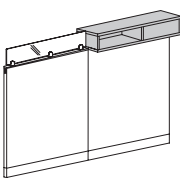
## Height combination of center-mounted laminate storage units and use of panel privacy screens and of stackable panels



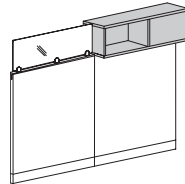
Panel privacy screens can only be installed on acoustical panels.



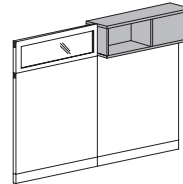
Panel privacy screens for panels must not exceed the length of the base panel and may be installed on only one panel at a time.



Shown with VSAGX-0860 and VDEP-0860



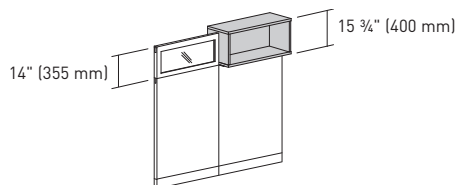
Shown with VSAGX-1460 and VDEP-1460



Shown with VPSG-1460 and VDEP-1460

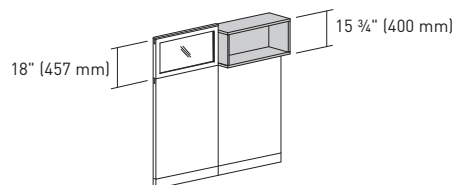
Center-mounted storage units match 8" (203 mm) and 14" (355 mm) panel privacy screens perfectly height-wise.

Center-mounted storage units match 14" (355 mm) stackable glass panels perfectly height-wise.



14" (355 mm)

15 3/4" (400 mm)



18" (457 mm)

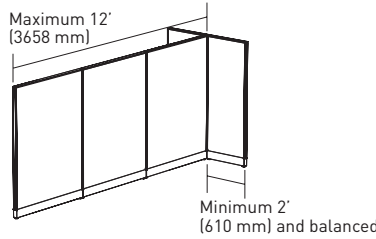
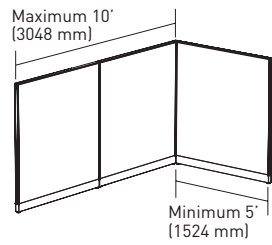
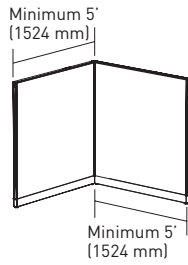
15 3/4" (400 mm)

All metal and laminate shared units are 15 3/4" (400 mm) in height, which results in a homogenous appearance.

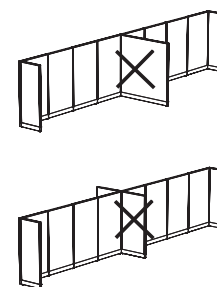
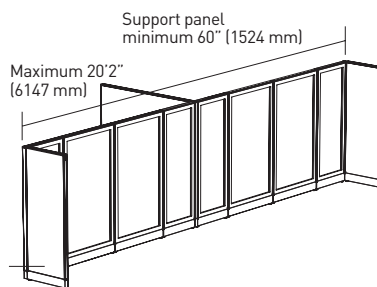
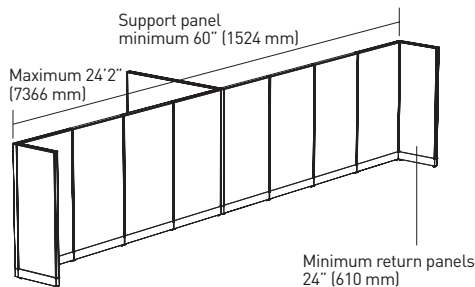
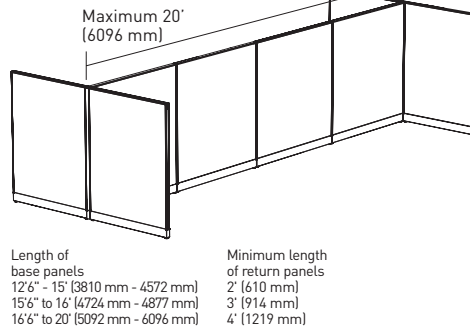
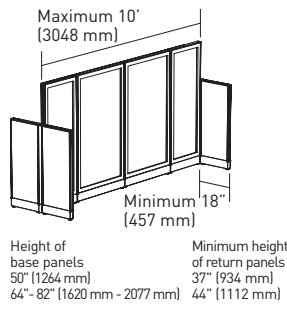
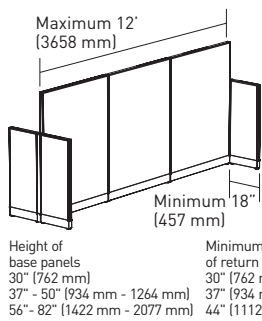
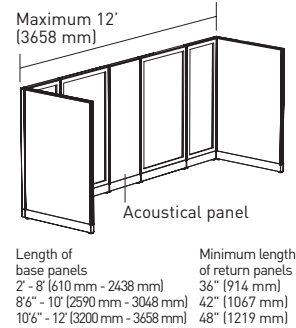
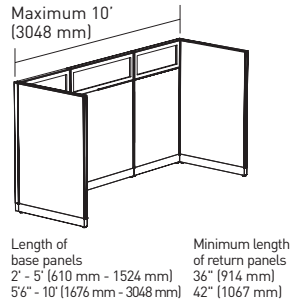
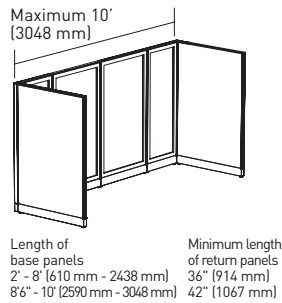
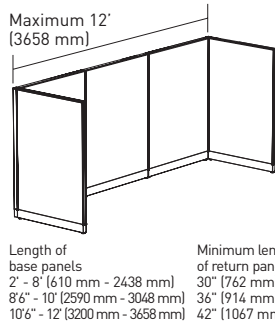
In order to create the desired effect, care must be taken when specifying the combination of products.



## Configurations without components – with return panels



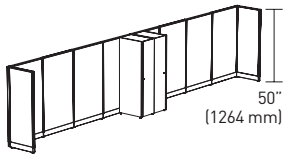
**NOTE:**  
Possibility of panel combinations not exceeding 82" (2077 mm) in height.  
When unbalanced, return panel(s) must have same height as base panels.



Base panels may be installed in series up to a maximum of 24' 2" (7366 mm) provided a return panel 24" (610 mm) in width is installed at each end as well as a support panel 60" (1524 mm) in width on the side opposite return panel. This configuration does not allow changing orientation of support panel, nor dividing it into 2 panels.

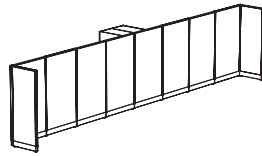
# Configuration guide

## Configurations without components – with return panels (cont'd.)



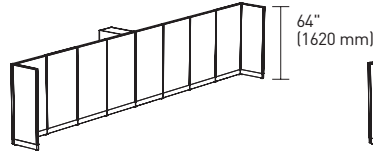
Shown with VPCLB-1850-L and VPCRB-1850-R

When base panels are 50" (1264 mm) or 56" (1422 mm) tall, 60" (1524 mm) wide support panel may be replaced by 2 wardrobes with back panel attachment brackets acting as a panel, with the same height as the base panels.

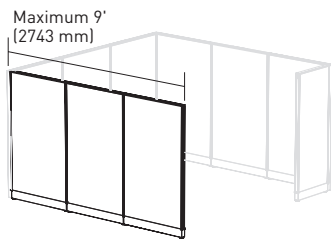
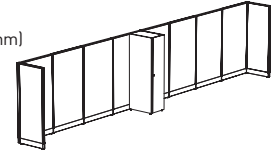


Shown with VPCLB-1864-L

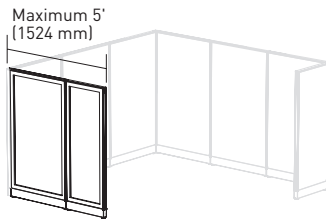
When base panels are 64" (1620 mm) or 82" (2077 mm) high, 60" (1524 mm) wide support panel may be replaced by a wardrobe with back panel attachment brackets for a 64" (1620 mm) high panel.



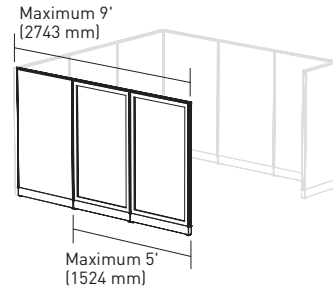
64"  
(1620 mm)



When return panels are supported only on one side, panel series may not exceed 9' (2743 mm).

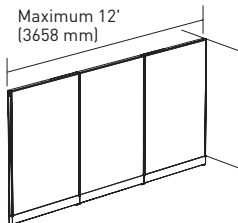


When glass return panels are supported on only one side, panel series may not exceed 5' (1524 mm).



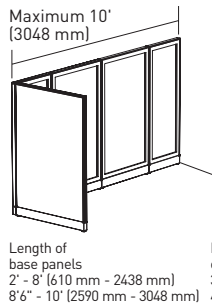
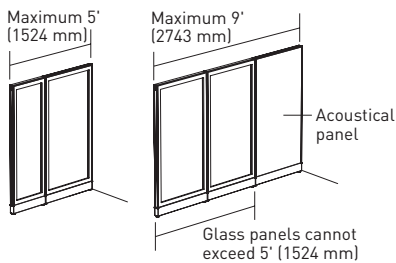
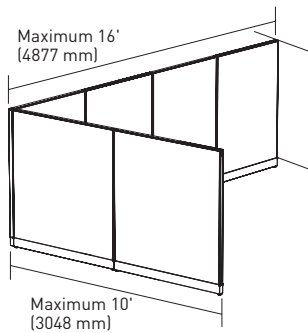
When a combination of acoustical and glass return panels are supported on only one side, panel series may not exceed 9' (2743 mm). Glass section may not exceed 5' (1524 mm).

## Configurations without components - with wall mounting



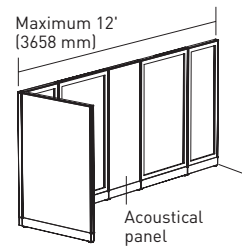
Length of base panels  
18' (457 mm) - 12' (3658 mm)  
12'6" (3810 mm) - 16' (4877 mm)

Minimum length of return panels  
No return  
min. 2' (610 mm) max 10' (3048 mm)



Length of base panels  
2' - 8' (610 mm - 2438 mm)  
8'6" - 10' (2590 mm - 3048 mm)

Minimum length of return panels  
36" (914 mm)  
42" (1067 mm)




Length of base panels  
2' - 8' (610 mm - 2438 mm)  
8'6" - 10' (2590 mm - 3048 mm)  
10'6" - 12' (3200 mm - 3658 mm)

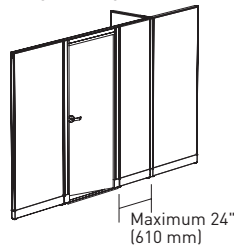
Minimum length of return panels  
36" (914 mm)  
42" (1067 mm)  
48" (1219 mm)

## Configurations with components - with door

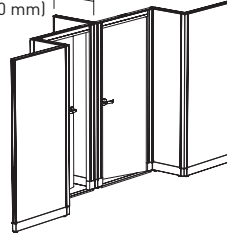
Hinges on left



Hinges on right




Maximum 24"  
(610 mm)



Door must have a 24" (610 mm) wide support panel installed at 90 degrees and at a maximum distance of 24" (610 mm) from the hinge side. The panel must also be installed with the same orientation as door opens with.

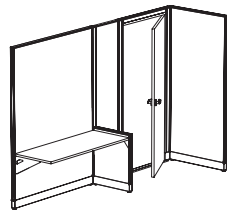
The support panel may be replaced by a wardrobe with back panel attachment brackets for a panel of 64" (1620 mm) high panel.

Two doors may be installed recessed from return panels. A 24" (610 mm) return panel must be installed between both doors.



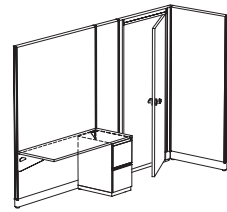
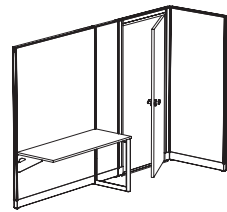

Suggested height  
of 64" (1620 mm)

When a door is installed into a panel series that supports a work surface and a storage unit, a return panel of the same height as the storage unit must be ordered.



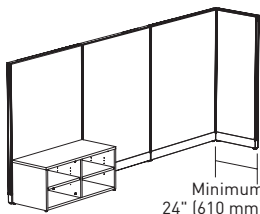
When configuration includes only a work surface, a support is required at surface end. The support may be:

- A return panel equal to the depth of work surface
- An end support panel
- Panel-mounted open frame leg
- A fixed pedestal with a support bracket

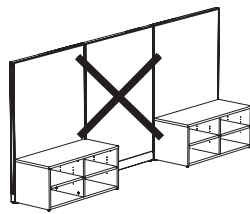


## Configurations with components - with back-support storage modules

A return panel may be replaced by a low storage module provided module includes lateral or back panel attachment brackets. For a configuration with such a module, only one return panel can be replaced.

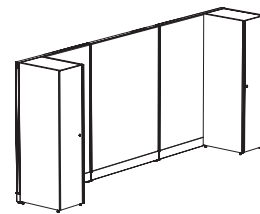
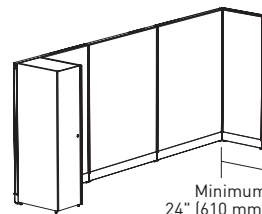


Shown with VPBEBE-204720-2B



Minimum  
24" (610 mm)

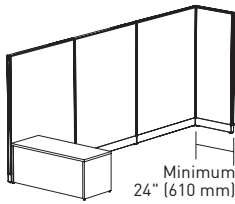
Shown with VPCLB-1864-L



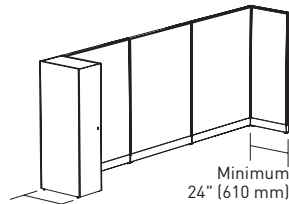
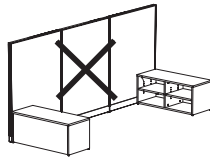
Shown with VPCLB-1864-L  
& VPCRB-1864-R

# Configuration guide

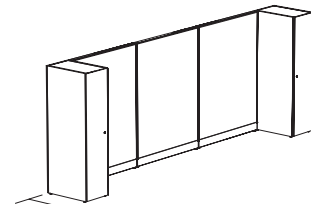
## Configurations with components – with lateral-support storage modules



Shown with VPBEBE-204720-2S



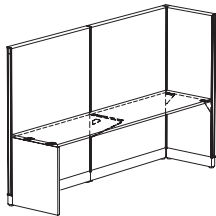
26" (660 mm) depth  
Shown with VPCLS-1864-L



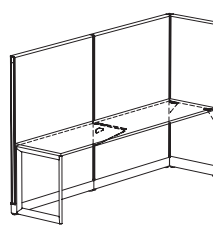
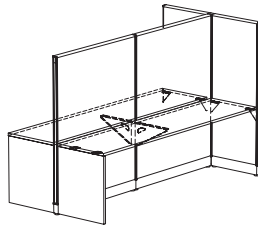
26" (660 mm) depth  
Shown with VPCLS-1864-L & VPCRS-1864-R

Note:  
Wardrobe is 26" (661 mm) in depth, which is the sum of the depth of the 24" (610 mm) work surface plus the depth of the 2" (51 mm) panel.

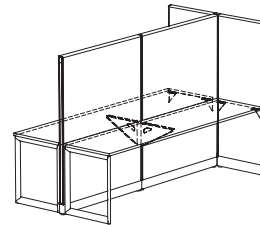
## Configurations with components – with surface support



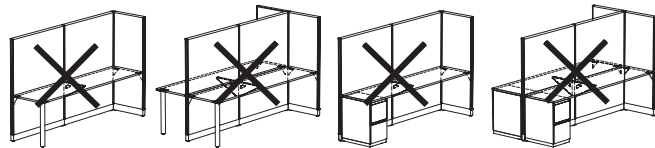
Shown with VUSE-24



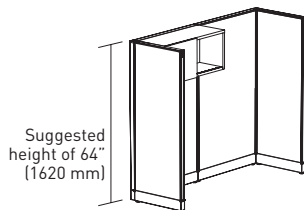
Shown with VLGC-LP24PL



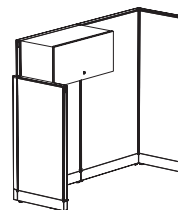
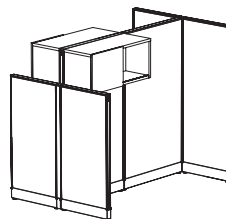
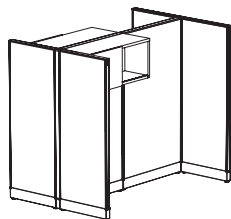
A return panel may be replaced by an end support panel or a panel-mounted open framed leg as long as it has the same depth as the work surface. Return panel may not be replaced by a single table post or a fixed pedestal.



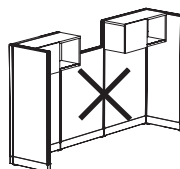
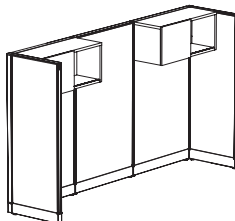
## Configurations with overhead storage units – with return panels



When a storage unit is installed on a panel in an unbalanced configuration, a return panel with same height as that of panel on which unit is mounted is required.

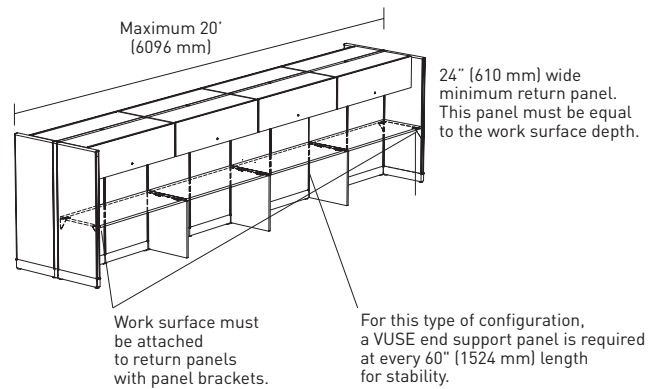
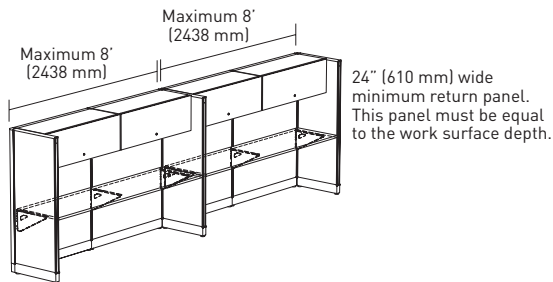
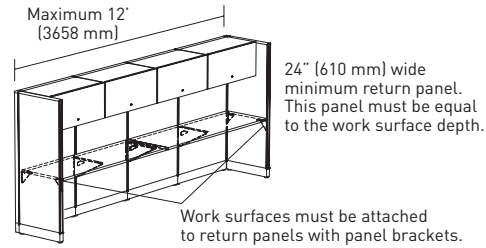
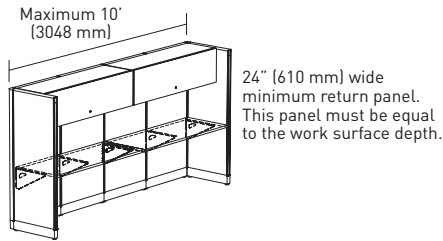


For an unbalanced configuration, and only when a **metal storage** unit is mounted on a panel, the return panel may be less tall than the panel on which storage unit is installed.

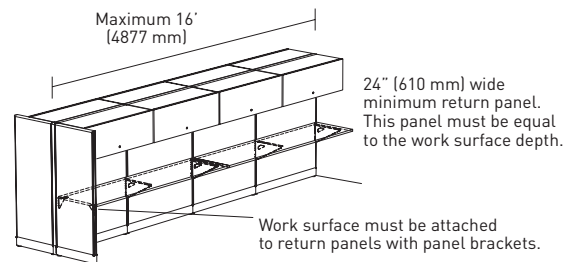
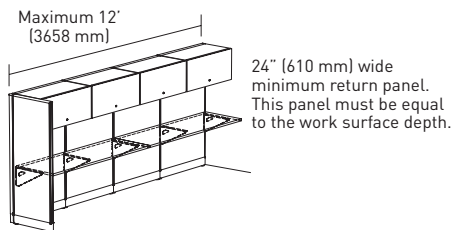


When a storage unit is mounted on a panel, adjacent panel must be same height or taller (on either side of unit).

## Configurations with overhead storage units – with return panels (cont'd.)



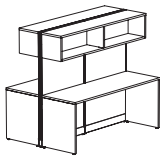
## Configurations with overhead storage units – with wall mounting



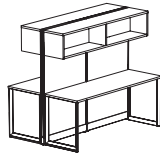
Note:  
A properly installed wall mount provides more stability than a return panel.

# Configuration guide

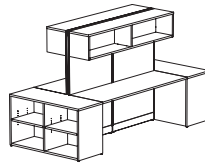
## Configurations with overhead storage units - with surface support



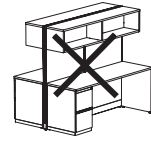
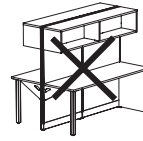
Shown with VUSE-24



Shown with VLGC-LP24PL & VLGC-LP24PR



Shown with VBEBEE-205029



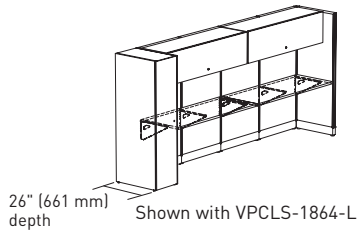
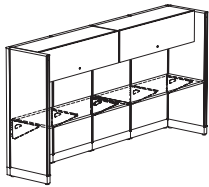
For a balanced configuration with overhead storage units, return panel(s) may be replaced by one of the three following options:

- A VUSE end support panel with same depth as work surface.
- A panel-mounted open frame leg, with same depth as work surface.
- An extension storage module 29" (735 mm) tall.

Or a combination of 2 of the 3 options.

A return panel may not be replaced by a single table post or a fixed pedestal.

## Configurations with overhead storage units - with wardrobe with lateral panel attachment brackets

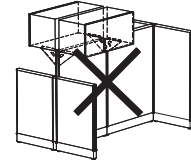
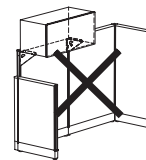
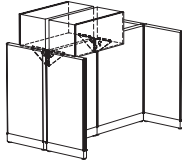


26" (661 mm) depth

Shown with VPCLS-1864-L

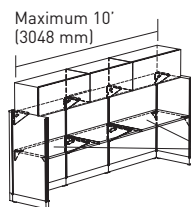
For a configuration with storage units, the return panel may be replaced by a wardrobe with lateral panel attachment brackets with the same height as the panel on which the storage unit is mounted. Wardrobe is 26" (661 mm) in depth, which is the sum of the depth of the 24" (610 mm) work surface plus the depth of the 2" (51 mm) panel.

## Configurations with up-mounted storage units - with return panels



When a metal up-mounted storage unit is installed, return panel must be same height as panel on which the unit is mounted.

Recommended panels are 44" (1112 mm), 50" (1264 mm) and 56" (1422 mm) in height.

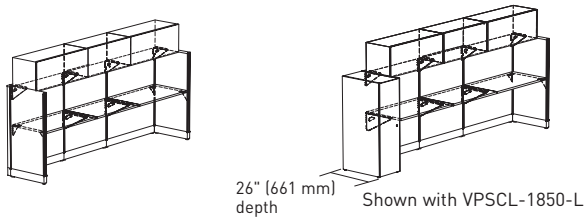


Maximum 10' (3048 mm)

24" (610 mm) minimum. This panel must be equal to work surface depth.

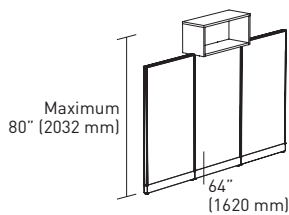
Work surfaces must be attached to return panels with panel brackets.

## Configurations with up-mounted storage units - with wardrobe with lateral panel attachment brackets



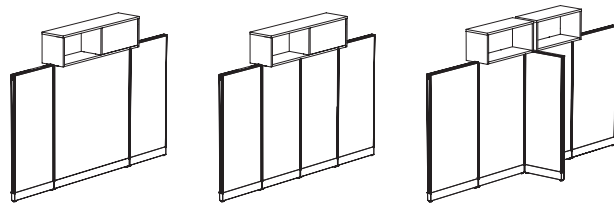
For a configuration with up-mounted storage units, the return panel may be replaced by a wardrobe with lateral panel attachment brackets with the same height as the panel on which the storage unit is mounted. Wardrobe is 26" (661 mm) in depth, which is the sum of the depth of the 24" (610 mm) work surface plus the depth of the 2" (51 mm) panel.

## Configurations with center-mounted storage units



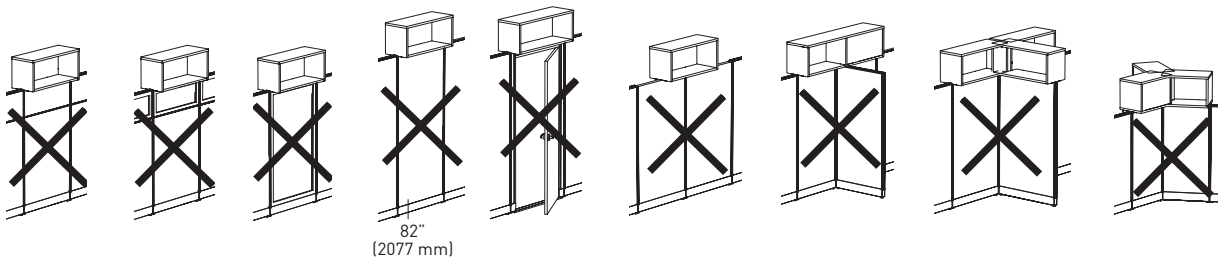
A center-mounted storage unit may be installed only on a base acoustical panel. Stackable panels and glass panels cannot support a center-mounted storage unit.

Maximum height of a center-mounted-storage-unit/panel combination is 80" (2032 mm).

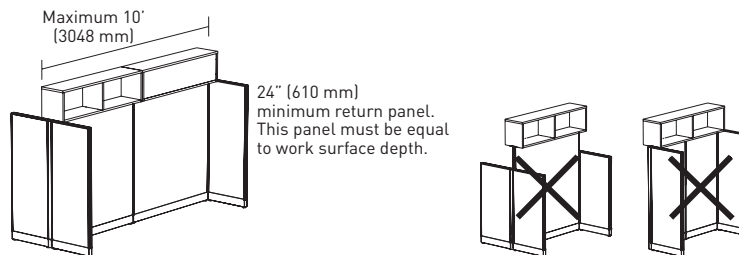


Center-mounted storage unit must have the same width as the panel or as total width of the panels on which the storage unit is installed.

Depending on the configuration, it is important to ensure that center-mounted storage units do not interfere with one another, by specifying 90-, 120- and 180-degree links.



## Configurations with center-mounted storage units - with return panels and without surface

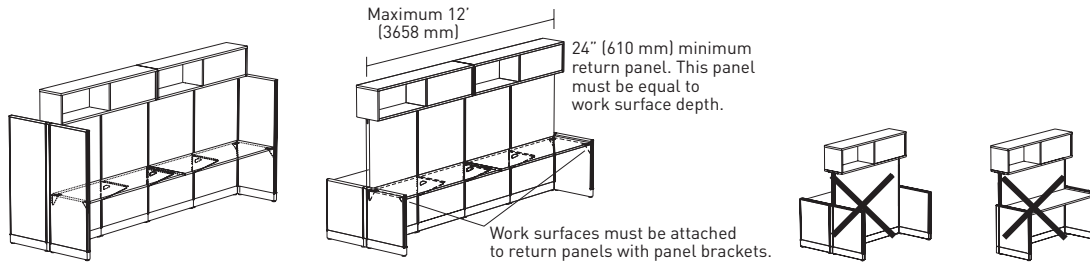


Return panels must be the same height as that of panels on which center-mounted storage units are installed. The specification of center-mounted storage units is recommended in order to have balanced work stations with return panels on either side or storage modules that support the panels.



# Configuration guide

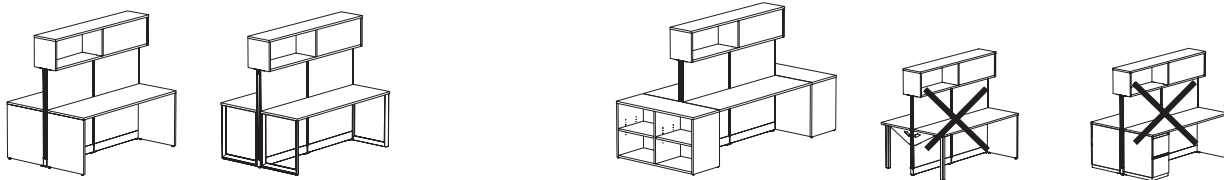
## Configurations with center-mounted storage units - with return panels and surfaces



It is possible to specify return panels shorter than the panels on which the center-mounted storage units are installed only when there is a work surface on either side of the panels.

The length of a panel series with center-mounted storage units may be of 12' (3658 mm) maximum, provided the work surfaces are installed on either side for the entire length of the panel series.

## Configurations with center-mounted storage units - with surface support



Shown with VUSE-24

Shown with VLGC-LP24PL & VLGC-LP24PR

Shown with VBEBEE-205029

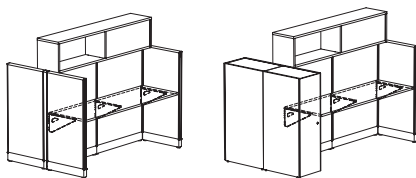
For a balanced configuration with a center-mounted storage unit, return panel(s) may be replaced by one of the three following options:

- A VUSE end support panel with same depth as work surface.
- A panel-mounted open frame leg mounted to panel, with same depth as work surface.
- An extension storage module 29" (735 mm) tall.

Or a combination of 2 of these 3 options.

A return panel may not be replaced by a single table post or a pedestal.

## Configurations with center-mounted storage units - with wardrobe with lateral panel attachment brackets



Shown with VPCLS-1850-L (26" (661 mm) depth) and VCR-1850-R (24" (610 mm) depth)

For a configuration with a center-mounted storage unit, the return panel may be replaced by a wardrobe with lateral panel attachment brackets with the same height as the panel on which the storage unit is installed. Wardrobe is 26" (661 mm) in depth, which is the sum of the depth of the 24" (610 mm) work surface plus the depth of the 2" (51 mm) panel.

To achieve a balanced configuration, a second standard wardrobe 24" (610 mm) in depth must be installed.

# Suggested layouts

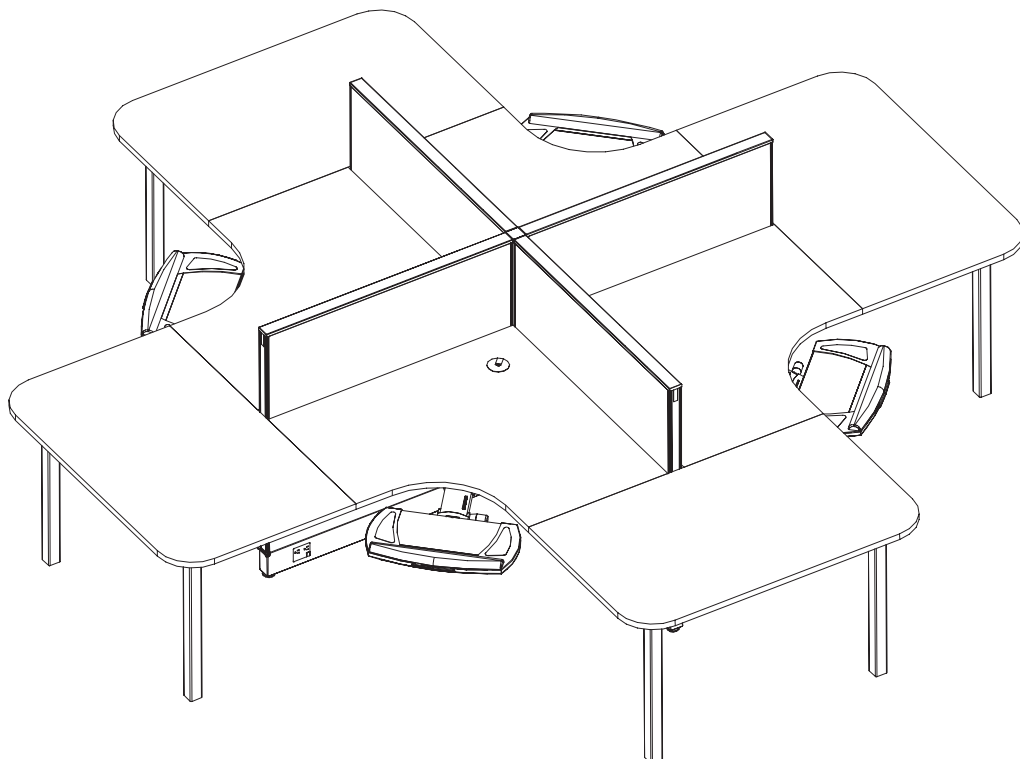
## Plan NV-11

\$10,558

146" W x 146" D x 44" H overall  
72" W x 72" D x 44" H inside cubicles

- Thermofused laminate

Qty	Code	Description
4	VPPA-4442-PP	Acoustical panels, powered, with electrical access, 44" H x 42" W
1	VTCP-4	Four-way top cap
2	VERC-1	Duplex receptacles, common ground (pack of 6)
1	VERD-1	Duplex receptacles, isolated ground (pack of 6)
4	VUCC-2442-1GN	Corner work surfaces, curved front, with grommet, 24" D x 42" W
4	VUER-3050-1N	Conference end surfaces, 30" D x 50" W
4	VACB-1	Corner brackets, non-handed
4	VACP-2	Standard cantilever brackets, 1 pair
8	VLGC-QTL1	Table posts
4	VAKW-21	Articulated dial-tilt keyboard trays, 8 1/2" adjustment



# Suggested layouts

Plan NV-13

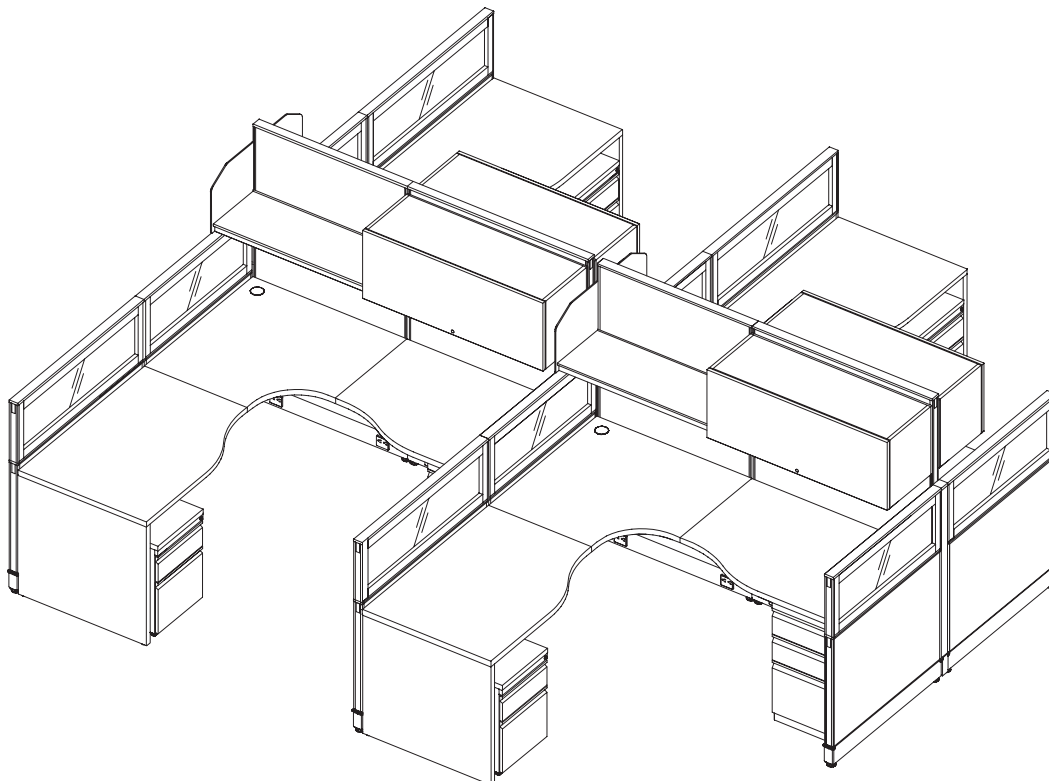
\$31,831

160" W x 158" D x 64" H overall  
78" W x 78" D x 64" H inside cubicles

- ▶ Thermofused laminate
- ▶ Tempered clear glass

Qty	Code	Description
6	VPPA-3036-NN	Acoustical panels, non-powered, without openings, 30" H x 36" W
4	VPPA-3042-NN	Acoustical panels, non-powered, without openings, 30" H x 42" W
2	VPPA-6436-PP	Acoustical panels, powered, with electrical access, 64" H x 36" W
2	VPPA-6442-PP	Acoustical panels, powered, with electrical access, 64" H x 42" W
6	VPSG-1436-F, SK-1C	Glass stackable panels for acoustical base panels, 14" H x 36" W
4	VPSG-1442-F, SK-1C	Glass stackable panels for acoustical base panels, 14" H x 42" W
2	VVPS-50-V2I	Finish posts, 90-degree connection; variable height application, in-line top cap, painted metal, 50" H
1	VTCP-4	Four-way top cap
2	VERC-1	Duplex receptacles, common ground (pack of 6)
1	VERD-1	Duplex receptacles, isolated ground (pack of 6)
1	VECT-3	Straight span connector
4	VUCC-2436-1GND	Corner work surfaces, curved front, with grommet, diagonal wood grain, 24" D x 36" W
4	VURT-3042-451N	Rectangular work surfaces, transitional on the left side, 24/30" D x 42" W
4	VURT-3042-541N	Rectangular work surfaces, transitional on the right side, 30/24" D x 42" W
4	VACB-1	Corner brackets, non-handed
8	VACP-2	Standard cantilever brackets, 1 pair
2	VAPB-2	Panel brackets, 1 pair
4	VUSE-30	End support panels, 30" D
4	VSO-1642	Overhead metal storage cabinets with flipper door, 16" H x 42" W
4	VSS-1436	Full height metal shelves, 14" H x 36" W
8	VLT-30P	Tasklights, 30" W
4	VPF3-24-F	Metal fixed pedestals, box/box/file with full pull, 24" D
4	VPM1-24-F	Metal mobile pedestals, box/file with full pull, 24" D
4	VPC1-24	Pedestal cushions, 24" D, United Chair grade 2 upholstery

**Alternative:** Substitute all 30" H panels and stackable glass panels by using 44" H acoustical panels and save \$5,017 list.



# Suggested layouts

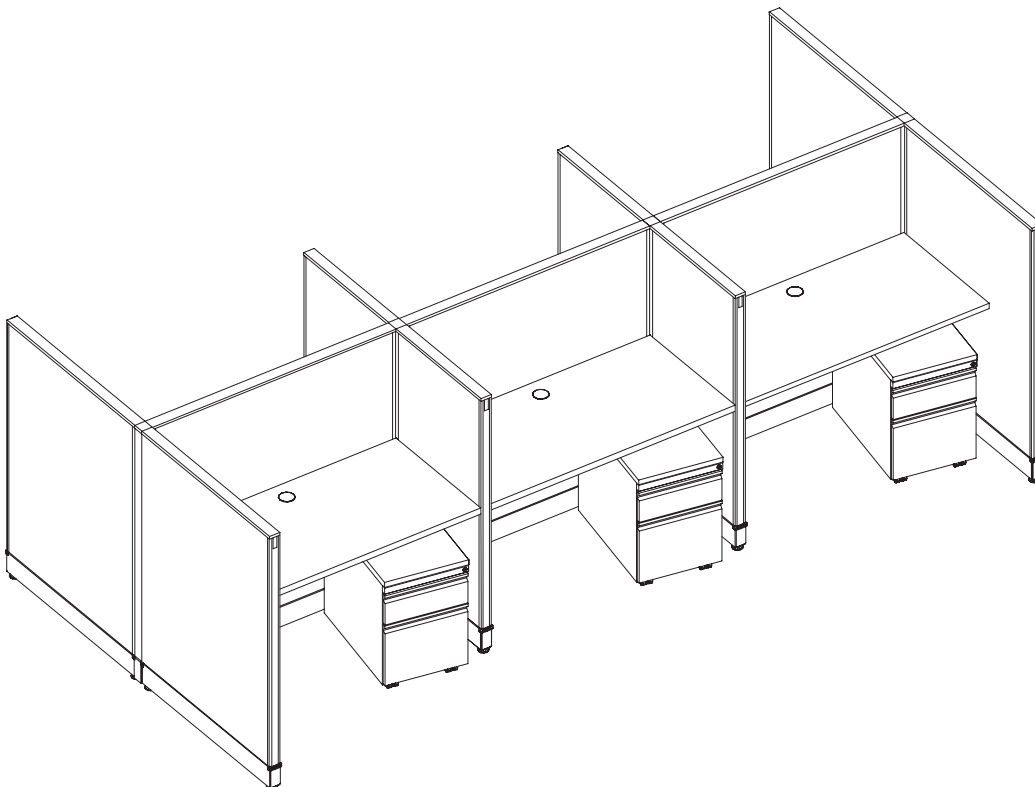
## Plan NV-17

\$15,432

152" W x 36" D x 50" H overall  
48" W x 36" D x 50" H inside cubicles

- Thermofused laminate

Qty	Code	Description
4	VPPA-5024-NN	Acoustical panels, non-powered, without openings, 50" H x 24" W
4	VPPA-5036-NN	Acoustical panels, non-powered, without openings, 50" H x 36" W
3	VPPA-5048-PP	Acoustical panels, powered, with electrical access, 50" H x 48" W
2	VVPS-50-F3	Three-way finish posts, 180-degree connection, full height application, painted metal, 50" H
2	VTCP-4	Four-way top caps
1	VERC-1	Duplex receptacles, common ground (pack of 6)
1	VERD-1	Duplex receptacles, isolated ground (pack of 6)
2	VECT-3	Straight span connectors
6	VUR-2448-1GN	Rectangular work surfaces, with grommet, 24" D x 48" W
4	VACP-2	Standard cantilever brackets, 1 pair
8	VAPB-2	Panel brackets, 1 pair
6	VPM1-24-F	Metal mobile pedestals, box/file with full pull, 24" D
6	VPC1-24	Pedestal cushions, 24" D, United Chair grade 3 upholstery



# Suggested layouts

Plan NV-18

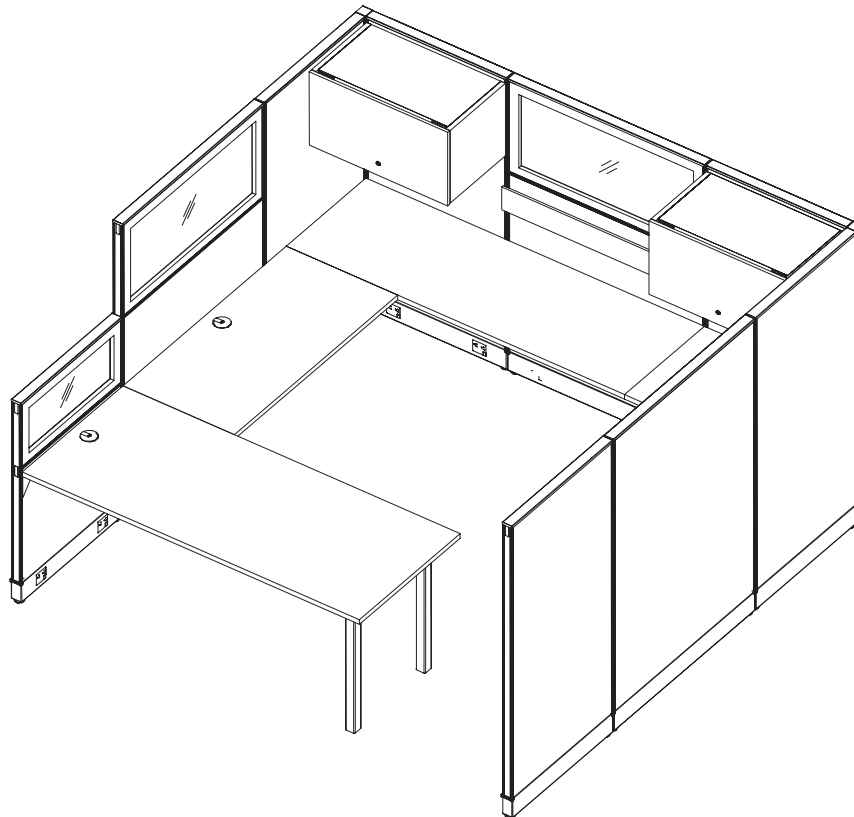
\$12,063

106" W x 104" D x 64" H overall  
102" W x 102" D x 64" H inside cubicle

- ▶ Thermofused laminate
- ▶ Tempered clear glass

Qty	Code	Description
1	VPPA-3030-PP	Acoustical panel, powered, with electrical access, 30" H x 30" W
2	VPPA-4442-PP	Acoustical panels, powered, with electrical access, 44" H x 42" W
2	VPPA-6430-NN	Acoustical panels, non-powered, without openings, 64" H x 30" W
3	VPPA-6430-PP	Acoustical panels, powered, with electrical access, 64" H x 30" W
1	VPPA-6442-NN	Acoustical panel, non-powered, without openings, 64" H x 42" W
1	VPSG-1430-F, SK-1C	Glass stackable panel for acoustical base panel, 14" H x 30" W
2	VPSG-2042-F, SK-1C	Glass stackable panels for acoustical base panels, 20" H x 42" W
2	VVPC-64-F2C	Two-way finish posts, 90-degree connection, full height, painted metal, 64" H
1	VERC-1	Duplex receptacles, common ground (pack of 6)
1	VERD-1	Duplex receptacles, isolated ground (pack of 6)
1	VURC-3072-1GN	Rectangular conference end surface, with grommet, 30" W x 72" D
1	VUR-2430-1N	Rectangular work surface, no grommet, 24" D x 30" W
1	VUR-2448-1GN	Rectangular work surface, with grommet, 24" D x 48" W
1	VUR-2472-1N	Rectangular work surface, no grommet, 24" D x 72" W
3	VACP-2	Standard cantilever brackets, 1 pair
1	VLGC-BAR49	Work surface reinforcement bar, 49" W
1	VACL-1	Standard cantilever, left
1	VAPB-2	Panel brackets, 1 pair
1	VAFB-2	Flat brackets (set of 2)
2	VLGC-QTL1	Table posts
2	VSO-1630-L	Overhead metal storage cabinets with laminate flipper door, 16" H x 30" W
1	VTB-0542	Tackboard, 5" H x 42" W

Alternative: Substitute all the 30" H and 44" H panels and the glass stackable panels with 44" H and 64" H acoustical panels and save \$1,385 list.



# Suggested layouts

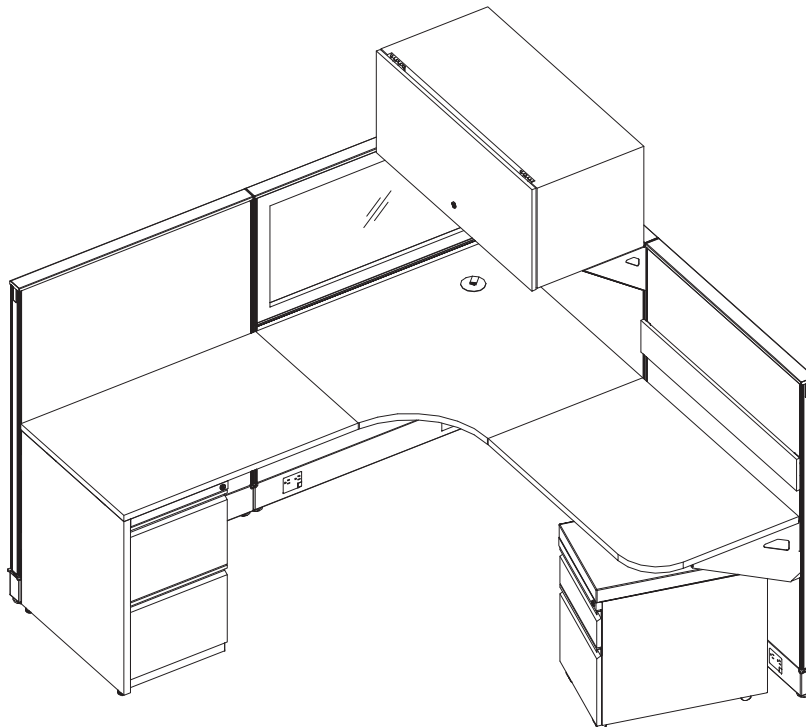
Plan NV-19

\$7,706

106" W x 104" D x 64" H overall  
102" W x 102" D x 64" H inside cubicle

- ▶ Thermofused laminate
- ▶ Tempered clear glass

Qty	Code	Description
1	VPPA-3036-PP	Acoustical panel, powered, with electrical access, 30" H x 36" W
1	VPPA-5036-NN	Acoustical panel, non-powered, without openings, 50" H x 36" W
2	VPPA-5036-PP	Acoustical panels, powered, with electrical access, 50" H x 36" W
1	VPSG-2036-F, SK-1C	Glass stackable panel for acoustical base panel, 20" H x 36" W
1	WPC-50-F2C	Finish post, 90-degree connection, full height, painted metal, 50" H
1	VERC-1	Duplex receptacles, common ground (pack of 6)
1	VUCC-2436-1GND	Corner work surface, curved front, with grommet, diagonal wood grain, 24" D x 36" W
1	VUR-2436-1N	Rectangular work surface, no grommet, 24" D x 36" W
1	VURR-2436-1NR	Rectangular work surface, with grommet, radius on right side, 24" D x 36" W
1	VACB-1	Corner bracket, non-handed
2	VACP-2	Standard cantilever brackets, 1 pair
1	VACR-1	Standard cantilever, right
1	VUSE-24	End support panel, 24" D
1	VSM-1636-L	Metal up-mounted storage unit with laminate flipper door, 16" H x 36" W
1	VTB-0536	Tackboard, 5" H x 36" W
1	VPF2-24-F	Metal fixed pedestal, file/file with full pull, 24" D
1	VPM1-24-F	Metal mobile pedestal, box/file with full pull, 24" D
1	VPC1-24	Pedestal cushion, 24" D, United Chair grade 3 upholstery



# Suggested layouts

Plan NV-20

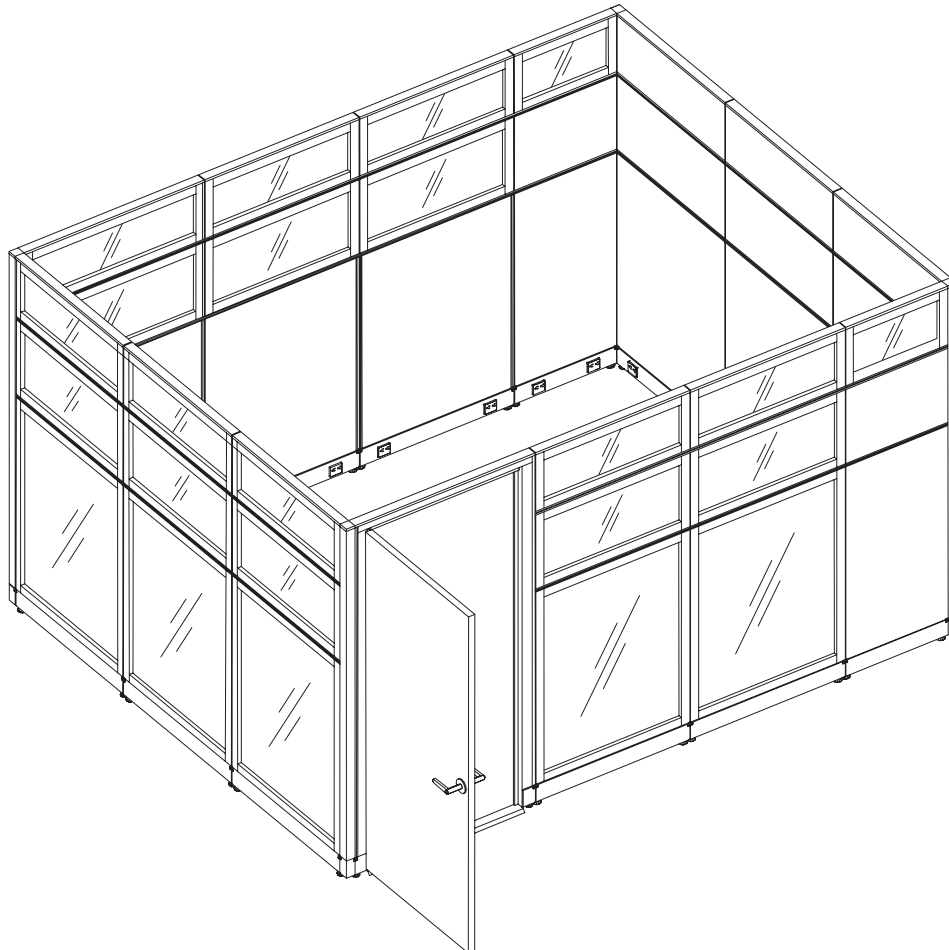
\$27,634

142" W x 112" D x 82" H overall  
138" W x 108" D x 64" H inside  
closed office

- ▶ Thermofused laminate
- ▶ Frosted acrylic and tempered clear glass


Qty	Code	Description
1	VPPA-5024-NN	Acoustical panel, non-powered, without openings, 50" H x 24" W
1	VPPA-5024-PP	Acoustical panel, powered, with electrical access, 50" H x 24" W
5	VPPA-5036-PP	Acoustical panels, powered, with electrical access, 50" H x 36" W
1	VPPA-5042-NN	Acoustical panel, non-powered, without openings, 50" H x 42" W
3	VPPG-5036-NN, SK-1E	Glass panels, non-powered, without openings, 50" H x 36" W
2	VPPG-5036-NN, SK-1C	Glass panels, non-powered, without openings, 50" H x 36" W
3	VPSA-1436	Acoustical stackable panels for acoustical base panels, 14" H x 36" W
2	VPSA-1824	Acoustical stackable panels for acoustical base panels, 18" H x 24" W
3	VPSA-1836	Acoustical stackable panels for acoustical base panels, 18" H x 36" W
2	VPSG-1424-F, SK-1E	Glass stackable panels for acoustical base panels, 14" H x 24" W
2	VPSG-1836-F, SK-1E	Glass stackable panels for acoustical base panels, 18" H x 36" W
1	VPSG-1842-F, SK-1E	Glass stackable panel for acoustical base panel, 18" H x 42" W
7	VPSG-1436-G, SK-1E	Glass stackable panels for glass base panels, 14" H x 36" W
1	VPSG-1442-G, SK-1E	Glass stackable panel for glass base panel, 14" H x 42" W
3	VPSG-1836-G, SK-1E	Glass stackable panels for glass base panels, 18" H x 36" W
2	VPSG-1836-G, SK-1C	Glass stackable panels for glass base panels, 18" H x 36" W
1	VPPD-8242	Laminate door, 82" H x 42" W
4	VVPC-82-F2C	Two-way finish posts, 90-degree connection, full height, painted metal, 82" H
1	VERC-1	Duplex receptacles, common ground (pack of 6)
1	VERD-1	Duplex receptacles, isolated ground (pack of 6)

**Alternative:** Substitute a complete line of panels and stackable panels by using 2 wall mount attached to a structural wall.





## Acoustical panels, non-powered



"N" raceway option is shown.

Top cap with clips, raceway with end caps, side rails and trim cover, panel connectors, glides, carpet grippers and aligners are included.

Acoustical panel accommodates top feeds and cable management poles.

Specify raceway option, fabric and color codes.

For "C" raceway option, order VNRC-1 if needed.

*Attention: depending on configuration, additional top cap end plugs might be needed. See page 51 for product description.*

Specification	Code	W x D x H (in)	W x D x H (mm)	Price
Panel height: 30" (756 mm)	VPPA-3018-N_	18 x 2 x 30	457 x 51 x 756	377
	VPPA-3024-N_	24 x 2 x 30	610 x 51 x 756	416
	VPPA-3030-N_	30 x 2 x 30	762 x 51 x 756	457
	VPPA-3036-N_	36 x 2 x 30	914 x 51 x 756	502
	VPPA-3042-N_	42 x 2 x 30	1067 x 51 x 756	552
	VPPA-3048-N_	48 x 2 x 30	1219 x 51 x 756	607
	VPPA-3054-N_	54 x 2 x 30	1372 x 51 x 756	650
	VPPA-3060-N_	60 x 2 x 30	1524 x 51 x 756	697
Panel height: 37" (934 mm)	VPPA-3718-N_	18 x 2 x 37	457 x 51 x 934	393
	VPPA-3724-N_	24 x 2 x 37	610 x 51 x 934	433
	VPPA-3730-N_	30 x 2 x 37	762 x 51 x 934	476
	VPPA-3736-N_	36 x 2 x 37	914 x 51 x 934	523
	VPPA-3742-N_	42 x 2 x 37	1067 x 51 x 934	575
	VPPA-3748-N_	48 x 2 x 37	1219 x 51 x 934	633
	VPPA-3754-N_	54 x 2 x 37	1372 x 51 x 934	678
	VPPA-3760-N_	60 x 2 x 37	1524 x 51 x 934	726
Panel height: 44" (1112 mm)	VPPA-4418-N_	18 x 2 x 44	457 x 51 x 1112	408
	VPPA-4424-N_	24 x 2 x 44	610 x 51 x 1112	449
	VPPA-4430-N_	30 x 2 x 44	762 x 51 x 1112	496
	VPPA-4436-N_	36 x 2 x 44	914 x 51 x 1112	545
	VPPA-4442-N_	42 x 2 x 44	1067 x 51 x 1112	600
	VPPA-4448-N_	48 x 2 x 44	1219 x 51 x 1112	659
	VPPA-4454-N_	54 x 2 x 44	1372 x 51 x 1112	706
	VPPA-4460-N_	60 x 2 x 44	1524 x 51 x 1112	757
Panel height: 50" (1264 mm)	VPPA-5018-N_	18 x 2 x 50	457 x 51 x 1264	413
	VPPA-5024-N_	24 x 2 x 50	610 x 51 x 1264	469
	VPPA-5030-N_	30 x 2 x 50	762 x 51 x 1264	517
	VPPA-5036-N_	36 x 2 x 50	914 x 51 x 1264	569
	VPPA-5042-N_	42 x 2 x 50	1067 x 51 x 1264	625
	VPPA-5048-N_	48 x 2 x 50	1219 x 51 x 1264	687
	VPPA-5054-N_	54 x 2 x 50	1372 x 51 x 1264	737
	VPPA-5060-N_	60 x 2 x 50	1524 x 51 x 1264	788
Panel height: 56" (1422 mm)	VPPA-5618-N_	18 x 2 x 56	457 x 51 x 1422	445
	VPPA-5624-N_	24 x 2 x 56	610 x 51 x 1422	508
	VPPA-5630-N_	30 x 2 x 56	762 x 51 x 1422	559
	VPPA-5636-N_	36 x 2 x 56	914 x 51 x 1422	616
	VPPA-5642-N_	42 x 2 x 56	1067 x 51 x 1422	677
	VPPA-5648-N_	48 x 2 x 56	1219 x 51 x 1422	742
	VPPA-5654-N_	54 x 2 x 56	1372 x 51 x 1422	795
	VPPA-5660-N_	60 x 2 x 56	1524 x 51 x 1422	851
Panel height: 64" (1620 mm)	VPPA-6418-N_	18 x 2 x 64	457 x 51 x 1620	495
	VPPA-6424-N_	24 x 2 x 64	610 x 51 x 1620	545
	VPPA-6430-N_	30 x 2 x 64	762 x 51 x 1620	600
	VPPA-6436-N_	36 x 2 x 64	914 x 51 x 1620	659
	VPPA-6442-N_	42 x 2 x 64	1067 x 51 x 1620	727
	VPPA-6448-N_	48 x 2 x 64	1219 x 51 x 1620	798
	VPPA-6454-N_	54 x 2 x 64	1372 x 51 x 1620	854
	VPPA-6460-N_	60 x 2 x 64	1524 x 51 x 1620	914


# 1 Panels

## Acoustical panels, non-powered (cont'd.)

Specification	Code	W x D x H (in)	W x D x H (mm)	Price
Panel height: 82" (2077 mm)	VPPA-8218-N_	18 x 2 x 82	457 x 51 x 2077	604
	VPPA-8224-N_	24 x 2 x 82	610 x 51 x 2077	664
	VPPA-8230-N_	30 x 2 x 82	762 x 51 x 2077	731
	VPPA-8236-N_	36 x 2 x 82	914 x 51 x 2077	804
	VPPA-8242-N_	42 x 2 x 82	1067 x 51 x 2077	885
	VPPA-8248-N_	48 x 2 x 82	1219 x 51 x 2077	974
	VPPA-8254-N_	54 x 2 x 82	1372 x 51 x 2077	1,042
	VPPA-8260-N_	60 x 2 x 82	1524 x 51 x 2077	1,115

Raceway options (refer to page 50)	Trim/metal colors	Sample order
<b>N</b> Raceway <b>without</b> openings <b>P</b> Raceway <b>with</b> 2 sliding covers (on each side) for electrical access <b>C</b> Raceway <b>with</b> 2 sliding covers for electrical access (on each side) for electrical access and <b>with</b> 1 offset communication opening (on each side). Communication cover sold separately. See VNRC-1 on page 50.	<b>TR-E</b> Smoke <b>TR-G</b> Grey tone <b>TR-K</b> Charcoal <b>TR-R</b> Beige <b>TR-LE</b> Metallic silver	VPPA- 37 36- N N, TR-K, 5M-1, 5M-1 <small>Product code   Width   Raceway option   Trim/metal color   Fabric choice   Fabric choice</small> <small>Height   Non-powered panel</small>

## Acoustical panels, powered



"C" raceway option is shown.

Top cap with clips, raceway with end caps, side rails and trim cover, panel connectors, glides, carpet grippers and aligners are included.

Acoustical panel accommodates top feeds and cable management poles.

Specify raceway option, fabric and color codes.

For "C" raceway option, order VNRC-1 if needed.

**Attention:** depending on configuration, additional top cap end plugs might be needed. See page 51 for product description.

Specification	Code	W x D x H (in)	W x D x H (mm)	Price
Panel height: 30" (756 mm)	VPPA-3018-P_	18 x 2 x 30	457 x 51 x 756	473
	VPPA-3024-P_	24 x 2 x 30	610 x 51 x 756	519
	VPPA-3030-P_	30 x 2 x 30	762 x 51 x 756	573
	VPPA-3036-P_	36 x 2 x 30	914 x 51 x 756	626
	VPPA-3042-P_	42 x 2 x 30	1067 x 51 x 756	692
	VPPA-3048-P_	48 x 2 x 30	1219 x 51 x 756	761
	VPPA-3054-P_	54 x 2 x 30	1372 x 51 x 756	807
	VPPA-3060-P_	60 x 2 x 30	1524 x 51 x 756	864
Panel height: 37" (934 mm)	VPPA-3718-P_	18 x 2 x 37	457 x 51 x 934	488
	VPPA-3724-P_	24 x 2 x 37	610 x 51 x 934	538
	VPPA-3730-P_	30 x 2 x 37	762 x 51 x 934	593
	VPPA-3736-P_	36 x 2 x 37	914 x 51 x 934	648
	VPPA-3742-P_	42 x 2 x 37	1067 x 51 x 934	715
	VPPA-3748-P_	48 x 2 x 37	1219 x 51 x 934	786
	VPPA-3754-P_	54 x 2 x 37	1372 x 51 x 934	836
	VPPA-3760-P_	60 x 2 x 37	1524 x 51 x 934	894
Panel height: 44" (1112 mm)	VPPA-4418-P_	18 x 2 x 44	457 x 51 x 1112	504
	VPPA-4424-P_	24 x 2 x 44	610 x 51 x 1112	555
	VPPA-4430-P_	30 x 2 x 44	762 x 51 x 1112	613
	VPPA-4436-P_	36 x 2 x 44	914 x 51 x 1112	671
	VPPA-4442-P_	42 x 2 x 44	1067 x 51 x 1112	739
	VPPA-4448-P_	48 x 2 x 44	1219 x 51 x 1112	814
	VPPA-4454-P_	54 x 2 x 44	1372 x 51 x 1112	864
	VPPA-4460-P_	60 x 2 x 44	1524 x 51 x 1112	924

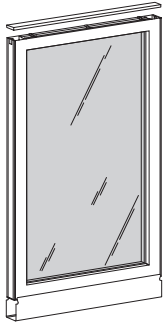
## Acoustical panels, powered (cont'd.)

Specification	Code	W x D x H (in)	W x D x H (mm)	Price
Panel height: 50" (1264 mm)	VPPA-5018-P_	18 x 2 x 50	457 x 51 x 1264	528
	VPPA-5024-P_	24 x 2 x 50	610 x 51 x 1264	580
	VPPA-5030-P_	30 x 2 x 50	762 x 51 x 1264	639
	VPPA-5036-P_	36 x 2 x 50	914 x 51 x 1264	701
	VPPA-5042-P_	42 x 2 x 50	1067 x 51 x 1264	770
	VPPA-5048-P_	48 x 2 x 50	1219 x 51 x 1264	847
	VPPA-5054-P_	54 x 2 x 50	1372 x 51 x 1264	901
	VPPA-5060-P_	60 x 2 x 50	1524 x 51 x 1264	962
Panel height: 56" (1422 mm)	VPPA-5618-P_	18 x 2 x 56	457 x 51 x 1422	568
	VPPA-5624-P_	24 x 2 x 56	610 x 51 x 1422	625
	VPPA-5630-P_	30 x 2 x 56	762 x 51 x 1422	687
	VPPA-5636-P_	36 x 2 x 56	914 x 51 x 1422	754
	VPPA-5642-P_	42 x 2 x 56	1067 x 51 x 1422	827
	VPPA-5648-P_	48 x 2 x 56	1219 x 51 x 1422	908
	VPPA-5654-P_	54 x 2 x 56	1372 x 51 x 1422	965
	VPPA-5660-P_	60 x 2 x 56	1524 x 51 x 1422	1,032
Panel height: 64" (1620 mm)	VPPA-6418-P_	18 x 2 x 64	457 x 51 x 1620	607
	VPPA-6424-P_	24 x 2 x 64	610 x 51 x 1620	668
	VPPA-6430-P_	30 x 2 x 64	762 x 51 x 1620	736
	VPPA-6436-P_	36 x 2 x 64	914 x 51 x 1620	803
	VPPA-6442-P_	42 x 2 x 64	1067 x 51 x 1620	884
	VPPA-6448-P_	48 x 2 x 64	1219 x 51 x 1620	970
	VPPA-6454-P_	54 x 2 x 64	1372 x 51 x 1600	1,030
	VPPA-6460-P_	60 x 2 x 64	1524 x 51 x 1620	1,101
Panel height: 82" (2077 mm)	VPPA-8218-P_	18 x 2 x 82	457 x 51 x 2077	729
	VPPA-8224-P_	24 x 2 x 82	610 x 51 x 2077	801
	VPPA-8230-P_	30 x 2 x 82	762 x 51 x 2077	879
	VPPA-8236-P_	36 x 2 x 82	914 x 51 x 2077	962
	VPPA-8242-P_	42 x 2 x 82	1067 x 51 x 2077	1,057
	VPPA-8248-P_	48 x 2 x 82	1219 x 51 x 2077	1,158
	VPPA-8254-P_	54 x 2 x 82	1372 x 51 x 2077	1,231
	VPPA-8260-P_	60 x 2 x 82	1524 x 51 x 2077	1,316

Raceway options (refer to page 50)	Trim/metal colors	Sample order
<p><b>P</b> Raceway with 2 sliding covers (on each side) for electrical access</p> <p><b>C</b> Raceway with 2 sliding covers (on each side) for electrical access and with 1 offset communication opening (on each side). Communication cover sold separately. See VNRC-1 on page 50.</p>	<p>TR-E Smoke</p> <p>TR-G Grey tone</p> <p>TR-K Charcoal</p> <p>TR-R Beige</p> <p>TR-LE Metallic silver</p>	<p>VPPA- 37 36- P P, TR-K, 5M-1, 5M-1</p> <p>Product code   Height   Width   Powered panel   Raceway option   Trim/metal color   Fabric choice   Fabric choice</p>

# 1 Panels

## Glass panels, non-powered



"N" raceway option is shown.

Top cap with clips, raceway with end caps, side rails and trim cover, panel connectors, glides, carpet grippers and aligners are included.

Do not accept power feed or cable management pole.

Specify raceway option and color code.

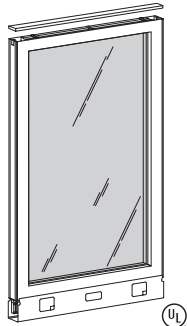
For "C" raceway option, order VNRC-1 if needed.

**Attention:** depending on configuration, additional top cap end plugs might be needed. See page 51 for product description.

Specification	Code	W x D x H (in)	W x D x H (mm)	Price
<b>Tempered clear glass</b>				
Panel height: 50" (1264 mm)	VPPG-5024-N_, SK-1C	24 x 2 x 50	610 x 51 x 1264	743
	VPPG-5036-N_, SK-1C	36 x 2 x 50	914 x 51 x 1264	825
Panel height: 64" (1620 mm)	VPPG-6424-N_, SK-1C	24 x 2 x 64	610 x 51 x 1620	889
	VPPG-6436-N_, SK-1C	36 x 2 x 64	914 x 51 x 1620	987
Panel height: 82" (2077 mm)	VPPG-8224-N_, SK-1C	24 x 2 x 82	610 x 51 x 2077	1,064
	VPPG-8236-N_, SK-1C	36 x 2 x 82	914 x 51 x 2077	1,182
<b>Frosted acrylic</b>				
Panel height: 50" (1264 mm)	VPPG-5024-N_, SK-1E	24 x 2 x 50	610 x 51 x 1264	881
	VPPG-5036-N_, SK-1E	36 x 2 x 50	914 x 51 x 1264	984
Panel height: 64" (1620 mm)	VPPG-6424-N_, SK-1E	24 x 2 x 64	610 x 51 x 1620	1,027
	VPPG-6436-N_, SK-1E	36 x 2 x 64	914 x 51 x 1620	1,146
Panel height: 82" (2077 mm)	VPPG-8224-N_, SK-1E	24 x 2 x 82	610 x 51 x 2077	1,202
	VPPG-8236-N_, SK-1E	36 x 2 x 82	914 x 51 x 2077	1,340

Raceway options (refer to page 50)	Trim/metal colors	Sample order
<p><b>N</b> Raceway without openings</p> <p><b>P</b> Raceway with 2 sliding covers (on each side) for electrical access</p> <p><b>C</b> Raceway with 2 sliding covers (on each side) for electrical access and with 1 offset communication opening (on each side). Communication cover sold separately. See VNRC-1 on page 50.</p>	<p><b>TR-E</b> Smoke</p> <p><b>TR-G</b> Grey tone</p> <p><b>TR-K</b> Charcoal</p> <p><b>TR-R</b> Beige</p> <p><b>TR-LE</b> Metallic silver</p>	<p>VPPG- 50 36- N N, TR-K, SK-1C</p> <p>Product code   Height   Width   Non-powered panel   Raceway option   Trim/metal color   Glass/acrylic</p>

## Glass panels, powered



"C" raceway option is shown.

Top cap with clips, raceway and end caps, side rails and trim cover, panel connectors, glides, carpet grippers and aligners are included.

Do not accept power feed or cable management pole.

Specify raceway option and color code.

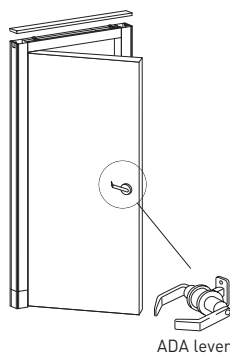
For "C" raceway option, order VNRC-1 if needed.

**Attention:** depending on configuration, additional top cap end plugs might be needed. See page 51 for product description.

Specification	Code	W x D x H (in)	W x D x H (mm)	Price
<b>Tempered clear glass</b>				
Panel height: 50" (1264 mm)	VPPG-5024-P_, SK-1C	24 x 2 x 50	610 x 51 x 1264	900
	VPPG-5036-P_, SK-1C	36 x 2 x 50	914 x 51 x 1264	1,002
Panel height: 64" (1620 mm)	VPPG-6424-P_, SK-1C	24 x 2 x 64	610 x 51 x 1620	1,058
	VPPG-6436-P_, SK-1C	36 x 2 x 64	914 x 51 x 1620	1,176
Panel height: 82" (2077 mm)	VPPG-8224-P_, SK-1C	24 x 2 x 82	610 x 51 x 2077	1,246
	VPPG-8236-P_, SK-1C	36 x 2 x 82	914 x 51 x 2077	1,384
<b>Frosted acrylic</b>				
Panel height: 50" (1264 mm)	VPPG-5024-P_, SK-1E	24 x 2 x 50	610 x 51 x 1264	1,038
	VPPG-5036-P_, SK-1E	36 x 2 x 50	914 x 51 x 1264	1,161
Panel height: 64" (1620 mm)	VPPG-6424-P_, SK-1E	24 x 2 x 64	610 x 51 x 1620	1,196
	VPPG-6436-P_, SK-1E	36 x 2 x 64	914 x 51 x 1620	1,336
Panel height: 82" (2077 mm)	VPPG-8224-P_, SK-1E	24 x 2 x 82	610 x 51 x 2077	1,384
	VPPG-8236-P_, SK-1E	36 x 2 x 82	914 x 51 x 2077	1,540

Raceway options (refer to page 50)	Trim/metal colors	Sample order
<p><b>P</b> Raceway with 2 sliding covers (on each side) for electrical access</p> <p><b>C</b> Raceway with 2 sliding covers (on each side) for electrical access and with 1 offset communication opening (on each side). Communication cover sold separately. See VNRC-1 on page 50.</p>	<p>TR-E Smoke</p> <p>TR-G Grey tone</p> <p>TR-K Charcoal</p> <p>TR-R Beige</p> <p>TR-LE Metallic silver</p>	<p>VPPG- 50 36- P P, TR-K, SK-1C</p> <p>Product code   Width   Raceway option   Trim/metal color   Glass/acrylic</p> <p>Height   Powered panel</p>

## Door



ADA lever

Top cap with clips and end plugs, carpet grippers, side rails and trim cover, door sill, carpet gripper, door hinges, hardware, chrome ADA lever handle and keys are included.

Does not accept top feed or cable management pole.

Specify codes.

Specification	Code	W x D x H (in)	W x D x H (mm)	Price
Door height: 82" (2077 mm)	VPPD-8242	42 x 2 x 82	1067 x 51 x 2077	2,701

Specification notes
<ul style="list-style-type: none"> <li>Doors ship with left-hand swing; can be field modified to right-hand swing.</li> <li>Top raceway can be used for wire management.</li> <li>Both sides of the door will be in high pressure laminate finished in the same color.</li> <li>Door opening is 78" H x 34 3/4" W (1981 mm x 864 mm).</li> <li>Doors ship with lockable lever handle.</li> <li>Lever handle is field installed, and 2 keys are included. No master key available.</li> <li>High pressure laminate for door is matching trim/metal colors, except for TR-LE.</li> </ul>

Door high pressure laminate colors	Trim/metal colors	Sample order
<p>HC-3E Smoke</p> <p>HC-62 Grey tone</p> <p>HC-8J Charcoal</p> <p>HC-34 Beige</p>	<p>TR-E Smoke</p> <p>TR-G Grey tone</p> <p>TR-K Charcoal</p> <p>TR-R Beige</p> <p>TR-LE Metallic silver</p>	<p>VPPD- 82 42, TR-K, HC-8J</p> <p>Product code   Width   Trim/metal color   Laminate door color</p> <p>Height</p>

# 1 Panels

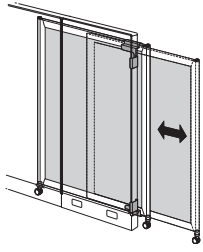
Panels

Work surfaces

Storage furniture

Accessories

## Sliding doors



Frosted acrylic, 2 non-locking casters on post legs and attachment brackets are included.

Specify color code.

Specification	Code	W x D x H (in)	W x D x H (mm)	Price
Sliding door height: 47" (1194 mm)	VSDO-4742	42 x 1 x 47	1067 x 25 x 1194	1,266
	VSDO-4748	48 x 1 x 47	1219 x 25 x 1194	1,290
Sliding door height: 63" (1600 mm)	VSDO-6342	42 x 1 x 63	1067 x 25 x 1600	1,528
	VSDO-6348	48 x 1 x 63	1219 x 25 x 1600	1,558

### Specification notes

- ▶ Sliding door must mount on a panel taller in height than the height of the sliding door.
- ▶ Sliding door can mount on any panel the same width or wider.
- ▶ Door exceeds by 2" (51 mm) in open position.
- ▶ Sliding door may interfere with components mounted to opposite side of panel.
- ▶ Sliding door is non-handed.
- ▶ Ships partially knocked-down.
- ▶ Brackets must be installed to the panel side rail.

### Trim/metal colors

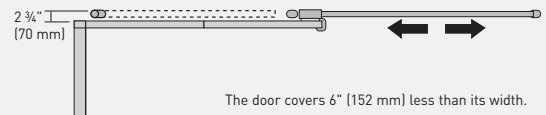
- TR-E Smoke
- TR-G Grey tone
- TR-K Charcoal
- TR-R Beige
- TR-LE Metallic silver

### Sample order

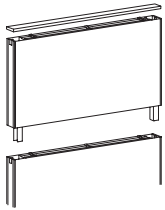
VSDO- 63 48, TR-K, TR-MG

Product code | Height | Width | Trim/metal color | Casters

### Example: VSDO-4748, TR-K, TR-MG



## Acoustical stackable panels for acoustical base panels



Connector brackets for stackable panels, trim light block, side rails, trim cover and panel connectors are included.

Acoustical panels accommodate top feeds and cable management poles.

Do not accept up-mount.

Specify fabric and color codes.

Specification	Code	W x D x H (in)	W x D x H (mm)	Price
Panel height: 14" (350 mm)	VPSA-1418	18 x 2 x 14	451 x 51 x 350	301
	VPSA-1424	24 x 2 x 14	610 x 51 x 350	333
	VPSA-1430	30 x 2 x 14	762 x 51 x 350	364
	VPSA-1436	36 x 2 x 14	914 x 51 x 350	402
	VPSA-1442	42 x 2 x 14	1067 x 51 x 350	442
	VPSA-1448	48 x 2 x 14	1219 x 51 x 350	486
Panel height: 18" (451 mm)	VPSA-1454	54 x 2 x 14	1372 x 51 x 350	519
	VPSA-1460	60 x 2 x 14	1524 x 51 x 350	557
	VPSA-1818	18 x 2 x 18	451 x 51 x 451	315
	VPSA-1824	24 x 2 x 18	610 x 51 x 451	345
	VPSA-1830	30 x 2 x 18	762 x 51 x 451	380
	VPSA-1836	36 x 2 x 18	914 x 51 x 451	419
VPSA-1842	42 x 2 x 18	1067 x 51 x 451	461	
VPSA-1848	48 x 2 x 18	1219 x 51 x 451	507	
VPSA-1854	54 x 2 x 18	1372 x 51 x 451	543	
VPSA-1860	60 x 2 x 18	1524 x 51 x 451	579	

## Acoustical stackable panels for acoustical base panels (cont'd.)

Specification	Code	W x D x H (in)	W x D x H (mm)	Price
Panel height: 20" (502 mm)	VPSA-2018	18 x 2 x 20	451 x 51 x 502	328
	VPSA-2024	24 x 2 x 20	610 x 51 x 502	361
	VPSA-2030	30 x 2 x 20	762 x 51 x 502	398
	VPSA-2036	36 x 2 x 20	914 x 51 x 502	437
	VPSA-2042	42 x 2 x 20	1067 x 51 x 502	481
	VPSA-2048	48 x 2 x 20	1219 x 51 x 502	528
	VPSA-2054	54 x 2 x 20	1372 x 51 x 502	566
	VPSA-2060	60 x 2 x 20	1524 x 51 x 502	604

## Specification notes

- ▶ Stack 2 high maximum and load on the first stack.
- ▶ Acoustical stackable panels are load bearing at the first level only.
- ▶ Utilize top cap from the base panel.
- ▶ Top channel of the stackable panel accommodates wire management.
- ▶ When base plus stackable panel heights match existing base panel heights, the finish posts are available in those heights.
- ▶ Base plus stackable panel total height cannot exceed 82" (2077 mm).
- ▶ Connector brackets are field installed.

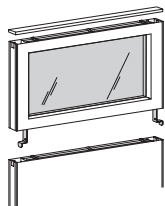
## Trim/metal colors

## Sample order

TR-E	Smoke	VPSA-	14	36,	TR-K,	5M-1,	5M-1
TR-G	Grey tone						
TR-K	Charcoal						
TR-R	Beige						
TR-LE	Metallic silver						

Product code      Height      Width      Trim/metal color      Fabric choice      Fabric choice

## Glass stackable panels for acoustical base panels



Connector brackets for stackable panels, trim light block, side rails, trim cover and panel connectors are included.

Do not accept top feed or cable management pole and any up-mounted storage units.

Specify color code.

Specification	Code	W x D x H (in)	W x D x H (mm)	Price
<b>Tempered clear glass</b>				
Panel height: 14" (350 mm)	VPSG-1418-F, SK-1C	18 x 2 x 14	451 x 51 x 350	454
	VPSG-1424-F, SK-1C	24 x 2 x 14	610 x 51 x 350	485
	VPSG-1430-F, SK-1C	30 x 2 x 14	762 x 51 x 350	518
	VPSG-1436-F, SK-1C	36 x 2 x 14	914 x 51 x 350	555
	VPSG-1442-F, SK-1C	42 x 2 x 14	1067 x 51 x 350	595
	VPSG-1448-F, SK-1C	48 x 2 x 14	1219 x 51 x 350	639
	VPSG-1454-F, SK-1C	54 x 2 x 14	1372 x 51 x 350	674
	VPSG-1460-F, SK-1C	60 x 2 x 14	1524 x 51 x 350	709
Panel height: 18" (451 mm)	VPSG-1818-F, SK-1C	18 x 2 x 18	451 x 51 x 451	465
	VPSG-1824-F, SK-1C	24 x 2 x 18	610 x 51 x 451	499
	VPSG-1830-F, SK-1C	30 x 2 x 18	762 x 51 x 451	534
	VPSG-1836-F, SK-1C	36 x 2 x 18	914 x 51 x 451	572
	VPSG-1842-F, SK-1C	42 x 2 x 18	1067 x 51 x 451	615
	VPSG-1848-F, SK-1C	48 x 2 x 18	1219 x 51 x 451	659
	VPSG-1854-F, SK-1C	54 x 2 x 18	1372 x 51 x 451	697
	VPSG-1860-F, SK-1C	60 x 2 x 18	1524 x 51 x 451	732
Panel height: 20" (502 mm)	VPSG-2018-F, SK-1C	18 x 2 x 20	451 x 51 x 502	481
	VPSG-2024-F, SK-1C	24 x 2 x 20	610 x 51 x 502	515
	VPSG-2030-F, SK-1C	30 x 2 x 20	762 x 51 x 502	549
	VPSG-2036-F, SK-1C	36 x 2 x 20	914 x 51 x 502	590
	VPSG-2042-F, SK-1C	42 x 2 x 20	1067 x 51 x 502	633
	VPSG-2048-F, SK-1C	48 x 2 x 20	1219 x 51 x 502	681
	VPSG-2054-F, SK-1C	54 x 2 x 20	1372 x 51 x 502	718
	VPSG-2060-F, SK-1C	60 x 2 x 20	1524 x 51 x 502	759

# 1 Panels

Panels

Work surfaces

Storage furniture

Accessories

## Glass stackable panels for acoustical base panels (cont'd.)

Specification	Code	W x D x H (in)	W x D x H (mm)	Price
<b>Frosted acrylic</b>				
<b>Panel height: 14" (350 mm)</b>	VPSG-1418-F, SK-1E	18 x 2 x 14	457 x 51 x 350	513
	VPSG-1424-F, SK-1E	24 x 2 x 14	610 x 51 x 350	548
	VPSG-1430-F, SK-1E	30 x 2 x 14	762 x 51 x 350	581
	VPSG-1436-F, SK-1E	36 x 2 x 14	914 x 51 x 350	625
	VPSG-1442-F, SK-1E	42 x 2 x 14	1067 x 51 x 350	664
	VPSG-1448-F, SK-1E	48 x 2 x 14	1219 x 51 x 350	716
	VPSG-1454-F, SK-1E	54 x 2 x 14	1372 x 51 x 350	748
	VPSG-1460-F, SK-1E	60 x 2 x 14	1524 x 51 x 350	786
<b>Panel height: 18" (451 mm)</b>	VPSG-1818-F, SK-1E	18 x 2 x 18	457 x 51 x 451	526
	VPSG-1824-F, SK-1E	24 x 2 x 18	610 x 51 x 451	563
	VPSG-1830-F, SK-1E	30 x 2 x 18	762 x 51 x 451	597
	VPSG-1836-F, SK-1E	36 x 2 x 18	914 x 51 x 451	643
	VPSG-1842-F, SK-1E	42 x 2 x 18	1067 x 51 x 451	684
	VPSG-1848-F, SK-1E	48 x 2 x 18	1219 x 51 x 451	737
	VPSG-1854-F, SK-1E	54 x 2 x 18	1372 x 51 x 451	771
	VPSG-1860-F, SK-1E	60 x 2 x 18	1524 x 51 x 451	809
<b>Panel height: 20" (502 mm)</b>	VPSG-2018-F, SK-1E	18 x 2 x 20	457 x 51 x 502	540
	VPSG-2024-F, SK-1E	24 x 2 x 20	610 x 51 x 502	578
	VPSG-2030-F, SK-1E	30 x 2 x 20	762 x 51 x 502	615
	VPSG-2036-F, SK-1E	36 x 2 x 20	914 x 51 x 502	659
	VPSG-2042-F, SK-1E	42 x 2 x 20	1067 x 51 x 502	704
	VPSG-2048-F, SK-1E	48 x 2 x 20	1219 x 51 x 502	759
	VPSG-2054-F, SK-1E	54 x 2 x 20	1372 x 51 x 502	795
	VPSG-2060-F, SK-1E	60 x 2 x 20	1524 x 51 x 502	835

### Specification notes

- ▶ Stack 2 high maximum.
- ▶ Glass stackable panels are not load bearing.
- ▶ Utilize top cap from the base panel.
- ▶ Top channel of the stackable panel accommodates wire management.
- ▶ Base plus stackable panel heights must match existing base panel heights when the application is to be combined with finish posts.
- ▶ Base plus stackable panel total height cannot exceed 82" (2077 mm).

### Trim/metal colors

- TR-E Smoke
- TR-G Grey tone
- TR-K Charcoal
- TR-R Beige
- TR-LE Metallic silver

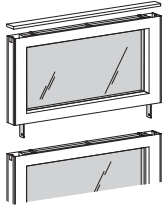
### Sample order

VPSG- 14 36- F, TR-K, SK-1C

Product code | Width | Height | Stacks on an acoustical panel | Trim/metal color | Glass/acrylic



## Glass stackable panels for glass base panels



Connector brackets for stackable panels, trim light block, side rails, trim cover and panel connectors are included.

Do not accept power feed or cable management pole and any up-mounted storage units.

Specify color code.

Specification	Code	W x D x H (in)	W x D x H (mm)	Price	
<b>Tempered clear glass</b>					
Panel height: 14" (350 mm)	VPSG-1418-G, SK-1C	18 x 2 x 14	457 x 51 x 350	465	
	VPSG-1424-G, SK-1C	24 x 2 x 14	610 x 51 x 350	498	
	VPSG-1430-G, SK-1C	30 x 2 x 14	762 x 51 x 350	530	
	VPSG-1436-G, SK-1C	36 x 2 x 14	914 x 51 x 350	568	
	VPSG-1442-G, SK-1C	42 x 2 x 14	1067 x 51 x 350	607	
	VPSG-1448-G, SK-1C	48 x 2 x 14	1219 x 51 x 350	653	
	VPSG-1454-G, SK-1C	54 x 2 x 14	1372 x 51 x 350	685	
	VPSG-1460-G, SK-1C	60 x 2 x 14	1524 x 51 x 350	721	
	Panel height: 18" (451 mm)	VPSG-1818-G, SK-1C	18 x 2 x 18	457 x 51 x 451	480
		VPSG-1824-G, SK-1C	24 x 2 x 18	610 x 51 x 451	512
VPSG-1830-G, SK-1C		30 x 2 x 18	762 x 51 x 451	546	
VPSG-1836-G, SK-1C		36 x 2 x 18	914 x 51 x 451	584	
VPSG-1842-G, SK-1C		42 x 2 x 18	1067 x 51 x 451	626	
VPSG-1848-G, SK-1C		48 x 2 x 18	1219 x 51 x 451	674	
VPSG-1854-G, SK-1C		54 x 2 x 18	1372 x 51 x 451	708	
VPSG-1860-G, SK-1C		60 x 2 x 18	1524 x 51 x 451	744	
Panel height: 20" (502 mm)		VPSG-2018-G, SK-1C	18 x 2 x 20	457 x 51 x 502	492
		VPSG-2024-G, SK-1C	24 x 2 x 20	610 x 51 x 502	527
	VPSG-2030-G, SK-1C	30 x 2 x 20	762 x 51 x 502	563	
	VPSG-2036-G, SK-1C	36 x 2 x 20	914 x 51 x 502	602	
	VPSG-2042-G, SK-1C	42 x 2 x 20	1067 x 51 x 502	646	
	VPSG-2048-G, SK-1C	48 x 2 x 20	1219 x 51 x 502	694	
	VPSG-2054-G, SK-1C	54 x 2 x 20	1372 x 51 x 502	731	
	VPSG-2060-G, SK-1C	60 x 2 x 20	1524 x 51 x 502	770	
	<b>Frosted acrylic</b>				
	Panel height: 14" (350 mm)	VPSG-1418-G, SK-1E	18 x 2 x 14	457 x 51 x 350	526
VPSG-1424-G, SK-1E		24 x 2 x 14	610 x 51 x 350	562	
VPSG-1430-G, SK-1E		30 x 2 x 14	762 x 51 x 350	595	
VPSG-1436-G, SK-1E		36 x 2 x 14	914 x 51 x 350	637	
VPSG-1442-G, SK-1E		42 x 2 x 14	1067 x 51 x 350	678	
VPSG-1448-G, SK-1E		48 x 2 x 14	1219 x 51 x 350	729	
VPSG-1454-G, SK-1E		54 x 2 x 14	1372 x 51 x 350	762	
VPSG-1460-G, SK-1E		60 x 2 x 14	1524 x 51 x 350	799	
Panel height: 18" (451 mm)		VPSG-1818-G, SK-1E	18 x 2 x 18	457 x 51 x 451	539
		VPSG-1824-G, SK-1E	24 x 2 x 18	610 x 51 x 451	575
	VPSG-1830-G, SK-1E	30 x 2 x 18	762 x 51 x 451	609	
	VPSG-1836-G, SK-1E	36 x 2 x 18	914 x 51 x 451	655	
	VPSG-1842-G, SK-1E	42 x 2 x 18	1067 x 51 x 451	698	
	VPSG-1848-G, SK-1E	48 x 2 x 18	1219 x 51 x 451	748	
	VPSG-1854-G, SK-1E	54 x 2 x 18	1372 x 51 x 451	785	
	VPSG-1860-G, SK-1E	60 x 2 x 18	1524 x 51 x 451	822	

# 1 Panels

## Glass stackable panels for glass base panels (cont'd.)

Specification	Code	W x D x H (in)	W x D x H (mm)	Price
<b>Frosted acrylic</b>				
Panel height: 20" (502 mm)	VPSG-2018-G, SK-1E	18 x 2 x 20	457 x 51 x 502	552
	VPSG-2024-G, SK-1E	24 x 2 x 20	610 x 51 x 502	591
	VPSG-2030-G, SK-1E	30 x 2 x 20	762 x 51 x 502	626
	VPSG-2036-G, SK-1E	36 x 2 x 20	914 x 51 x 502	674
	VPSG-2042-G, SK-1E	42 x 2 x 20	1067 x 51 x 502	716
	VPSG-2048-G, SK-1E	48 x 2 x 20	1219 x 51 x 502	770
	VPSG-2054-G, SK-1E	54 x 2 x 20	1372 x 51 x 502	807
	VPSG-2060-G, SK-1E	60 x 2 x 20	1524 x 51 x 502	847

### Specification notes

- ▶ Stack 2 high maximum.
- ▶ Glass stackable panels are not load bearing.
- ▶ Utilize top cap from the base panel.
- ▶ Top channel of the stackable panel accommodates wire management.
- ▶ Base plus stackable panel heights must match existing base panel heights when the application is to be combined with finish posts.
- ▶ Base plus stackable panel total height cannot exceed 82" [2077 mm].

### Trim/metal colors

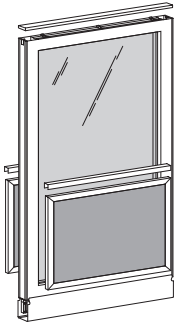
- TR-E Smoke
- TR-G Grey tone
- TR-K Charcoal
- TR-R Beige
- TR-LE Metallic silver

### Sample order

VPSG- 14 36- G, TR-K, SK-1C

Product code | Width | Stacks on a glass panel | Trim/metal color | Glass/acrylic

## Wainscot conversion kits for glass panels



Kits to convert a full glass base panel into a semi-glass/semi-fabric panel.

2 recessed fabric panels (1 for each side), 2 rails and attachment hardware are included.

Specify fabric and color codes.

Specification	Code	W x D x H (in)	W x D x H (mm)	Price
	VNGK-3024	24 x 1/2 x 30	610 x 12 x 756	293
	VNGK-3036	36 x 1/2 x 30	914 x 12 x 756	321

### Specification notes

- ▶ Require field assembly.
- ▶ Install to both sides of any glass panel.

### Trim/metal colors

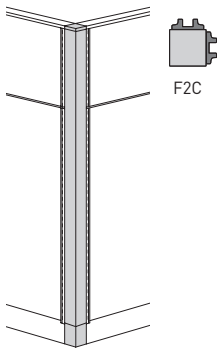
- TR-E Smoke
- TR-G Grey tone
- TR-K Charcoal
- TR-R Beige
- TR-LE Metallic silver

### Sample order

VNGK- 30 24, TR-K, 5M-1, 5M-1

Product code | Width | Height | Trim/metal color | Fabric choice | Fabric choice

## Finish posts, 90-degree connection; full height application



Top cap, finish post and connector cover are included.

Metal finish post comes with 2 black polypropylene connectors to avoid metal-to-metal sounds.

Specify fabric and/or color codes.

Specification	Code	W x D x H (in)	W x D x H (mm)	Price
Painted metal post	VVPC-30-F2C	2 x 2 x 30	51 x 51 x 756	57
	VVPC-37-F2C	2 x 2 x 37	51 x 51 x 934	59
	VVPC-44-F2C	2 x 2 x 44	51 x 51 x 1112	62
	VVPC-50-F2C	2 x 2 x 50	51 x 51 x 1264	64
	VVPC-56-F2C	2 x 2 x 56	51 x 51 x 1422	65
	VVPC-64-F2C	2 x 2 x 64	51 x 51 x 1620	66
	VVPC-82-F2C	2 x 2 x 82	51 x 51 x 2077	72
Fabric post	VVFC-30-F2C	2 x 2 x 30	51 x 51 x 756	84
	VVFC-37-F2C	2 x 2 x 37	51 x 51 x 934	87
	VVFC-44-F2C	2 x 2 x 44	51 x 51 x 1112	92
	VVFC-50-F2C	2 x 2 x 50	51 x 51 x 1264	98
	VVFC-56-F2C	2 x 2 x 56	51 x 51 x 1422	101
	VVFC-64-F2C	2 x 2 x 64	51 x 51 x 1620	103
	VVFC-82-F2C	2 x 2 x 82	51 x 51 x 2077	107

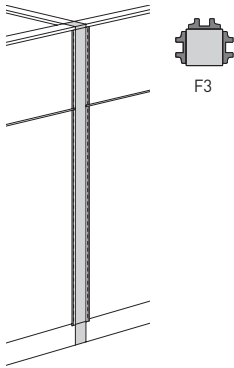
### Specification notes

- ▶ Finish posts are required by UL certification for covering power connectors when power connector covers are not used.
- ▶ When the posts are upholstered, the top cap and connector cover are not upholstered and no black connectors are provided.
- ▶ Top cap has alignment tabs for dedicated applications and these are not field-removable.

Trim/metal colors	Sample order painted metal post	Sample order fabric post
TR-E Smoke	VVPC- 37-F2C, TR-K	VVFC- 37-F2C, TR-K, 5M-K
TR-G Grey tone	Product code   Height   Cap trim color	Product code   Height   Cap trim color   Fabric code
TR-K Charcoal	Top cap alignment tabs	
TR-R Beige	Top cap alignment tabs	
TR-LE Metallic silver	Top cap alignment tabs	

# 1 Panel components

## Finish posts, 180-degree connection; full height application



Top cap, finish post and connector cover are included.

Metal finish post comes with 2 black polypropylene connectors to avoid metal-to-metal sounds.

Specify fabric and/or color codes.

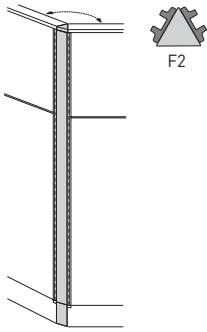
Specification	Code	W x D x H (in)	W x D x H (mm)	Price
Painted metal post	VVPS-30-F3	2 x 2 x 30	51 x 51 x 756	51
	VVPS-37-F3	2 x 2 x 37	51 x 51 x 934	56
	VVPS-44-F3	2 x 2 x 44	51 x 51 x 1112	58
	VVPS-50-F3	2 x 2 x 50	51 x 51 x 1264	60
	VVPS-56-F3	2 x 2 x 56	51 x 51 x 1422	61
	VVPS-64-F3	2 x 2 x 64	51 x 51 x 1620	62
	VVPS-82-F3	2 x 2 x 82	51 x 51 x 2077	65
Fabric post	VVFS-30-F3	2 x 2 x 30	51 x 51 x 756	79
	VVFS-37-F3	2 x 2 x 37	51 x 51 x 934	82
	VVFS-44-F3	2 x 2 x 44	51 x 51 x 1112	85
	VVFS-50-F3	2 x 2 x 50	51 x 51 x 1264	88
	VVFS-56-F3	2 x 2 x 56	51 x 51 x 1422	91
	VVFS-64-F3	2 x 2 x 64	51 x 51 x 1620	93
	VVFS-82-F3	2 x 2 x 82	51 x 51 x 2077	99

### Specification notes

- ▶ Finish posts are required by UL certification for covering power connectors when power connector covers are not used.
- ▶ When the posts are upholstered, the top cap and connector cover are not upholstered and no black connectors are provided.
- ▶ Top cap has alignment tabs for dedicated applications and these are not field-removable.

Trim/metal colors	Sample order painted metal post	Sample order fabric post
TR-E Smoke	VVPS- 37-F3, TR-K	VVFS- 37-F3, TR-K, 5M-1
TR-G Grey tone	Product code   Height   Cap trim color	Product code   Height   Cap trim color   Fabric code
TR-K Charcoal	Top cap alignment tabs	Top cap alignment tabs
TR-R Beige		
TR-LE Metallic silver		

## Finish posts, 120-degree connection; full height application



Top cap, finish post and connector cover are included.

Metal finish post comes with 2 black polypropylene connectors to avoid metal-to-metal sounds.

Specify fabric and/or color codes.

Specification	Code	W x D x H (in)	W x D x H (mm)	Price
Painted metal post	VVPA-30-F2	2 x 2 x 30	51 x 51 x 756	62
	VVPA-37-F2	2 x 2 x 37	51 x 51 x 934	64
	VVPA-44-F2	2 x 2 x 44	51 x 51 x 1112	67
	VVPA-50-F2	2 x 2 x 50	51 x 51 x 1264	72
	VVPA-56-F2	2 x 2 x 56	51 x 51 x 1422	74
	VVPA-64-F2	2 x 2 x 64	51 x 51 x 1620	75
	VVPA-82-F2	2 x 2 x 82	51 x 51 x 2077	79
Fabric post	VVFA-30-F2	2 x 2 x 30	51 x 51 x 756	90
	VVFA-37-F2	2 x 2 x 37	51 x 51 x 934	93
	VVFA-44-F2	2 x 2 x 44	51 x 51 x 1112	101
	VVFA-50-F2	2 x 2 x 50	51 x 51 x 1264	104
	VVFA-56-F2	2 x 2 x 56	51 x 51 x 1422	106
	VVFA-64-F2	2 x 2 x 64	51 x 51 x 1620	108
	VVFA-82-F2	2 x 2 x 82	51 x 51 x 2077	118

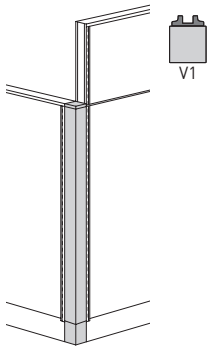
### Specification notes

- ▶ Finish posts are required by UL certification for covering power connectors when power connector covers are not used.
- ▶ When the posts are upholstered, the top cap and connector cover are not upholstered and no black connectors are provided.
- ▶ Top cap has alignment tabs for dedicated applications and these are not field-removable.

Trim/metal colors	Sample order painted metal post	Sample order fabric post
TR-E Smoke	VVPA- 37-F2, TR-K	VVFA- 37-F2, TR-K, 5W-1
TR-G Grey tone	Product code   Height   Cap trim color	Product code   Height   Cap trim color   Fabric code
TR-K Charcoal	Top cap alignment tabs	Top cap alignment tabs
TR-R Beige		
TR-LE Metallic silver		

# 1 Panel components

## Finish posts, 90-degree connection; variable height application



Top cap, finish post and connector cover are included.

Metal finish post comes with 2 black polypropylene connectors to avoid metal-to-metal sounds.

Specify fabric and/or color codes.

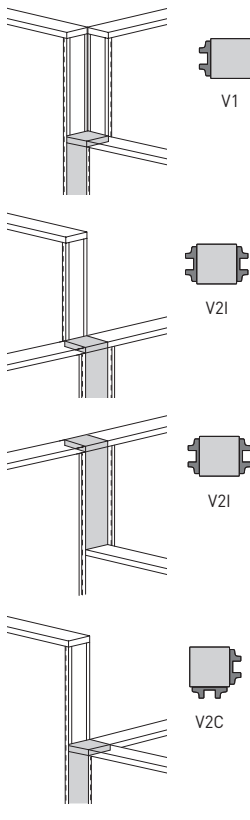
Specification	Code	W x D x H (in)	W x D x H (mm)	Price
Painted metal post	VVPC-30-V1	2 x 2 x 30	51 x 51 x 756	57
	VVPC-37-V1	2 x 2 x 37	51 x 51 x 934	59
	VVPC-44-V1	2 x 2 x 44	51 x 51 x 1112	62
	VVPC-50-V1	2 x 2 x 50	51 x 51 x 1264	64
	VVPC-56-V1	2 x 2 x 56	51 x 51 x 1422	65
	VVPC-64-V1	2 x 2 x 64	51 x 51 x 1620	66
Fabric post	VVFC-30-V1	2 x 2 x 30	51 x 51 x 756	84
	VVFC-37-V1	2 x 2 x 37	51 x 51 x 934	87
	VVFC-44-V1	2 x 2 x 44	51 x 51 x 1112	92
	VVFC-50-V1	2 x 2 x 50	51 x 51 x 1264	98
	VVFC-56-V1	2 x 2 x 56	51 x 51 x 1422	101
	VVFC-64-V1	2 x 2 x 64	51 x 51 x 1620	103

### Specification notes

- ▶ Finish posts are required by UL certification for covering power connectors when power connector covers are not used.
- ▶ **When the posts are upholstered, the top cap and connector cover are not upholstered and no black connectors are provided.**
- ▶ Top cap has alignment tabs for dedicated applications and these are not field-removable.

Trim/metal colors	Sample order painted metal post	Sample order fabric post
TR-E Smoke	VVPC- 37-V1, TR-K	VVFC- 37-V1, TR-K, 5M-1
TR-G Grey tone	Product code   Height   Cap trim color	Product code   Height   Cap trim color   Fabric code
TR-K Charcoal		
TR-R Beige		
TR-LE Metallic silver		
	Top cap alignment tabs	Top cap alignment tabs

## Finish posts, 180-degree connection; variable height application



Specification	Code	W x D x H (in)	W x D x H (mm)	Price
Painted metal post	WPS-30-V_	2 x 2 x 30	51 x 51 x 756	51
	WPS-37-V_	2 x 2 x 37	51 x 51 x 934	56
	WPS-44-V_	2 x 2 x 44	51 x 51 x 1112	58
	WPS-50-V_	2 x 2 x 50	51 x 51 x 1264	60
	WPS-56-V_	2 x 2 x 56	51 x 51 x 1422	61
	WPS-64-V_	2 x 2 x 64	51 x 51 x 1620	62
Fabric post	WFS-30-V_	2 x 2 x 30	51 x 51 x 756	79
	WFS-37-V_	2 x 2 x 37	51 x 51 x 934	82
	WFS-44-V_	2 x 2 x 44	51 x 51 x 1112	85
	WFS-50-V_	2 x 2 x 50	51 x 51 x 1264	88
	WFS-56-V_	2 x 2 x 56	51 x 51 x 1422	91
	WFS-64-V_	2 x 2 x 64	51 x 51 x 1620	93

### Specification notes

- ▶ Finish posts are required by UL certification for covering power connectors when power connector covers are not used.
- ▶ When the posts are upholstered, the top cap and connector cover are not upholstered and no black connectors are provided.
- ▶ Top cap has alignment tabs for dedicated applications and these are not field-removable.
- ▶ Based on the requirements of the application, modifications (i.e., cutting the mold) can be made in the field.

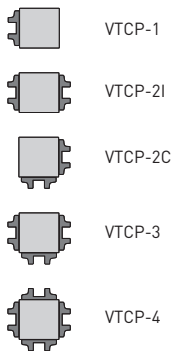
Square top cap alignment tab options	Trim/metal colors	Sample order painted metal post	Sample order fabric post
-1	TR-E Smoke TR-G Grey tone TR-K Charcoal TR-R Beige TR-LE Metallic silver	VVPS- 37-V1, TR-K <small>Product code   Height   Cap trim color</small>	VVFS- 37-V1, TR-K, 5M-1 <small>Product code   Height   Cap trim color   Fabric code</small>
-2I		<small>Product code   Height   Cap trim color</small>	<small>Product code   Height   Cap trim color   Fabric code</small>
-2C		<small>Product code   Height   Cap trim color</small>	<small>Product code   Height   Cap trim color   Fabric code</small>

Top cap, finish post and connector cover are included.

Metal finish post comes with 2 black polypropylene connectors to avoid metal-to-metal sounds.

Specify square top cap alignment tabs and fabric and/or color codes.

## Square top caps



Specification	Code	W x D x H (in)	W x D x H (mm)	Price
One-way in-line	VTCP-1	2 x 2	51 x 51	38
Two-way in-line	VTCP-2I	2 x 2	51 x 51	38
Two-way corner	VTCP-2C	2 x 2	51 x 51	38
Three-way	VTCP-3	2 x 2	51 x 51	38
Four-way	VTCP-4	2 x 2	51 x 51	38

### Specification notes

- ▶ Top cap has alignment tabs for dedicated applications and these are not field-removable.

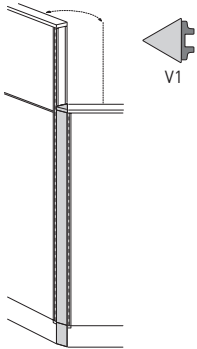
Trim/metal colors	Sample order
TR-E Smoke TR-G Grey tone TR-K Charcoal TR-R Beige TR-LE Metallic silver	VTCP-1, TR-K <small>Product code   Alignment tabs   Trim/metal color</small>

Package of 1.

Specify color code.

# 1 Panel components

## Finish posts, 120-degree connection; variable height application



Top cap, finish post and connector cover are included.

Metal finish post comes with 2 black polypropylene connectors to avoid metal-to-metal sounds.

Specify fabric and/or color codes.

Specification	Code	W x D x H (in)	W x D x H (mm)	Price
Painted metal post	VVPA-30-V1	2 x 2 x 30	51 x 51 x 756	62
	VVPA-37-V1	2 x 2 x 37	51 x 51 x 934	64
	VVPA-44-V1	2 x 2 x 44	51 x 51 x 1112	67
	VVPA-50-V1	2 x 2 x 50	51 x 51 x 1264	72
	VVPA-56-V1	2 x 2 x 56	51 x 51 x 1422	74
	VVPA-64-V1	2 x 2 x 64	51 x 51 x 1620	75
Fabric post	VVFA-30-V1	2 x 2 x 30	51 x 51 x 756	90
	VVFA-37-V1	2 x 2 x 37	51 x 51 x 934	93
	VVFA-44-V1	2 x 2 x 44	51 x 51 x 1112	101
	VVFA-50-V1	2 x 2 x 50	51 x 51 x 1264	104
	VVFA-56-V1	2 x 2 x 56	51 x 51 x 1422	106
	VVFA-64-V1	2 x 2 x 64	51 x 51 x 1620	108

### Specification notes

- ▶ Finish posts are required by UL certification for covering connectors when power connector covers are not used.
- ▶ When the posts are upholstered, the top cap and connector cover are not upholstered and no black connectors are provided.
- ▶ Top cap has alignment tabs for dedicated applications and these are not field-removable.

Trim/metal colors	Sample order painted metal post	Sample order fabric post
TR-E Smoke TR-G Grey tone TR-K Charcoal TR-R Beige TR-LE Metallic silver	VVPA- 37-V1, TR-K Product code   Height   Cap trim color Top cap alignment tabs	VVFA- 37-V1, TR-K, 5W-1 Product code   Height   Cap trim color   Fabric code Top cap alignment tabs

## Square top caps, 120-degree connection



Package of 1.  
Specify color code.

Specification	Code	W x D x H (in)	W x D x H (mm)	Price
One-way 120-degree	VTCP-120-1	2 x 2	51 x 51	38
Two-way 120-degree	VTCP-120-2	2 x 2	51 x 51	38
Three-way 120-degree	VTCP-120-3	2 x 2	51 x 51	38

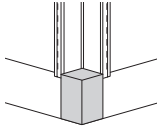
### Specification notes

- ▶ Top cap has alignment tabs for dedicated applications and these are not field-removable.

Trim/metal colors	Sample order	Applications
TR-E Smoke TR-G Grey tone TR-K Charcoal TR-R Beige TR-LE Metallic silver	VTCP- 120-1, TR-K Product code   120-degree   Trim/metal color Top cap alignment tabs	



## Connector covers, 90-degree connection



Package of 6 covers.  
Specify color code.

Specification	Code	Height (in)	Height (mm)	Price
90 degrees	VNVC-KIT	4 ½	114	74

### Specification notes

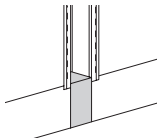
- Required by UL certification for covering base raceways and straight-span power connectors when finish post is not used.

### Trim/metal colors

### Sample order

TR-E	Smoke	VNVC-KIT, TR-K	
TR-G	Grey tone		
TR-K	Charcoal	Product code	Trim color
TR-R	Beige		
TR-LE	Metallic silver		

## Connector covers, 180-degree connection



Package of 6 covers.  
Specify color code.

Specification	Code	Height (in)	Height (mm)	Price
180 degrees	VNVS-KIT	4 ½	114	74

### Specification notes

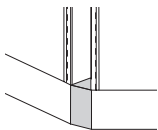
- Required by UL certification for covering flexible base raceways and straight-span power connectors when finish post is not used.

### Trim/metal colors

### Sample order

TR-E	Smoke	VNVS-KIT, TR-K	
TR-G	Grey tone		
TR-K	Charcoal	Product code	Trim color
TR-R	Beige		
TR-LE	Metallic silver		

## Connector covers, 120-degree connection



Package of 6 covers.  
Specify color code.

Specification	Code	Height (in)	Height (mm)	Price
120 degrees	VNVA-KIT	4 ½	114	74

### Specification notes

- Required by UL certification for covering flexible base raceways and straight-span power connectors when finish post is not used.

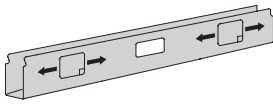
### Trim/metal colors

### Sample order

TR-E	Smoke	VNVA-KIT, TR-K	
TR-G	Grey tone		
TR-K	Charcoal	Product code	Trim color
TR-R	Beige		
TR-LE	Metallic silver		

# 1 Panel components

## Raceway covers for communication cabling



Specify color code.

Communication cut-out cover is **not** included. Order separately one VNRC-1 for each side if no data plate is used.

Specification	Code	W x D x H (in)	W x D x H (mm)	Price
	VNRP-18	18 x 2 x 4 1/4	452 x 51 x 108	51
	VNRP-24	24 x 2 x 4 1/4	610 x 51 x 108	57
	VNRP-30	30 x 2 x 4 1/4	762 x 51 x 108	63
	VNRP-36	36 x 2 x 4 1/4	914 x 51 x 108	67
	VNRP-42	42 x 2 x 4 1/4	1067 x 51 x 108	77
	VNRP-48	48 x 2 x 4 1/4	1219 x 51 x 108	84
	VNRP-54	54 x 2 x 4 1/4	1372 x 51 x 108	86
	VNRP-60	60 x 2 x 4 1/4	1524 x 51 x 108	91

### Specification notes

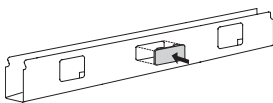
- ▶ The openings of the raceway enable communication equipment cabling to be routed to the connector modules.
- ▶ The offset openings of the raceway enable communication equipment cabling to be routed to the connector modules.
- ▶ The two sliding doors (on either side) accept electrical receptacles.
- ▶ Information plate opening measures 1 3/8" H x 2 1/16" W (35 mm x 69 mm).
- ▶ Use this product only with 120-volt, 60-hertz power sources.
- ▶ Pre-configured information plates with connector modules, which fit the openings in the raceway cover, must be purchased from a specialized manufacturer.

### Trim/metal colors

### Sample order

TR-E	Smoke	VNRP- 24, TR-K                       Product code       Trim color                       Panel width
TR-G	Grey tone	
TR-K	Charcoal	
TR-R	Beige	
TR-LE	Metallic silver	

## Raceway communication cut-out cover



Package of 1.

Specify color code.

Specification	Code	W x D x H (in)	W x D x H (mm)	Price
	VNRC-1	3 1/8 x 1 1/8 x 1/8	80 x 41 x 3	7

### Specification notes

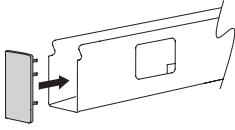
- ▶ Required to cover the communication opening of a VNRP-\_\_ and of the "C" raceway option.
- ▶ Metallic silver finish not available. When the bottom channel has a metallic silver finish, it is recommended to use the TR-E (Smoke color) cap.

### Trim/metal colors

### Sample order

TR-E	Smoke	VNRC-1, TR-K                       Product code       Trim color
TR-G	Grey tone	
TR-K	Charcoal	
TR-R	Beige	

## Base raceway end caps



Package of 10.  
Specify color code.

Specification	Code	W x D x H (in)	W x D x H (mm)	Price
Base raceway end caps	VREC-10	2 1/16 x 3 9/16 x 1 13/32	52 x 91 x 10	19

### Specification notes

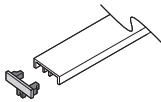
- ▶ Base raceway end caps are used for end-of-run panel applications.
- ▶ Raceway end caps are shipped in a ratio of 0.6 per panel order.

### Trim/metal colors

### Sample order

TR-E	Smoke	VREC-10, TR-K
TR-G	Grey tone	
TR-K	Charcoal	Product Trim
TR-R	Beige	code color
TR-LE	Metallic silver	

## Top cap end plug



Package of 1.  
Specify color code.

Specification	Code	W x D x H (in)	W x D x H (mm)	Price
Top cap end plug	VTCE-1	2 3/32 x 1 1/16 x 27/32	53 x 18 x 22	17

### Specification notes

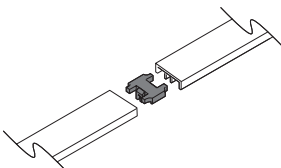
- ▶ Top cap end plugs are for use with Nvision painted top caps.
- ▶ Additional top cap end plugs may be needed if finish posts are not specified.
- ▶ Top cap end plugs are shipped in a ratio of 0.6 per panel order.

### Trim/metal colors

### Sample order

TR-E	Smoke	VTCE-1, TR-K
TR-G	Grey tone	
TR-K	Charcoal	Product Trim
TR-R	Beige	code color
TR-LE	Metallic silver	

## Top cap aligner



Package of 1.  
Specify color code.

Specification	Code	W x D x H (in)	W x D x H (mm)	Price
Top cap aligner	VTCA-1	1 31/32 x 1 13/16 x 1 21/32	50 x 20 x 42	22

### Specification notes

- ▶ Top cap aligner is used to connect 2 top caps in an in-line panel application.
- ▶ One top cap aligner is included with each panel.

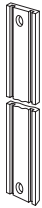
### Trim/metal colors

### Sample order

TR-E	Smoke	VTCA-1, TR-K
TR-G	Grey tone	
TR-K	Charcoal	Product Trim
TR-R	Beige	code color
TR-LE	Metallic silver	

# 1 Panel components

## Wall mounts



Attaches a panel to a structural wall or column.

Specify color code.

See pages 8 and 20 for application details.

Specification	Code	W x D x H (in)	W x D x H (mm)	Price
	VNW-30	2 x ¼ x 25	51 x 6 x 635	87
	VNW-37	2 x ¼ x 32	51 x 6 x 813	90
	VNW-44	2 x ¼ x 39	51 x 6 x 991	92
	VNW-50	2 x ¼ x 45	51 x 6 x 1143	98
	VNW-56	2 x ¼ x 51	51 x 6 x 1295	99
	VNW-64	2 x ¼ x 59	51 x 6 x 1499	101
	VNW-82	2 x ¼ x 77	51 x 6 x 1956	104

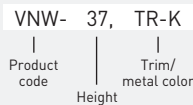
### Specification notes

▶ Wall mounting attachment, like the side rail, is 5" (127 mm) shorter than the total panel height.

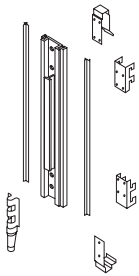
### Trim/metal colors

### Sample order

TR-E Smoke  
 TR-G Grey tone  
 TR-K Charcoal  
 TR-R Beige  
 TR-LE Metallic silver



## Accessories for T-mount



Side rail, center and end mount brackets, glide housing and screws are included.

To install a panel perpendicular to another panel.

Field installed.

Specify color code.

See page 8 for application details.

Specification	Code	W x D x H (in)	W x D x H (mm)	Price
	VNT-30	2 x ¼ x 25	51 x 6 x 635	124
	VNT-37	2 x ¼ x 32	51 x 6 x 813	127
	VNT-44	2 x ¼ x 39	51 x 6 x 991	133
	VNT-50	2 x ¼ x 45	51 x 6 x 1143	138
	VNT-56	2 x ¼ x 51	51 x 6 x 1295	141
	VNT-64	2 x ¼ x 59	51 x 6 x 1499	143
	VNT-82	2 x ¼ x 77	51 x 6 x 1956	148

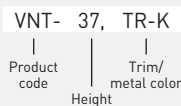
### Specification notes

▶ The accessory for a T installation, like the side rail, is 5" (127 mm) shorter than the total panel height.

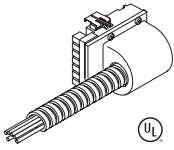
### Trim/metal colors

### Sample order

TR-E Smoke  
 TR-G Grey tone  
 TR-K Charcoal  
 TR-R Beige  
 TR-LE Metallic silver



## Hardwire base feeds



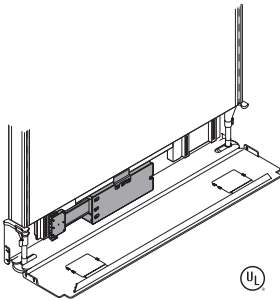
3-circuit power connector 4' (1219 mm) or 15' (4572 mm) long, 1/2" (13 mm) painted metal conduit (black) with eight 12-gauge lead wires.

Specification	Code	Length (in)	Length (mm)	Price
	VEB-1	48"	1219	226
	VEB-5	180"	4572	507

### Specification notes

- ▶ Plug into the power distribution assembly (PDA) in the field.
- ▶ For hardwire connection to the floor, column or wall.
- ▶ Available in 4' (1219 mm) or 15' (4572 mm).
- ▶ Can be field modified to accommodate left or right conditions by unscrewing the housing.
- ▶ Use this product only with 120-volt, 60-hertz power sources.
- ▶ Housing exceeds 1 1/2" (38 mm) of the raceway. Verify clearance needed prior to installing a fixed pedestal.

## Concealed base feeds



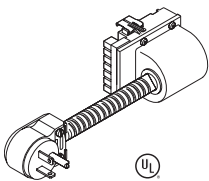
3-circuit box with 1/2" (13 mm) knockouts, 8 12-gauge lead wires and attachment hardware.

Specification	Code	Length (in)	Length (mm)	Price
	VEB-4	24"	610	243

### Specification notes

- ▶ Installs on panels 30" (756 mm) wide or wider.
- ▶ For hardwire connection to the floor, column or wall.
- ▶ Wire from base to wall must be supplied by an electrician.
- ▶ Use this product only with 120-volt, 60-hertz power sources.
- ▶ Plugs into the power distribution assembly (PDA) at the receptacle location.
- ▶ Meet the standards of the New York City building code.

## 20-amp plug-in base feeds



Single circuit power connector, 2' (610 mm) cable and plug.

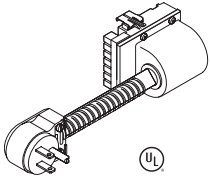
Specification	Code	Length (in)	Length (mm)	Price
	VEB-2	24"	610	248

### Specification notes

- ▶ Plug into the power distribution assembly (PDA) at the receptacle location.
- ▶ Require a 20-amp, 125-volt power receptacle for plug-in (not included).
- ▶ Supply power to one circuit only.
- ▶ Use this product only with 120-volt, 60-hertz power sources.
- ▶ The construction code prohibits the use of this product in Canada.
- ▶ Housing exceeds 1 1/2" (38 mm) of the raceway. Verify clearance needed prior to installing a fixed pedestal.

# 1 Electricity

## 15-amp plug-in base feeds



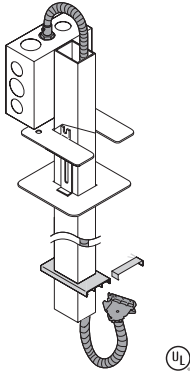
Single circuit power connector, 6' (1829 mm) cable and plug.

Specification	Code	Length (in)	Length (mm)	Price
	VEB-3	72"	1829	248

### Specification notes

- ▶ Plug into the power distribution assembly (PDA) at the receptacle location.
- ▶ Require a 15-amp, 120-volt power receptacle for plug-in (not included).
- ▶ Supply power to one circuit only.
- ▶ Use this product only with 120-volt, 60-hertz power sources.
- ▶ Not for use in U.S.A. due to construction code restrictions.
- ▶ Housing exceeds 1½" (38 mm) of the raceway. Verify clearance needed prior to installing a fixed pedestal.

## Powered top feeds



Top feed pole, transitional box, ceiling cover plate, open square top cap, bracelet, screws and a 3-circuit harness are included.

Not for use with glass panels, glass stackable panels or doors.

Specify color code.

Specification	Code	Price
<b>Up to 10' (3048 mm) ceiling</b>		
on 64" (1620 mm) to 82" (2077 mm) panel height (pole length is 70" (1956 mm))	VTF-6482-10	760
<b>Up to 12' (3658 mm) ceiling</b>		
on 30" (756 mm) to 82" (2077 mm) panel height (pole length is 124" (3150 mm))	VTF-3782-12	760

### Specification notes

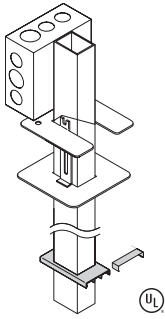
- ▶ Use when building power source is accessible from the ceiling.
- ▶ Field modification of panel top cap is required.
- ▶ Install in left or right vertical channel of an acoustical panel or an acoustical stackable panel.
- ▶ Cable capacity: 23 category 5 0.20" diameter cables.
- ▶ Single-channel pole with one sliding side and an internal rod to facilitate cable management.
- ▶ Field cut the pole to appropriate length if necessary.
- ▶ Require an acoustical powered base panel.
- ▶ Use this product only with 120-volt, 60-hertz power sources.
- ▶ Plug into the power distribution assembly (PDA) at the receptacle location.

### Trim/metal colors

### Sample order

TR-E	Smoke	VTF-	6482-	10	TR-K
TR-G	Grey tone				
TR-K	Charcoal	Product code	Panel height	Ceiling height	Trim/metal color
TR-R	Beige				
TR-LE	Metallic silver				

## Full-height cable management poles



Pole, transitional junction box, ceiling cover plate, open square top cap, bracket and screws are included.

Not for use with glass panels, glass stackable panels or doors.

Specify color code.

Specification	Code	Price
<b>10' (3048 mm) ceiling</b>		
on 44"-56" (1118-1422 mm) panel	VCP-44	324
on 64" (1626 mm) panel	VCP-64	318
on 82" (2083 mm) panel	VCP-82	307

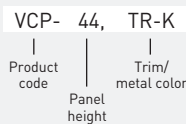
### Specification notes

- ▶ Use to route communications cabling vertically from ceiling or acoustical stackable panels.
- ▶ Install in left or right vertical channel of an acoustical panel or of an acoustical stackable panel.
- ▶ Field modification of panel top cap is required.
- ▶ Cable capacity: 23 communication cables of .20" diameter.
- ▶ Single-channel pole with one sliding side and an internal rod to facilitate cable management.
- ▶ Field cut the pole to appropriate length if necessary.

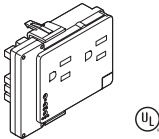
### Trim/metal colors

- TR-E Smoke
- TR-G Grey tone
- TR-K Charcoal
- TR-R Beige
- TR-LE Metallic silver

### Sample order



## Duplex receptacles, 3 programmable circuits



Package of 6 receptacles.

Specify color code.

Specification	Code	W x D x H (in)	W x D x H (mm)	Price
Common ground	VERC-1	2 7/8 x 2 x 2 3/8	73 x 51 x 60	153
Isolated ground	VERD-1	2 7/8 x 2 x 2 3/8	73 x 51 x 60	166

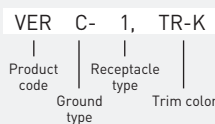
### Specification notes

- ▶ Circuit selector uses a color code that enables field selection of any of three circuits.
- ▶ The VERC-1 will access the common ground wire in the electrical system.
- ▶ The VERD-1 will access the isolated ground wire in the electrical system (not for use with a VEB-2 or VEB-3).
- ▶ Use this product only with 120-volt, 60-hertz power sources.
- ▶ Two receptacles can be plugged on each side into the power distribution assembly (PDA), when no base feed is plugged in.
- ▶ Not available in Metallic silver color; TR-E trim color is recommended.

### Trim/metal colors

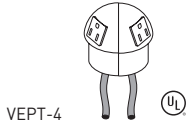
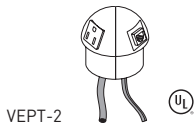
- TR-E Smoke
- TR-G Grey tone
- TR-K Charcoal
- TR-R Beige

### Sample order



# 1 Electricity

## Work surface height receptacles, with powered table dome

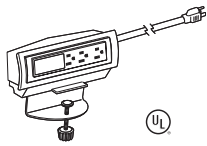


6' (1829 mm) cord is included. Black.

Specification	Code	W x D x H (in)	W x D x H (mm)	Price
4 powered outlets	VEPT-4	3 3/8 x 3 3/8 x 3	85 x 85 x 76	434
2 powered/2 communication outlets	VEPT-2	3 3/8 x 3 3/8 x 3	85 x 85 x 76	240

Specification notes	Sample order
<ul style="list-style-type: none"> <li>Provides power and communication access at work surface height.</li> <li>To be installed into 3" (76 mm) circular opening in the work surface (to be cut in the field if necessary).</li> <li>Communication outlet receptacles are not included.</li> <li>Cut-out for connectors are 7/16" x 3/4" (15 mm x 19 mm).</li> <li>Use this product only with 120-volt, 60-hertz power sources.</li> <li>Not NYC code compliant.</li> <li>This product is delivered as 2 half-domes. Once installed 1 3/4 in. (45 mm) above work surface, total width is 3 3/8 in. (86 mm).</li> <li>Grommet hole cannot accommodate powered table dome.</li> </ul>	<p>VEPT- 4</p> <p>Product code   No. of power outlets</p>

## Work surface height powered receptacles with communication outlets

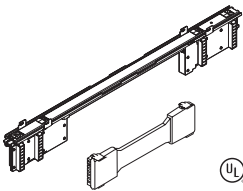


6' (1829 mm) or 12' (3658 mm) cord. Graphite.

Specification	Code	W x D x H (in)	W x D x H (mm)	Price
Cord length: 6' (1829 mm)	VEPC-6	9 1/2 x 2 1/2 x 3	241 x 64 x 76	344
Cord length: 12' (3658 mm)	VEPC-12	9 1/2 x 2 1/2 x 3	241 x 64 x 76	359

Specification notes	Sample order
<ul style="list-style-type: none"> <li>Include 3 electrical receptacles and a 1 3/8" x 2 23/32" (35 mm x 69 mm) knockout.</li> <li>Use this product only with 120-volt, 60-hertz power sources.</li> <li>Clip to the back of the surface, no hole drilling required.</li> </ul>	<p>VEPC- 6</p> <p>Product code   Cord length</p>

## Power conversion kits



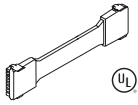
Power distribution assembly and 7.55" (192 mm) flexible power connector are included.

Specification	Code	Price
Panel width: 18" (457 mm)	VEKP-18	192
Panel width: 24" (610 mm)	VEKP-24	198
Panel width: 30" (762 mm)	VEKP-30	204
Panel width: 36" (914 mm)	VEKP-36	211
Panel width: 42" (1067 mm)	VEKP-42	217
Panel width: 48" (1219 mm)	VEKP-48	224
Panel width: 54" (1372 mm)	VEKP-54	226
Panel width: 60" (1524 mm)	VEKP-60	229

Specification notes	Sample order
<ul style="list-style-type: none"> <li>Add to a non-powered panel to convert it to a powered panel.</li> <li>A raceway with electrical access, if necessary, must be ordered separately.</li> <li>VEKP is 6" (152 mm) narrower than the panel width.</li> <li>Use this product only with 120-volt, 60-hertz power sources.</li> </ul>	<p>VEKP- 24</p> <p>Product code   Panel width</p>



## Straight span connector

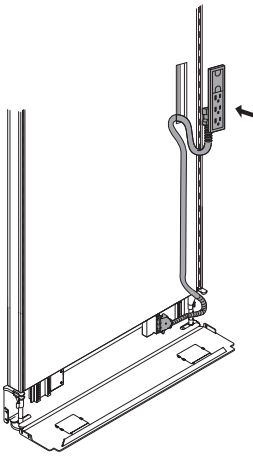


Specification	Code	Price
	VECT-3	118

### Specification notes

- ▶ Used for a 3-way or 4-way application where a straight application panel run of powered panels is intersected by one or more non-powered panels, creating a 2" [51 mm] gap.
- ▶ The straight-span connector is 9.64" [245 mm] long, which is 2" [51 mm] longer than the flexible power connector that ships with powered panels.

## Ported kits



Triple receptacle, telecommunications outlet with 1.38" (25 mm) x 2.71" (69 mm) opening and detachable cover, cover plate, electric cable for connection to base of powered panel, and mounting template included.

Specify codes for circuit and ground.

Charcoal only.

Specification	Code	W x Installation x H (in) Height	W x Installation x H (mm) Height	Price
3-circuit # 1 and 1 common ground	VPPK-1-3C	3 1/4 x 34 x 9	83 x 864 x 229	457
3-circuit # 2 and 1 common ground	VPPK-2-3C	3 1/4 x 34 x 9	83 x 864 x 229	457
3-circuit # 3 and 1 common ground	VPPK-3-3C	3 1/4 x 34 x 9	83 x 864 x 229	457
3-circuit # 1 and 1 isolated ground	VPPK-1-3I	3 1/4 x 34 x 9	83 x 864 x 229	457
3-circuit # 2 and 1 isolated ground	VPPK-2-3I	3 1/4 x 34 x 9	83 x 864 x 229	457
3-circuit # 3 and 1 isolated ground	VPPK-3-3I	3 1/4 x 34 x 9	83 x 864 x 229	457

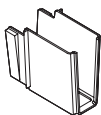
### Specification notes

- ▶ Ported kit must be field installed on acoustical powered panels.
- ▶ May be installed on the left or right side of the panel face, not back-to-back.
- ▶ Telecommunications outlet must be field supplied.
- ▶ Communication receptacles must be purchased from a specialized manufacturer.
- ▶ Must be installed vertically (communications on top, electrical on bottom).
- ▶ Power connection occupies a receptacle connector located in base raceway.
- ▶ Select circuit 1, 2 or 3 and common or isolated ground when ordering. Not field programmable.
- ▶ Not for use with panels less than 44" (1118 mm) high.
- ▶ "Installation height" measures are calculated from the bottom of ported kit to bottom of powered panel's raceway.
- ▶ Cable connection module must be purchased from a specialized manufacturer.

### Sample order

VPPK-	1-	3	C
Product code	Circuit #	3 circuits	Common ground

## Plastic liners



Package of 10 Black plastic.

Specification	Code	W x D x H (in)	W x D x H (mm)	Price
	VNPL-10	1 1/2 x 2 1/2 x 2 1/2	38 x 64 x 64	45

### Specification notes

- ▶ Required to run wire through the top channel of the panel.
- ▶ Two liners are needed per panel.

# 2 Work surfaces

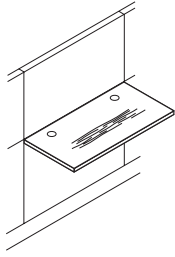
Panels

Work surfaces

Storage furniture

Accessories

## Rectangular surfaces



Cantilever brackets must be ordered separately (see pages 73 and 74).

Specify finish code.

Specification	Code	W x D x H (in)	W x D x H (mm)	Price	
				Thermofused laminate	High pressure laminate
Surface depth: 20" (508 mm)	VUR-2024	24 x 20 x 1	610 x 508 x 25	193	267
	VUR-2030	30 x 20 x 1	762 x 508 x 25	204	295
	VUR-2036	36 x 20 x 1	914 x 508 x 25	222	318
	VUR-2042	42 x 20 x 1	1067 x 508 x 25	245	347
	VUR-2048	48 x 20 x 1	1219 x 508 x 25	267	375
	VUR-2054	54 x 20 x 1	1372 x 508 x 25	278	403
	VUR-2060	60 x 20 x 1	1524 x 508 x 25	301	420
	VUR-2066	66 x 20 x 1	1676 x 508 x 25	335	448
	VUR-2072	72 x 20 x 1	1829 x 508 x 25	363	488
	VUR-2078	78 x 20 x 1	1981 x 508 x 25	375	517
Surface depth: 24" (610 mm)	VUR-2084	84 x 20 x 1	2134 x 508 x 25	386	540
	VUR-2090	90 x 20 x 1	2286 x 508 x 25	408	568
	VUR-2096	96 x 20 x 1	2438 x 508 x 25	415	596
	VUR-2424	24 x 24 x 1	610 x 610 x 25	235	328
	VUR-2430	30 x 24 x 1	762 x 610 x 25	254	356
	VUR-2436	36 x 24 x 1	914 x 610 x 25	274	382
	VUR-2442	42 x 24 x 1	1067 x 610 x 25	295	414
	VUR-2448	48 x 24 x 1	1219 x 610 x 25	318	445
	VUR-2454	54 x 24 x 1	1372 x 610 x 25	332	481
	VUR-2460	60 x 24 x 1	1524 x 610 x 25	358	501
Surface depth: 30" (762 mm)	VUR-2466	66 x 24 x 1	1676 x 610 x 25	385	540
	VUR-2472	72 x 24 x 1	1829 x 610 x 25	417	583
	VUR-2478	78 x 24 x 1	1981 x 610 x 25	426	563
	VUR-2484	84 x 24 x 1	2134 x 610 x 25	443	591
	VUR-2490	90 x 24 x 1	2286 x 610 x 25	465	620
	VUR-2496	96 x 24 x 1	2438 x 610 x 25	511	699
	VUR-3024	24 x 30 x 1	610 x 762 x 25	254	356
	VUR-3030	30 x 30 x 1	762 x 762 x 25	274	382
	VUR-3036	36 x 30 x 1	914 x 762 x 25	295	414
	VUR-3042	42 x 30 x 1	1067 x 762 x 25	318	445
VUR-3048	48 x 30 x 1	1219 x 762 x 25	358	483	
VUR-3054	54 x 30 x 1	1372 x 762 x 25	371	499	
VUR-3060	60 x 30 x 1	1524 x 762 x 25	385	540	
VUR-3066	66 x 30 x 1	1676 x 762 x 25	417	583	
VUR-3072	72 x 30 x 1	1829 x 762 x 25	448	629	
VUR-3078	78 x 30 x 1	1981 x 762 x 25	465	653	
VUR-3084	84 x 30 x 1	2134 x 762 x 25	483	681	
VUR-3090	90 x 30 x 1	2286 x 762 x 25	500	710	
VUR-3096	96 x 30 x 1	2438 x 762 x 25	534	743	


### Specification notes

- ▶ A reinforcement bar is recommended for 48" (1219 mm) and 54" (1372 mm) wide work surfaces, unless the surfaces are supported mid-span by a standard cantilever, an end support panel, or a fixed pedestal. See page 80.
- ▶ 60" (1524 mm) and wider surfaces must absolutely be supported mid-span by at least a cantilever, an end support or mid-support panel, a post or a fixed pedestal.


Finish code	Grommet options	Sample order								
1 Thermofused laminate 2 High pressure laminate	GN Grommet round black GS Grommet rectangular silver N No grommet	VU R- 20 24- 1 GN, G-ACA								
		<table border="0"> <tr> <td>Product code</td> <td>Depth</td> <td>Finish code</td> <td>Color code</td> </tr> <tr> <td>Surface type</td> <td>Width</td> <td>Grommet option</td> <td></td> </tr> </table>	Product code	Depth	Finish code	Color code	Surface type	Width	Grommet option	
Product code	Depth	Finish code	Color code							
Surface type	Width	Grommet option								

### Applications

#### Grommet positions

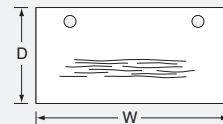


Width: 24" (610 mm)- 30" (762 mm)- 36" (914 mm)- 42" (1067 mm)- 48" (1219 mm)- 54" (1372 mm)

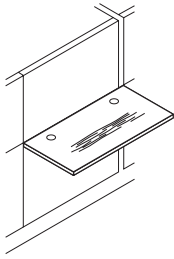


Width: 60" (1524 mm)- 66" (1676 mm)- 72" (1829 mm)- 78" (1981 mm)- 84" (2134 mm)- 90" (2286 mm)- 96" (2438 mm)

#### Dimensions



## Extended rectangular surfaces



Cantilever brackets must be ordered separately (see pages 73 and 74).

Specify finish code.

Specification	Code	W x D x H (in)	W x D x H (mm)	Price	
				Thermofused laminate	High pressure laminate
Surface depth: 24" (610 mm)	VURE-2426	26 x 24 x 1	660 x 610 x 25	260	364
	VURE-2432	32 x 24 x 1	813 x 610 x 25	280	395
	VURE-2438	38 x 24 x 1	965 x 610 x 25	305	426
	VURE-2450	50 x 24 x 1	1270 x 610 x 25	340	477
	VURE-2462	62 x 24 x 1	1575 x 610 x 25	381	534
Surface depth: 30" (762 mm)	VURE-3026	26 x 30 x 1	660 x 762 x 25	280	395
	VURE-3032	32 x 30 x 1	813 x 762 x 25	305	426
	VURE-3038	38 x 30 x 1	965 x 762 x 25	328	461
	VURE-3050	50 x 30 x 1	1270 x 762 x 25	366	516
	VURE-3062	62 x 30 x 1	1575 x 762 x 25	413	576


### Specification notes

- ▶ Designed to bridge a 3-way panel connection.
- ▶ A reinforcement bar is recommended for 50" (1270 mm) wide work surfaces, unless the surfaces are supported mid-span by a standard cantilever, an end support panel, or a fixed pedestal. See page 80.
- ▶ 62" (1575 mm) and wider surfaces must absolutely be supported mid-span by at least a cantilever, an end support or mid-support panel, a post or a fixed pedestal.

Finish code	Grommet options	Sample order
1 Thermofused laminate 2 High pressure laminate	GN Grommet round black GS Grommet rectangular silver N No grommet	VU RE- 24 26- 1 GN, G-ACA <small>Product code   Surface type   Depth   Width   Finish code   Grommet option   Color code</small>

### Applications

#### Grommet positions

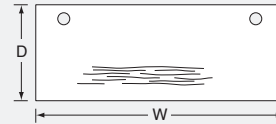


Width: 26" (610 mm)-  
32" (813 mm)- 38" (965 mm)-  
50" (1270 mm)



Width: 62" (1575 mm)

#### Dimensions



# 2 Work surfaces

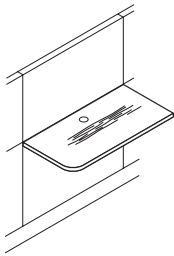
Panels

Work surfaces

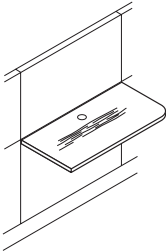
Storage furniture

Accessories

## Rectangular surfaces, radius end



Radius on left



Radius on right

Cantilever brackets must be ordered separately (see pages 73 and 74).

Specify finish code.

Specification	Code	W x D x H (in)	X	Y	Z	W x D x H (mm)	X	Y	Z	Price	
										Thermofused laminate	High pressure laminate
<b>Radius on the left side</b>											
Surface depth: 24" (610 mm)	VURR-2430-__L	30 x 24 x 1			6	762 x 610 x 25			152	317	442
	VURR-2436-__L	36 x 24 x 1			6	914 x 610 x 25			152	342	480
	VURR-2442-__L	42 x 24 x 1			6	1067 x 610 x 25			152	368	517
	VURR-2448-__L	48 x 24 x 1			6	1219 x 610 x 25			152	399	558
	VURR-2454-__L	54 x 24 x 1			6	1372 x 610 x 25			152	414	580
<b>Radius on the right side</b>											
Surface depth: 24" (610 mm)	VURR-2430-__R	30 x 24 x 1			6	762 x 610 x 25			152	317	442
	VURR-2436-__R	36 x 24 x 1			6	914 x 610 x 25			152	342	480
	VURR-2442-__R	42 x 24 x 1			6	1067 x 610 x 25			152	368	517
	VURR-2448-__R	48 x 24 x 1			6	1219 x 610 x 25			152	399	558
	VURR-2454-__R	54 x 24 x 1			6	1372 x 610 x 25			152	414	580
<b>Radius on the left side</b>											
Surface depth: 30" (762 mm)	VURR-3030-__L	30 x 30 x 1			6	762 x 762 x 25			152	324	457
	VURR-3036-__L	36 x 30 x 1			6	914 x 762 x 25			152	352	490
	VURR-3042-__L	42 x 30 x 1			6	1067 x 762 x 25			152	380	533
	VURR-3048-__L	48 x 30 x 1			6	1219 x 762 x 25			152	410	575
	VURR-3054-__L	54 x 30 x 1			6	1372 x 762 x 25			152	424	590
<b>Radius on the right side</b>											
Surface depth: 30" (762 mm)	VURR-3030-__R	30 x 30 x 1			6	762 x 762 x 25			152	324	457
	VURR-3036-__R	36 x 30 x 1			6	914 x 762 x 25			152	352	490
	VURR-3042-__R	42 x 30 x 1			6	1067 x 762 x 25			152	380	533
	VURR-3048-__R	48 x 30 x 1			6	1219 x 762 x 25			152	410	575
	VURR-3054-__R	54 x 30 x 1			6	1372 x 762 x 25			152	424	590

### Specification notes

- ▶ A reinforcement bar is recommended for 48" (1219 mm) and 54" (1372 mm) wide work surfaces, unless the surfaces are supported mid-span by a standard cantilever, an end support panel or a fixed pedestal. See page 80.

Finish code	Grommet options	Sample order
1 Thermofused laminate 2 High pressure laminate	GN Grommet round black GS Grommet rectangular silver N No grommet	VU RR- 24 36- 1 GN L, G-ACA <small>Product code   Surface type   Depth   Width   Finish code   Grommet option   Radius on left side   Color code</small>

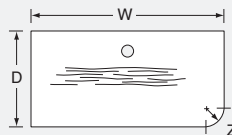
### Applications

#### Grommet position

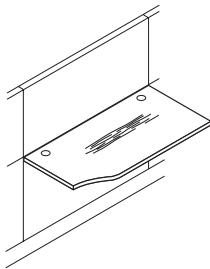


Width: 30" (762 mm)-  
36" (914 mm)- 42" (1067 mm)-  
48" (1219 mm)- 54" (1372 mm)

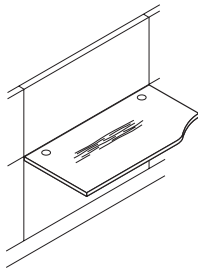
#### Dimensions



## Rectangular surfaces, transitional



Transitional on left



Transitional on right

Cantilever brackets must be ordered separately (see pages 73 and 74).

Specify finish code.

Specification	Code	W x D x H (in)	X	Y	Z	W x D x H (mm)	X	Y	Z	Price	
										Thermofused laminate	High pressure laminate
<b>Transitional on the left side</b>											
24" left (610 mm)/	VURT-3036-45	36 x 24/30 x 1			18	914 x 610/762 x 25			457	318	445
30" right (762 mm)	VURT-3042-45	42 x 24/30 x 1			18	1067 x 610/762 x 25			457	344	483
	VURT-3048-45	48 x 24/30 x 1			18	1219 x 610/762 x 25			457	374	522
	VURT-3054-45	54 x 24/30 x 1			18	1372 x 610/762 x 25			457	384	547
	VURT-3060-45	60 x 24/30 x 1			18	1524 x 610/762 x 25			457	401	562
<b>Transitional on the right side</b>											
30" left (762 mm)/	VURT-3036-54	36 x 30/24 x 1			18	914 x 762/610 x 25			457	318	445
24" right (610 mm)	VURT-3042-54	42 x 30/24 x 1			18	1067 x 762/610 x 25			457	344	483
	VURT-3048-54	48 x 30/24 x 1			18	1219 x 762/610 x 25			457	374	522
	VURT-3054-54	54 x 30/24 x 1			18	1372 x 762/610 x 25			457	384	547
	VURT-3060-54	60 x 30/24 x 1			18	1524 x 762/610 x 25			457	401	562

### Specification notes

- ▶ A reinforcement bar is recommended for 48" (1219 mm) and 54" (1372 mm) wide work surfaces, unless the surfaces are supported mid-span by a standard cantilever, an end support panel, or a fixed pedestal. See page 80.
- ▶ 60" (1524 mm) and wider surfaces must absolutely be supported mid-span by at least a cantilever, an end support or mid-support panel, a post or a fixed pedestal.

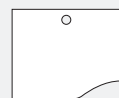
Finish code	Grommet options	Extension depths
1 Thermofused laminate	GN Grommet round black	45 24" (610 mm) on left/30" (762 mm) on right
2 High pressure laminate	GS Grommet rectangular silver	54 30" (762 mm) on left/24" (610 mm) on right
	N No grommet	

### Sample order

VU	RT-	30	36-	45	1	GN,	G-ACA
Product code	Surface type	Depth	Width	Extension choice (depth)	Finish code	Grommet option	Color code

### Applications

#### Grommet positions

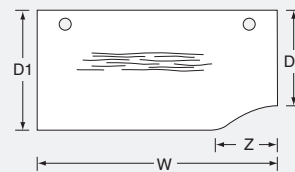


Width: 36" (914 mm)-  
42" (1067 mm)-  
48" (1219 mm)- 54" (1372 mm)



Width: 60" (1524 mm)

#### Dimensions



# 2 Work surfaces

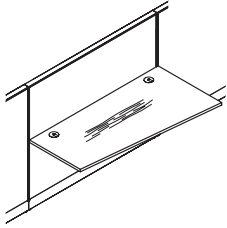
Panels

Work surfaces

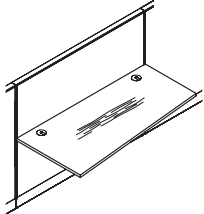
Storage furniture

Accessories

## Asymmetrical surfaces



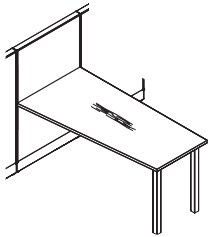
Asymmetrical on left



Asymmetrical on right

Cantilever brackets must be ordered separately (see pages 73 and 74).

Specify finish color code.



Asymmetrical on the right, return position

Cantilever bracket, panel brackets and support column must be ordered separately (see pages 74-79).

Recommended for application without grommet (N).

Specify finish color code.

Price

Specification	Code	W x D x H (in)	W x D x H (mm)	Price	
				Thermofused laminate	High pressure laminate
<b>Asymmetrical on the left side</b>					
24" (610 mm) on left	VUA-3036-45	36 x 24/30 x 1	914 x 610/762 x 25	352	494
30" (762 mm) on right	VUA-3042-45	42 x 24/30 x 1	1067 x 610/762 x 25	380	534
	VUA-3048-45	48 x 24/30 x 1	1219 x 610/762 x 25	415	557
	VUA-3054-45	54 x 24/30 x 1	1372 x 610/762 x 25	426	573
	VUA-3060-45	60 x 24/30 x 1	1524 x 610/762 x 25	443	620
	VUA-3066-45	66 x 24/30 x 1	1676 x 610/762 x 25	460	643
	VUA-3072-45	72 x 24/30 x 1	1829 x 610/762 x 25	494	692
<b>Asymmetrical on the right side</b>					
30" (762 mm) on left	VUA-3036-54	36 x 30/24 x 1	914 x 762/610 x 25	352	494
24" (610 mm) on right	VUA-3042-54	42 x 30/24 x 1	1067 x 762/610 x 25	380	534
	VUA-3048-54	48 x 30/24 x 1	1219 x 762/610 x 25	415	557
	VUA-3054-54	54 x 30/24 x 1	1372 x 762/610 x 25	426	573
	VUA-3060-54	60 x 30/24 x 1	1524 x 762/610 x 25	443	620
	VUA-3066-54	66 x 30/24 x 1	1676 x 762/610 x 25	460	643
	VUA-3072-54	72 x 30/24 x 1	1829 x 762/610 x 25	494	692

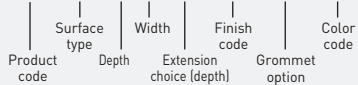
### Specification notes

- ▶ A reinforcement bar is recommended for 48" (1219 mm) and 54" (1372 mm) wide work surfaces, unless the surfaces are supported mid-span by a standard cantilever, an end support panel, or a fixed pedestal. See page 80.
- ▶ 60" (1524 mm) and wider surfaces must absolutely be supported mid-span by at least a cantilever, an end support or mid-support panel, a post or a fixed pedestal.

Finish code	Extension depths	Grommet options
1 Thermofused laminate	45 24" (610 mm) on left/ 30" (762 mm) on right	GN Grommet round black GS Grommet rectangular silver N No grommet
2 High pressure laminate	54 30" (762 mm) on left/ 24" (610 mm) on right	

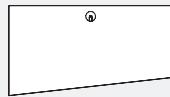
### Sample order

VU A- 30 36- 45 1 GN, G-ACA



### Applications

#### Grommet position

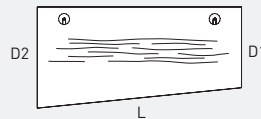


Width: 36" (914 mm)-  
42" (1067 mm)-  
48" (1219 mm)-  
54" (1372 mm)

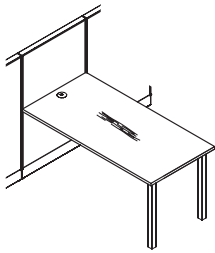


Width: 60" (1524 mm)-  
66" (1676 mm)-  
72" (1829 mm)

#### Dimensions



## Rectangular conference surfaces



Flat brackets and screws included.

Cantilever brackets and the post or VCBEL storage support must be ordered separately (see pages 73-79 and 108).

Specify finish color code.

Spécification	Code	W x D x H (in)	W x D x H (mm)	Price	
				Thermofused laminate	High pressure laminate
Surface width:	VURC-2436	24 x 36 x 1	610 x 914 x 25	370	432
24" (610 mm)	VURC-2442	24 x 42 x 1	610 x 1067 x 25	392	460
	VURC-2448	24 x 48 x 1	610 x 1219 x 25	415	494
	VURC-2454	24 x 54 x 1	610 x 1372 x 25	432	517
	VURC-2460	24 x 60 x 1	610 x 1524 x 25	460	545
	VURC-2466	24 x 66 x 1	610 x 1676 x 25	488	573
	VURC-2472	24 x 72 x 1	610 x 1829 x 25	522	602
Surface width:	VURC-3036	30 x 36 x 1	762 x 914 x 25	392	517
30" (762 mm)	VURC-3042	30 x 42 x 1	762 x 1067 x 25	415	550
	VURC-3048	30 x 48 x 1	762 x 1219 x 25	460	591
	VURC-3054	30 x 54 x 1	762 x 1372 x 25	471	607
	VURC-3060	30 x 60 x 1	762 x 1524 x 25	488	648
	VURC-3066	30 x 66 x 1	762 x 1676 x 25	522	692
	VURC-3072	30 x 72 x 1	762 x 1829 x 25	557	743
Surface width:	VURC-3636	36 x 36 x 1	914 x 914 x 25	432	568
36" (914 mm)	VURC-3642	36 x 42 x 1	914 x 1067 x 25	460	607
	VURC-3648	36 x 48 x 1	914 x 1219 x 25	506	648
	VURC-3654	36 x 54 x 1	914 x 1372 x 25	517	664
	VURC-3660	36 x 60 x 1	914 x 1524 x 25	540	715
	VURC-3666	36 x 66 x 1	914 x 1676 x 25	573	767
	VURC-3672	36 x 72 x 1	914 x 1829 x 25	607	818

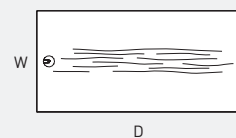
### Specification notes

- ▶ A reinforcement bar is recommended for conference surfaces of 48" (1219 mm) or wider. See page 80.
- ▶ Surface width (W) corresponds to panel width.

Finish code	Grommet options	Sample order
1 Thermofused laminate 2 High pressure laminate	GN Grommet round black GS Grommet rectangular silver N No grommet	VU RC- 24 36- 1 GN G-ACA Product code   Surface type   Depth   Width   Finish code   Grommet option   Color code

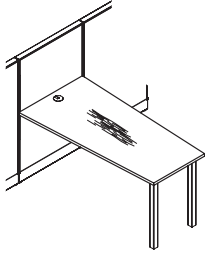
### Applications

#### Dimensions



## 2 Work surfaces

### Trapezoidal conference surfaces



Flat brackets and screws included

Panel brackets and the post or VCBEL storage support must be ordered separately (see pages 74-79 and 108).

Specify finish color code.

Price

Specification	Code	W1/W2 x D x H (in)	W1/W2 x D x H (mm)	Thermofused laminate	High pressure laminate
Surface width: 30" (762 mm)	VUAC-3036	30/24 x 36 x 1	762/610 x 914 x 25	471	620
	VUAC-3042	30/24 x 42 x 1	762/610 x 1067 x 25	500	658
	VUAC-3048	30/24 x 48 x 1	762/610 x 1219 x 25	550	710
	VUAC-3054	30/24 x 54 x 1	762/610 x 1372 x 25	568	728
	VUAC-3060	30/24 x 60 x 1	762/610 x 1524 x 25	585	777
	VUAC-3066	30/24 x 66 x 1	762/610 x 1676 x 25	625	828
	VUAC-3072	30/24 x 72 x 1	762/610 x 1829 x 25	671	891
	VUAC-3636	36/30 x 36 x 1	914/762 x 914 x 25	517	681
	VUAC-3642	36/30 x 42 x 1	914/762 x 1067 x 25	550	728
	VUAC-3648	36/30 x 48 x 1	914/762 x 1219 x 25	607	777
	VUAC-3654	36/30 x 54 x 1	914/762 x 1372 x 25	620	795
	VUAC-3660	36/30 x 60 x 1	914/762 x 1524 x 25	648	857
	VUAC-3666	36/30 x 66 x 1	914/762 x 1676 x 25	687	920
	VUAC-3672	36/30 x 72 x 1	914/762 x 1829 x 25	728	983

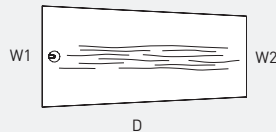
#### Specification notes

- ▶ A reinforcement bar is recommended for conference surfaces of 48" (1219 mm) or wider. See page 80.
- ▶ Surface width (W1) corresponds to panel width.

Finish code	Grommet options	Sample order
1 Thermofused laminate 2 High pressure laminate	GN Grommet round black GS Grommet rectangular silver N No grommet	VU AC- 30 36- 1 GN G-ACA Product code   Surface type   Depth   Width   Finish code   Grommet option   Color code

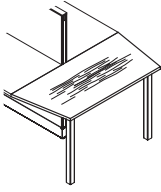
#### Applications

##### Dimensions





## Trapezoidal surface extensions



Flat brackets and screws included. Post(s) must be ordered separately (see page 76 and 77).

No grommet.  
Specify finish color code.

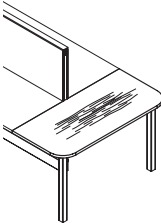
											Price	
Specification	Code	W x D x H (in)	X	Y	Z	W x D x H (mm)	X	Y	Z	Thermofused laminate	High pressure laminate	
20" (508 mm)	VUEA-2042	42 x 20 x 1	20	34		1066 x 508 x 25	508	863		455	613	
<b>double surface</b>	VUEA-2442	42 x 24 x 1	20	34		1066 x 610 x 25	508	863		465	643	
	VUEA-3042	42 x 30 x 1	20	34		1066 x 762 x 25	508	863		483	671	
24" (610 mm)	VUEA-2050	50 x 20 x 1	24	42		1269 x 508 x 25	610	1066		500	687	
<b>double surface</b>	VUEA-2450	50 x 24 x 1	24	42		1269 x 610 x 25	610	1066		517	715	
	VUEA-3050	50 x 30 x 1	24	42		1269 x 762 x 25	610	1066		534	743	
30" (762 mm)	VUEA-2062	62 x 20 x 1	30	54		1574 x 508 x 25	762	1371		540	761	
<b>double surface</b>	VUEA-2462	62 x 24 x 1	30	54		1574 x 610 x 25	762	1371		563	790	
	VUEA-3062	62 x 30 x 1	30	54		1574 x 762 x 25	762	1371		585	818	

### Specification notes

► Installed at the junction of two 20" (508 mm), 24" (610 mm) or 30" (762 mm) deep surfaces.

Finish code	Sample order	Applications
1 Thermofused laminate 2 High pressure laminate	VU EA- 20 42- 1 N, G-ACA                             Surface   Width         Color     type                  code      Product   Depth                 code	Dimensions 

## Surface extensions with rounded corners



Flat brackets and screws included. Post(s) must be ordered separately (see page 76 and 77).

No grommet.  
Specify finish color code.

											Price	
Specification	Code	W x D x H (in)	X	Y	Z	W x D x H (mm)	X	Y	Z	Thermofused laminate	High pressure laminate	
20" (508 mm)	VUER-2042	42 x 20 x 1	20			1066 x 508 x 25	508			455	613	
<b>double surface</b>	VUER-2442	42 x 24 x 1	20			1066 x 610 x 25	508			465	643	
	VUER-3042	42 x 30 x 1	20			1066 x 762 x 25	508			483	671	
24" (610 mm)	VUER-2050	50 x 20 x 1	24			1269 x 508 x 25	610			500	687	
<b>double surface</b>	VUER-2450	50 x 24 x 1	24			1269 x 610 x 25	610			517	715	
	VUER-3050	50 x 30 x 1	24			1269 x 762 x 25	610			534	743	
30" (762 mm)	VUER-2062	62 x 20 x 1	30			1574 x 508 x 25	762			540	761	
<b>double surface</b>	VUER-2462	62 x 24 x 1	30			1574 x 610 x 25	762			563	790	
	VUER-3062	62 x 30 x 1	30			1574 x 762 x 25	762			585	818	

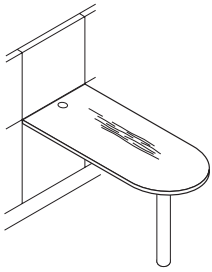
### Specification notes

► Installed at the junction of two 20" (508 mm), 24" (610 mm) or 30" P (762 mm) surfaces.

Finish code	Sample order	Applications
1 Thermofused laminate 2 High pressure laminate	VU ER- 20 42- 1 N, G-ACA                             Surface   Width         Color     type                  code      Product   Depth                 code	Dimensions 

# 2 Work surfaces

## D-shape surfaces



Cantilever supports, flat brackets and column must be ordered separately (see pages 76 and 77).

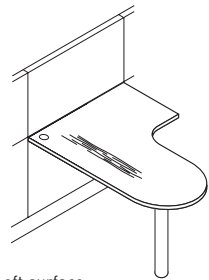
Specify finish color code.

Specification	Code	W x D x H (in)	W x D x H (mm)	Price	
				Thermofused laminate	High pressure laminate
Surface depth: 30" (762 mm)	VUD-3060	30 x 60 x 1	762 x 1524 x 25	424	593
	VUD-3072	30 x 72 x 1	762 x 1829 x 25	486	680

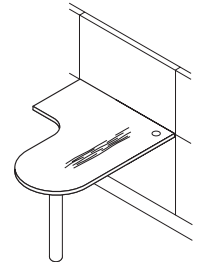
  

Finish code	Grommet options	Sample order	Applications
1 Thermofused laminate 2 High pressure laminate	GN Grommet round black GS Grommet rectangular silver N No grommet	VU D- 30 60- 1 GN, G-ACA Product code   Surface type   Width   Depth   Finish code   Grommet option   Color code	Dimensions *Surface width is identified to match the panel's width.

## Extended D-shape surfaces



Left surface



Right surface

Cantilever supports, flat brackets and column must be ordered separately (see pages 73, 74, 76 and 77).

Specify finish color code.

\*VAKW keyboard tray recommended.

Specification	Code	W x D x H (in)	X Y Z			W x D x H (mm)	X Y Z			Thermofused laminate	High pressure laminate
			X	Y	Z		X	Y	Z		
<b>Left surface</b>											
Connection	VUDE-4272-4-__L	42 x 72 x 1	24	30	11 3/4	1067 x 1829 x 25	610	762	300	716	1,003
24" (610 mm) deep extension	VUDE-4860-4-__L	48 x 60 x 1	24	30	11 3/4	1219 x 1524 x 25	610	762	300	771	1,083
	VUDE-4872-4-__L	48 x 72 x 1	24	30	11 3/4	1219 x 1829 x 25	610	762	300	834	1,167
Connection	VUDE-4860-5-__L	48 x 60 x 1	30	30	11 3/4	1219 x 1524 x 25	762	762	300	771	1,083
30" (762 mm) deep extension	VUDE-4872-5-__L	48 x 72 x 1	30	30	11 3/4	1219 x 1829 x 25	762	762	300	834	1,167
<b>Right surface</b>											
Connection	VUDE-4272-4-__R	42 x 72 x 1	24	30	11 3/4	1067 x 1829 x 25	610	762	300	716	1,003
24" (610 mm) deep extension	VUDE-4860-4-__R	48 x 60 x 1	24	30	11 3/4	1219 x 1524 x 25	610	762	300	771	1,083
	VUDE-4872-4-__R	48 x 72 x 1	24	30	11 3/4	1219 x 1829 x 25	610	762	300	834	1,167
Connection	VUDE-4860-5-__R	48 x 60 x 1	30	30	11 3/4	1219 x 1524 x 25	762	762	300	771	1,083
30" (762 mm) deep extension	VUDE-4872-5-__R	48 x 72 x 1	30	30	11 3/4	1219 x 1829 x 25	762	762	300	834	1,167

### Specification notes

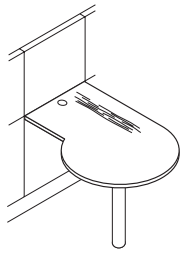
► A reinforcement bar is recommended for 48" (1219 mm) and 54" (1372 mm) wide work surfaces, unless the surfaces are supported mid-span by a standard cantilever, an end support panel, or a fixed pedestal. See page 80.

Finish code	Grommet options	Extension depth options
1 Thermofused laminate 2 High pressure laminate	GN Grommet round black GS Grommet rectangular silver N No grommet	4 24" (610 mm) on extension 5 30" (762 mm) on extension

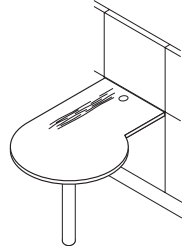
  

Sample order	Applications
VU DE- 48 60- 4 1 GN L, G-ACA Product code   Surface type   Width   Extension choice (depth)   Finish code   Grommet option   Left- or right-hand surface   Color code	Grommet position Width: 60" (1524 mm)-72" (1829 mm)
	Dimensions *Surface width is identified to match the panel's width.

## P-shape surfaces



Left surface



Right surface

Cantilever supports, flat brackets and column must be ordered separately (see pages 73, 74, 76 and 77).

Specify finish color code.

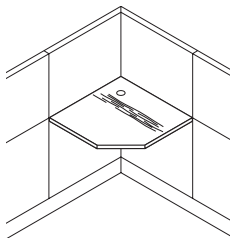
Specification	Code	W1/W2 x D x H (in)	W1/W2 x D x H (mm)	Price	
				Thermofused laminate	High pressure laminate
<b>Left surface</b>					
42" (1067 mm) Ø	VUP-3060-__L	30/42 x 60 x 1	762/1067 x 1524 x 25	666	936
	VUP-3072-__L	30/42 x 72 x 1	762/1067 x 1829 x 25	759	1,062
<b>Right surface</b>					
42" (1067 mm) Ø	VUP-3060-__R	30/42 x 60 x 1	762/1067 x 1524 x 25	666	936
	VUP-3072-__R	30/42 x 72 x 1	762/1067 x 1829 x 25	759	1,062

### Specification notes

- ▶ Depth at connecting end is 30" (762 mm).

Finish code	Grommet options	Sample order	Applications
1 Thermofused laminate 2 High pressure laminate	GN Grommet round black GS Grommet rectangular silver N No grommet	VU P- 30 60- 1 GN L, G-ACA <small>Product code   Surface type   Width   Depth   Finish code   Grommet option   Left- or right-hand surface   Color code</small>	<p>Dimensions</p> <p>*Surface width [W1] is identified to match the panel's width.</p>

## Corner surfaces, straight front



Cantilever supports must be ordered separately (see pages 73 and 74).

Specify finish color code.

\*Only the VUC-2448 surface will accommodate all Nvision keyboards.

Specification	Code	W x D x H (in)	X	Y	Z	W x D x H (mm)	X	Y	Z	Price	
										Thermofused laminate	High pressure laminate
<b>24" (610 mm) deep on both ends</b>											
	VUC-2436	36 x 36 x 1	24	17		914 x 914 x 25	610	430		400	559
	VUC-2442	42 x 42 x 1	24	25%		1067 x 1067 x 25	610	646		447	644
	VUC-2448	48 x 48 x 1	24	34%		1219 x 1219 x 25	610	871		502	720
<b>30" (762 mm) deep on both ends</b>											
	VUC-3036	36 x 36 x 1	30	8%		914 x 914 x 25	762	214		400	559
	VUC-3042	42 x 42 x 1	30	17		1067 x 1067 x 25	762	431		447	644
	VUC-3048	48 x 48 x 1	30	25%		1219 x 1219 x 25	762	656		502	720

### Specification notes

- ▶ Wood grain application is parallel to the depth on all corner work surfaces.

### Optional: Diagonal wood grain

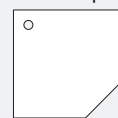
For diagonal wood grain application, add the suffix **D** to the code and add **\$138** to list price.

Specify as follows and complete the code with desired laminate code: VUC-2436-1GND, G-ACA

Finish code	Grommet options	Sample order
1 Thermofused laminate 2 High pressure laminate	GN Grommet round black GS Grommet rectangular silver N No grommet	VU C- 24 36- 1 GN, G-ACA <small>Product code   Surface type   Width at ends   Width/depth   Finish code   Grommet option   Color code</small>

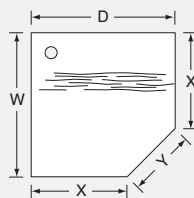
### Applications

#### Grommet position

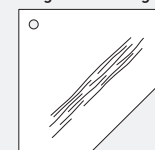


Width: 36" (914 mm)-  
42" (1067 mm)-  
48" (1219 mm)

#### Dimensions



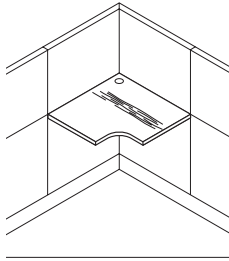
#### Diagonal wood grain



Optional

# 2 Work surfaces

## Corner surfaces, curved front



Cantilever supports must be ordered separately (see pages 73 and 74).

Specify finish color code.

\*VAKW keyboard tray recommended.

Specification	Code	W x D x H (in)	X			Y			Z			Price	
			X	Y	Z	W x D x H (mm)	X	Y	Z	Thermofused laminate	High pressure laminate		
24" (610 mm) deep on both ends	VUCC-2436	36 x 36 x 1	24	11 3/4	914 x 914 x 25	610	300	400	559				
	VUCC-2442	42 x 42 x 1	24	11 3/4	1067 x 1067 x 25	610	300	447	644				
	VUCC-2448	48 x 48 x 1	24	11 3/4	1219 x 1219 x 25	610	300	502	720				
30" (762 mm) deep on both ends	VUCC-3048	48 x 48 x 1	30	11 3/4	1219 x 1219 x 25	762	300	502	720				

### Specification notes

- Wood grain application is parallel to the depth on all corner work surfaces.

### Optional: diagonal wood grain

For diagonal wood grain application, add the suffix **D** to the code and add **\$138** to list price. Specify as follows and complete the code with desired option: VUCC-2436-1GND, G-ACA

### Finish code

- 1 Thermofused laminate
- 2 High pressure laminate

### Grommet options

- GN** Grommet round black  
**GS** Grommet rectangular silver  
**N** No grommet

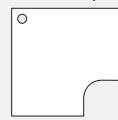
### Sample order

VU CC- 24 36- 1 GN, G-ACA

Product code | Surface type | Width at ends | Width/depth | Finish code | Grommet option | Color code

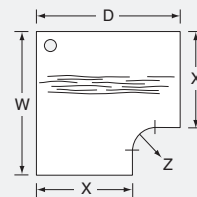
### Applications

#### Grommet position

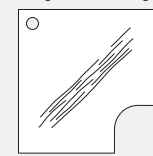


Width: 36" (914 mm)-  
42" (1067 mm)- 48" (1219 mm)

#### Dimensions

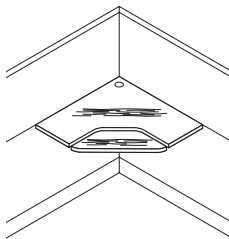


#### Diagonal wood grain



Optional

## Corner surfaces, dual height



Cantilever supports must be ordered separately (see pages 73 and 74).

Specify finish color code.

Specification	Code	W x D x H (in)	X			Y			Z			Price	
			X	Y	Z	W x D x H (mm)	X	Y	Z	Thermofused laminate	High pressure laminate		
24" (610 mm) deep on both ends	VUCD-2442	42 x 42 x 1	24	24 1/2	12	1067 x 1067 x 25	610	623	305	1,778	2,487		
30" (762 mm) deep on both ends	VUCD-3048	48 x 48 x 1	30	23 3/4	12	1219 x 1219 x 25	762	606	305	1,880	2,632		

### Specification notes

- Keyboard depth is 12" (305 mm).
- Keyboard surface adjusts 8" (203 mm) below surface to 10" (254 mm) above the surface.
- Keyboard mechanism is included and packaged separately.
- Wood grain application is always parallel to the Y dimension on all dual height corner work surfaces.
- PVC stopper is included and has to be field installed.

### Finish code

- 1 Thermofused laminate
- 2 High pressure laminate

### Grommet options

- GN** Grommet round black  
**GS** Grommet rectangular silver  
**N** No grommet

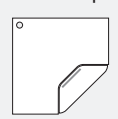
### Sample order

VU CD- 24 42- 1 GN, G-ACA

Product code | Surface type | Width at ends | Width/depth | Finish code | Grommet option | Color code

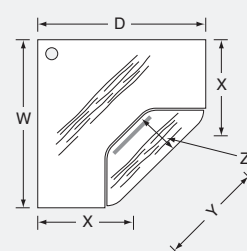
### Applications

#### Grommet position

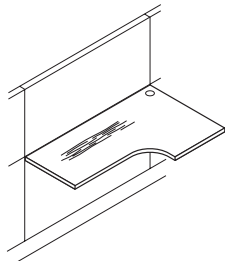


Width: 42" (1067 mm)-  
48" (1219 mm)

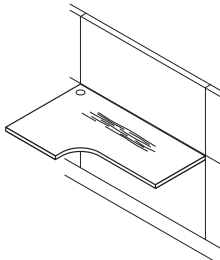
#### Dimensions



## Extended corner surfaces, curved or straight front



Extended on left



Extended on right

Cantilever supports must be ordered separately (see pages 73 and 74).

Specify finish color code.

\*VAKW keyboard tray recommended for curved fronts.

Specification	Code	W x D x H (in)	X	Y	Z1 or Z2	W x D x H (mm)	X	Y	Z1 or Z2	Price	
										Thermofused laminate	High pressure laminate
<b>Left surface</b>											
24" (610 mm) deep	VUWE-3648-44-__L	48 x 36 x 1	24	11 3/4	—	1219 x 914 x 25	610	300	—	506	708
on both ends	VUWE-3654-44-__L	54 x 36 x 1	24	11 3/4	21 3/4	1372 x 914 x 25	610	300	553	536	735
	VUWE-3660-44-__L	60 x 36 x 1	24	11 3/4	21 3/4	1524 x 914 x 25	610	300	553	567	794
	VUWE-3666-44-__L	66 x 36 x 1	24	11 3/4	21 3/4	1676 x 914 x 25	610	300	553	613	857
	VUWE-3672-44-__L	72 x 36 x 1	24	11 3/4	21 3/4	1829 x 914 x 25	610	300	553	660	926
	VUWE-4254-44-__L	54 x 42 x 1	24	11 3/4	25 1/2	1372 x 1067 x 25	610	300	646	567	777
	VUWE-4260-44-__L	60 x 42 x 1	24	11 3/4	25 1/2	1524 x 1067 x 25	610	300	646	584	818
	VUWE-4266-44-__L	66 x 42 x 1	24	11 3/4	25 1/2	1676 x 1067 x 25	610	300	646	632	884
	VUWE-4272-44-__L	72 x 42 x 1	24	11 3/4	25 1/2	1829 x 1067 x 25	610	300	646	681	956
	VUWE-4854-44-__L	54 x 48 x 1	24	11 3/4	33 7/8	1372 x 1219 x 25	610	300	861	581	800
	VUWE-4860-44-__L	60 x 48 x 1	24	11 3/4	33 7/8	1524 x 1219 x 25	610	300	861	601	843
	VUWE-4872-44-__L	72 x 48 x 1	24	11 3/4	33 7/8	1829 x 1219 x 25	610	300	861	689	968
30" (762 mm) deep	VUWE-4854-55-__L	54 x 48 x 1	30	11 3/4	33 7/8	1372 x 1219 x 25	762	300	861	581	800
on both ends	VUWE-4860-55-__L	60 x 48 x 1	30	11 3/4	33 7/8	1524 x 1219 x 25	762	300	861	601	843
	VUWE-4872-55-__L	72 x 48 x 1	30	11 3/4	33 7/8	1829 x 1219 x 25	762	300	861	689	968
<b>Right surface</b>											
24" (610 mm) deep	VUWE-3648-44-__R	48 x 36 x 1	24	11 3/4	—	1219 x 914 x 25	610	300	—	506	708
on both ends	VUWE-3654-44-__R	54 x 36 x 1	24	11 3/4	21 3/4	1372 x 914 x 25	610	300	553	536	735
	VUWE-3660-44-__R	60 x 36 x 1	24	11 3/4	21 3/4	1524 x 914 x 25	610	300	553	567	794
	VUWE-3666-44-__R	66 x 36 x 1	24	11 3/4	21 3/4	1676 x 914 x 25	610	300	553	613	857
	VUWE-3672-44-__R	72 x 36 x 1	24	11 3/4	21 3/4	1829 x 914 x 25	610	300	553	660	926
	VUWE-4254-44-__R	54 x 42 x 1	24	11 3/4	25 1/2	1372 x 1067 x 25	610	300	646	567	777
	VUWE-4260-44-__R	60 x 42 x 1	24	11 3/4	25 1/2	1524 x 1067 x 25	610	300	646	584	818
	VUWE-4266-44-__R	66 x 42 x 1	24	11 3/4	25 1/2	1676 x 1067 x 25	610	300	646	632	884
	VUWE-4272-44-__R	72 x 42 x 1	24	11 3/4	25 1/2	1829 x 1067 x 25	610	300	646	681	956
	VUWE-4854-44-__R	54 x 48 x 1	24	11 3/4	33 7/8	1372 x 1219 x 25	610	300	861	531	800
	VUWE-4860-44-__R	60 x 48 x 1	24	11 3/4	33 7/8	1524 x 1219 x 25	610	300	861	601	843
	VUWE-4872-44-__R	72 x 48 x 1	24	11 3/4	33 7/8	1829 x 1219 x 25	610	300	861	639	968
30" (762 mm) deep	VUWE-4854-55-__R	54 x 48 x 1	30	11 3/4	33 7/8	1372 x 1219 x 25	762	300	861	581	800
on both ends	VUWE-4860-55-__R	60 x 48 x 1	30	11 3/4	33 7/8	1524 x 1219 x 25	762	300	861	601	843
	VUWE-4872-55-__R	72 x 48 x 1	30	11 3/4	33 7/8	1829 x 1219 x 25	762	300	861	689	968

### Specification notes

- ▶ A reinforcement bar is recommended for 48" (1219 mm) and 54" (1372 mm) wide work surfaces, unless the surfaces are supported mid-span by a standard cantilever, an end support panel, or a fixed pedestal. See page 80.
- ▶ 60" (1524 mm) and wider surfaces must absolutely be supported mid-span by at least a cantilever, an end support or mid-support panel, a post or a fixed pedestal.

Finish code	Grommet options	Extension choices (depth)
1 Thermofused laminate	GN Grommet round black	44 24" (610 mm) on left/24" (610 mm) on right
2 High pressure laminate	GS Grommet rectangular silver	55 30" (762 mm) on left/30" (762 mm) on right
	N No grommet	

### Optional:

For straight front (Z2 radius), add the suffix K to the code (no upcharge).  
Specify as follows and complete the code with desired option: VUWE-3660-441GNLK, G-ACA

Sample order	Applications
<p>VU WE- 36 60- 44 1 GN L, G-ACA</p> <p>Product code   Surface type   Depth   Width   Extension choice (depth)   Finish code   Grommet option   Left- or Right-hand surface   Color code</p>	<p><b>Grommet position</b></p> <p><b>Dimensions</b></p> <p><b>Curved front</b></p> <p><b>Straight front</b></p> <p>Width: 48" (1219 mm)- 54" (1372 mm)- 60" (1524 mm)- 66" (1676 mm)- 72" (1829 mm)</p>

# 2 Work surfaces

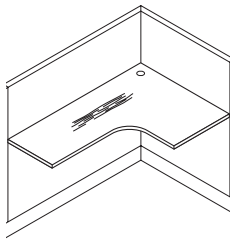
Panels

Work surfaces

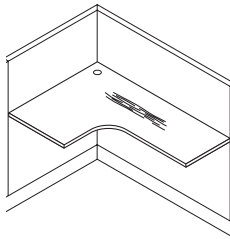
Storage furniture

Accessories

## Extended transitional corner surfaces, curved or straight front



Extended transitional on left



Extended transitional on right

Cantilever supports must be ordered separately (see pages 73 and 74).

Specify finish color code.

\*VAKW keyboard tray recommended for curved front.

Specification	Code	W x D x H (in)	X	Y	Z1 or Z2	W x D x H (mm)	X	Y	Z1 or Z2	Price			
										Thermofused laminate	High pressure laminate		
<b>Left surface</b>													
24" (610 mm)	VUWT-3648-45-__L	48 x 36 x 1	24	30	11 3/4	—	1219 x 914 x 25	610	762	300	—	506	708
deep on left/	VUWT-3654-45-__L	54 x 36 x 1	24	30	11 3/4	—	1372 x 914 x 25	610	762	300	—	536	735
30" (762 mm)	VUWT-4854-45-__L	54 x 48 x 1	24	30	11 3/4	33 7/8	1372 x 1219 x 25	610	762	300	861	581	800
deep on right	VUWT-4860-45-__L	60 x 48 x 1	24	30	11 3/4	33 7/8	1524 x 1219 x 25	610	762	300	861	601	843
	VUWT-4872-45-__L	72 x 48 x 1	24	30	11 3/4	33 7/8	1829 x 1219 x 25	610	762	300	861	689	968
30" (762 mm)	VUWT-3648-54-__L	48 x 36 x 1	30	24	11 3/4	—	1219 x 914 x 25	762	610	300	—	506	708
deep on left/	VUWT-3654-54-__L	54 x 36 x 1	30	24	11 3/4	—	1372 x 914 x 25	762	610	300	—	536	735
24" (610 mm)	VUWT-4854-54-__L	54 x 48 x 1	30	24	11 3/4	33 7/8	1372 x 1219 x 25	762	610	300	861	581	800
deep on right	VUWT-4860-54-__L	60 x 48 x 1	30	24	11 3/4	33 7/8	1524 x 1219 x 25	762	610	300	861	601	843
	VUWT-4872-54-__L	72 x 48 x 1	30	24	11 3/4	33 7/8	1829 x 1219 x 25	762	610	300	861	689	968
<b>Right surface</b>													
24" (610 mm)	VUWT-3648-45-__R	48 x 36 x 1	24	30	11 3/4	—	1219 x 914 x 25	610	762	300	—	506	708
deep on left/	VUWT-3654-45-__R	54 x 36 x 1	24	30	11 3/4	—	1372 x 914 x 25	610	762	300	—	536	735
30" (762 mm)	VUWT-4854-45-__R	54 x 48 x 1	24	30	11 3/4	33 7/8	1372 x 914 x 25	610	762	300	861	581	800
deep on right	VUWT-4860-45-__R	60 x 48 x 1	24	30	11 3/4	33 7/8	1524 x 1219 x 25	610	762	300	861	601	843
	VUWT-4872-45-__R	72 x 48 x 1	24	30	11 3/4	33 7/8	1829 x 1219 x 25	610	762	300	861	689	968
30" (762 mm)	VUWT-3648-54-__R	48 x 36 x 1	30	24	11 3/4	—	1219 x 914 x 25	762	610	300	—	508	708
deep on left/	VUWT-3654-54-__R	54 x 36 x 1	30	24	11 3/4	—	1372 x 914 x 25	762	610	300	—	536	735
24" (610 mm)	VUWT-4854-54-__R	54 x 48 x 1	30	24	11 3/4	33 7/8	1372 x 914 x 25	762	610	300	861	581	800
deep on right	VUWT-4860-54-__R	60 x 48 x 1	30	24	11 3/4	33 7/8	1524 x 1219 x 25	762	610	300	861	601	843
	VUWT-4872-54-__R	72 x 48 x 1	30	24	11 3/4	33 7/8	1829 x 1219 x 25	762	610	300	861	689	968

### Specification notes

- ▶ A reinforcement bar is recommended for 48" (1219 mm) and 54" (1372 mm) work surfaces, unless the surfaces are supported mid-span by a standard cantilever, an end support panel, or a fixed pedestal. See page 80.
- ▶ 60" (1524 mm) and wider surfaces must absolutely be supported mid-span by at least a cantilever, an end support or mid-support panel, a post or a fixed pedestal.

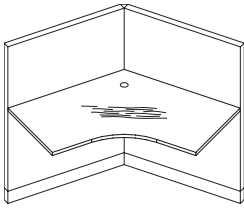
Finish code	Grommet options	Extension choices (depth)
1 Thermofused laminate	GN Grommet round black	45 24" (610 mm) on left/30" (762 mm) on right
2 High pressure laminate	GS Grommet rectangular silver	54 30" (762 mm) on left/24" (610 mm) on right
	N No grommet	

### Optional:

For straight front (Z2 radius), add the suffix **K** to the code (no upcharge).  
Specify as follows and complete the code with desired option: VUWT-4860-451GNLK, G-ACA

Sample order	Applications
<p>VU WT- 48 60- 45 1 GN L, G-ACA</p> <p>Product code   Surface type   Depth   Width   Extension choice (depth)   Finish code   Grommet option   Left- or right-hand surface   Color code</p>	<p><b>Grommet position</b></p> <p><b>Dimensions</b></p> <p><b>Curved front</b>: Shows width (W), depth (D), and radius (Z1).</p> <p><b>Straight front</b>: Shows width (W), depth (D), and radius (Z2).</p> <p>Width: 48" (1219 mm)- 54" (1372 mm)- 60" (1524 mm)- 66" (1676 mm)- 72" (1829 mm)</p>

## 120-degree corner surfaces, curved front



Cantilever supports must be ordered separately (see pages 73 and 74).

For use of VUCA with a "link" work surface (VULA), use the 120-degree cantilever brackets VACA-L or VACA-R, page 74.

Specify finish color code.

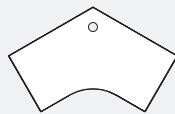
\* VAKW keyboard tray recommended for curved fronts.

Specification	Code	W x D x H (in)	X	Y	Z	W x D x H (mm)	X	Y	Z	Price	
										Thermofused laminate	High pressure laminate
24" [610 mm] deep	VUCA-2436-__	36 x 36 x 1	24	17 ¼		914 x 914 x 25	610	440		784	1,091
	VUCA-2442-__	42 x 42 x 1	24	17 ¼		1067 x 1067 x 25	610	440		824	1,153
	VUCA-2448-__	48 x 48 x 1	24	17 ¼		1219 x 1219 x 25	610	440		868	1,216
	VUCA-2454-__	54 x 54 x 1	24	17 ¼		1372 x 1372 x 25	610	440		911	1,276
30" [762 mm] deep	VUCA-3036-__	36 x 36 x 1	30	17 ¼		914 x 914 x 25	762	440		784	1,091
	VUCA-3042-__	42 x 42 x 1	30	17 ¼		1067 x 1067 x 25	762	440		824	1,153
	VUCA-3048-__	48 x 48 x 1	30	17 ¼		1219 x 1219 x 25	762	440		868	1,216
	VUCA-3054-__	54 x 54 x 1	30	17 ¼		1372 x 1372 x 25	762	440		911	1,276

Finish code	Grommet options	Sample order
1 Thermofused laminate 2 High pressure laminate	GN Grommet round black GS Grommet rectangular silver N No grommet	VU CA- 24 36- 1 GN, G-ACA                     Product code Surface type Depth Width Finish code Grommet option Color code

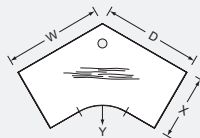
### Applications

#### Grommet position

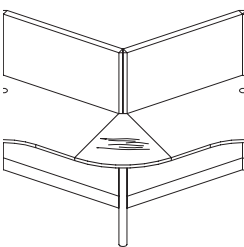


Width: 36" [914 mm]- 42" [1067 mm]- 48" [1219 mm]- 54" [1372 mm]

#### Dimensions



## 120-degree link surfaces




For this application, use only VACA-L and VACA-R cantilever brackets and one table post.

Specify finish color code.

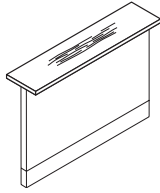
Cannot accommodate keyboards.

Specification	Code	W x D x H (in)	X	Y	Z	W x D x H (mm)	X	Y	Z	Price	
										Thermofused laminate	High pressure laminate
24" [610 mm] deep	VULA-2424	24 x 24 x 1	2 ½	26		610 x 610 x 25	58	660	300	420	
30" [762 mm] deep	VULA-3030	30 x 30 x 1	2 ½	32		762 x 762 x 25	58	812	376	525	

Finish code	Sample order	Applications
1 Thermofused laminate 2 High pressure laminate	VU LA- 24 24- 1 N, G-ACA                     Product code Surface type Depth Width Finish code No grommet Color code	Dimensions 

## 2 Work surfaces

### Straight counter tops



Two sets of counter top brackets must be ordered separately (see page 75). For 60" wide, three sets of counter top brackets are required.

Finished on both faces.  
No grommet.  
Specify finish color code.

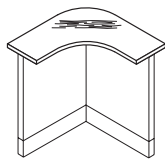
Specification	Code	W x D x H (in)	W x D x H (mm)	Price	
				Thermofused laminate	High pressure laminate
On 24" (610 mm) wide panel	VUT-1424	24 x 14 x 1	610 x 356 x 25	186	261
On 30" (762 mm) wide panel	VUT-1430	30 x 14 x 1	761 x 356 x 25	203	284
On 36" (914 mm) wide panel	VUT-1436	36 x 14 x 1	913 x 356 x 25	219	306
On 42" (1067 mm) wide panel	VUT-1442	42 x 14 x 1	1066 x 356 x 25	236	333
On 48" (1219 mm) wide panel	VUT-1448	48 x 14 x 1	1218 x 356 x 25	255	358
On 54" (1372 mm) wide panel	VUT-1454	54 x 14 x 1	1372 x 356 x 25	272	379
On 2 panels totaling 60" (1524 mm) wide	VUT-1460	60 x 14 x 1	1523 x 356 x 25	285	401

#### Specification notes

- ▶ A counter top is recommended only for use with a 44" (1112 mm) high panel or a combination of panels totaling 44" (1112 mm) in height, and is placed directly on the top finish post.
- ▶ Straight counter top must match the width of panel or be specified a maximum of 6" (151 mm) wider on each end of panel.

Finish code	Sample order	Applications
1 Thermofused laminate 2 High pressure laminate	VU T- 14 30- 1 N, G-ACA <small>Product code   Surface type   Depth   Width   Finish code   No grommet   Color code</small>	<b>Dimensions</b> 

### Corner counter tops



Three sets of counter top brackets must be ordered separately (see page 75).

Finished on both faces.  
No grommet.  
Specify finish color code.

Specification	Code	W x D x H (in)	X	Y	Z	W x D x H (mm)	X	Y	Z	Price	
										Thermofused laminate	High pressure laminate
On 2 x 24" (610 mm) wide panels	VUTC-1424	32 x 32 x 1	14	13 3/4		814 x 814 x 25	356	350	374	522	
On 2 x 30" (762 mm) wide panels	VUTC-1430	38 x 38 x 1	14	13 3/4		966 x 966 x 25	356	350	405	626	
On 2 x 36" (914 mm) wide panels	VUTC-1436	44 x 44 x 1	14	13 3/4		1118 x 1118 x 25	356	350	437	749	

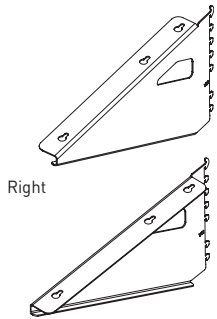
#### Specification notes

- ▶ A countertop is recommended only for use with a 44" (1112 mm) high panel or a combination of panels totaling 44" (1112 mm) in height, and is placed directly on the top finish post.
- ▶ Corner counter top must match the width of panel and cannot exceed it.

Finish code	Sample order	Applications
1 Thermofused laminate 2 High pressure laminate	VU TC- 14 30- 1 N, G-ACA <small>Product code   Surface type   Depth at ends   Width/depth   Finish code   No grommet   Color code</small>	<b>Dimensions</b> 



## Standard cantilever brackets



Left

Sold separately or in pairs (1 left, 1 right)..

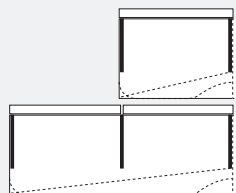
Black. Small flat bracket and mounting hardware are included (wood screws and machine screws).

Specification	Code	W x D x H (in)	W x D x H (mm)	Price
Left	VACL-1	1 x 16 1/2 x 9	25 x 419 x 229	56
Right	VACR-1	1 x 16 1/2 x 9	25 x 419 x 229	56
Pair	VACP-2	1 x 16 1/2 x 9	25 x 419 x 229	104

### Specification notes

- ▶ Mount into the panel side rail to support work surfaces.
- ▶ For surfaces 60" (1524 mm) wide or more, you must order 3 cantilever brackets.
- ▶ For 20" (508 mm), 24" (610 mm) and 30" (762 mm) deep surfaces.
- ▶ A cantilever cannot support 2 consecutive surfaces. Each surface needs its own set of brackets.

### Applications

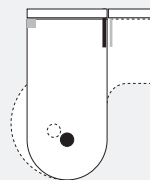


#### Layout configuration:

Surface: All rectangular, transitional or asymmetrical surfaces  
VUR-VURE-VURR-VURT-VUA

Width: 24" (610 mm) to 50" (1270 mm)  
Support: 1 left/1 right cantilever brackets  
VACP-2

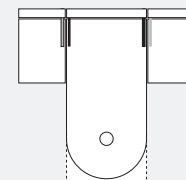
Width: 60" (1524 mm) to 72" (1829 mm)  
Support: 2 left/1 right cantilever brackets  
VACP-2 + VACL-1



#### Layout configuration:

Surface: All D-shape and P-shape surfaces  
VUD-VUDE-VUP

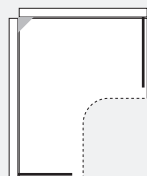
Width: 60" (1524 mm) to 72" (1829 mm)  
Support: 1 left or 1 right cantilever bracket  
VACL-1 or VACR-1



#### Layout configuration:

Surface: D-shape and conference end surfaces  
VUD and VURC

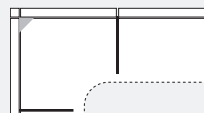
Width: 60" (1524 mm) to 72" (1829 mm)  
Support: 1 left/1 right cantilever brackets  
VACP-2



#### Layout configuration:

Surface: All corner surfaces, all VUW 48" (1219 mm)  
VUC-VUCC-VUCD-VUWE48-VUWT48

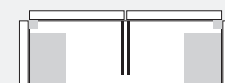
Width: 24" (610 mm) to 48" (1219 mm)  
Support: 1 left/1 right cantilever brackets  
VACP-2



#### Layout configuration:

Surface: Extended corner surfaces  
VUWE-VUWT

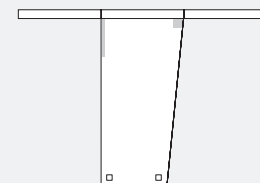
Width: 60" (1524 mm) to 72" (1829 mm)  
Support: 1 left/1 right cantilever brackets  
VACP-2 + VACL-1



#### Layout configuration:

Surface: Pedestal applications

Depth: 24" (610 mm) to 30" (762 mm)  
Support: 1 left or 1 right cantilever bracket  
VACL-1 or VACR-1 in the middle  
and use VAPB-1 in the back  
corners of the pedestal.



#### Layout configuration:

Surface: Asymmetrical, used in VUA return position VUA  
Depth: 36" (914 mm) to 72" (1829 mm)  
Support: Cantilever bracket (1 left or 1 right) VACL-1 or VACR-1

# 2 Supports

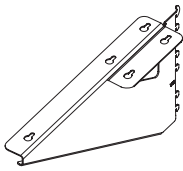
Panels

Work surfaces

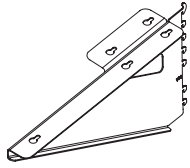
Storage furniture

Accessories

## 120-degree cantilever brackets for link application



Right



Left

Single bracket.

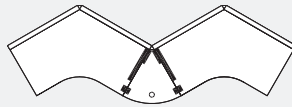
Black. Small flat bracket and mounting hardware are included (wood screws and machine screws).

Specification	Code	W x D x H (in)	W x D x H (mm)	Price
Left	VACA-L	3 3/4 x 16 1/2 x 9	95 x 419 x 229	108
Right	VACA-R	3 3/4 x 16 1/2 x 9	95 x 419 x 229	108

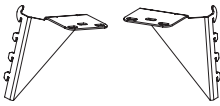
### Specification notes

- ▶ Sold separately.
- ▶ Provide cantilever support to link 120 bridge surface and 120 corner surface applications (see Application diagram).
- ▶ Mount into the panel side trim rail.

### Applications



## Panel brackets



Package of 1 pair.

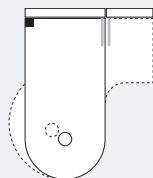
Black. Mounting hardware (wood screws) included.

Specification	Code	W x D x H (in)	W x D x H (mm)	Price
Pair	VAPB-2	3 x 4 1/4 x 5 1/4	76 x 108 x 134	40

### Specification notes

- ▶ Mount into the panel side rail to support work surfaces where a standard cantilever is not appropriate.
- ▶ Used to support rear of surface when a hanging or fixed pedestal is installed, and to support front of surface if a return panel is specified.
- ▶ Allow a universal installation (left or right).

### Applications



#### Layout configuration:

Surface: All D-shape and P-shape surfaces  
VUD-VUDE-VUP

Width: 60" (1524 mm) to 72" (1829 mm)  
Support: 1 set of panel brackets  
VAPB-2

Note: Use 1 left or 1 right. Re-use the other one in mirror station.



#### Layout configuration:

Surface: Pedestal applications  
Depth: 24" (610 mm) to 30" (762 mm)  
Support: 1 left or 1 right cantilever bracket  
VACL-1 or VACR-1 in the middle and use VAPB-1 in the back corners of the pedestal.

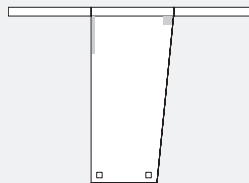


#### Layout configuration:

Surface: Extended corner surfaces  
VUWE-VUWT

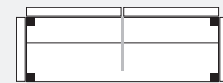
Width: 60" (1524 mm) to 72" (1829 mm)  
Support: 1 set of panel brackets  
VAPB-2

Note: Use 1 left or 1 right. Re-use the other one in mirror station.



#### Layout configuration:

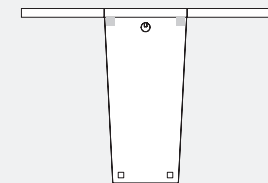
Surface: Asymmetrical used in VUA return position  
Depth: 36" (914 mm) to 72" (1829 mm)  
Support: Cantilever bracket (1 left or 1 right) VACL-1 or VACR-1



#### Layout configuration:

Surface: Variable height installation

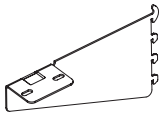
Depth: 24" (610 mm) to 30" (762 mm)  
Support: 2 sets of panel brackets  
VAPB-2



#### Layout configuration:

Surface: Trapezoidal conference end surface VUAC  
Depth: 36" (914 mm) to 72" (1829 mm)  
Support: 1 set of brackets for VAPB-2 panels

## Corner bracket



Package of 1.

Black. Mounting hardware (wood screws) included.

Specification	Code	W x D x H (in)	W x D x H (mm)	Price
	VACB-1	1 7/8 x 8 3/4 x 4 3/4	48 x 222 x 121	21

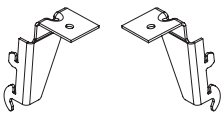
### Specification notes

- Used to mount a corner surface into a panel side rail.
- Just one bracket is needed per work surface.

### Applications

<p><b>Layout configuration:</b></p> <p>Surface: All corner surfaces, all VUW 48" (1219 mm) VUC-VUCC-VUWE48-VUWT48-VUCA</p> <p>Width: 24" (610 mm) to 48" (1219 mm) Support: 1 corner bracket VACB-1</p>	<p><b>Layout configuration:</b></p> <p>Surface: Dual height corners VUCD</p> <p>Width: 42" (1067 mm) to 48" (1219 mm) Support: 1 corner bracket VACB-1</p>	<p><b>Layout configuration:</b></p> <p>Surface: Extended corner surfaces VUWE-VUWT</p> <p>Width: 60" (1524 mm) to 72" (1829 mm) Support: 1 corner bracket VACB-1</p>

## Counter top brackets



Package of 2.

Black. Small flat bracket and mounting hardware are included (wood screws).

Specify color code.

Specification	Code	W x D x H (in)	W x D x H (mm)	Price
Pair	VABT-2	1 1/2 x 2 1/4 x 3 3/8	38 x 57 x 86	16

### Specification notes

- Mount into the panel side rail to support counter top work surfaces.
- Use only on a 44" (1112 mm) high panel or on a panel combination equaling 44" (1112 mm) in height.

Trim/metal colors	Sample order	Applications
<p>TR-E Smoke</p> <p>TR-G Grey tone</p> <p>TR-K Charcoal</p> <p>TR-R Beige</p> <p>TR-LE Metallic silver</p>	<p>VABT- 2, TR-K</p> <p>Product code   Pair   Trim/metal color</p>	<div style="display: flex; justify-content: space-around;"> <div style="text-align: center;"> <p><b>Layout configuration:</b></p> <p>Surface: Straight counter tops VUT</p> <p>Width: 30" (762 mm) to 48" (1219 mm)</p> <p>Support: 2 sets of brackets for VABT-2 counter tops</p> <p>Width: 60" (1524 mm)</p> <p>Support: 3 sets of brackets for VABT-2 counter tops. For this type of application, 2 panels must support the counter top.</p> </div> <div style="text-align: center;"> <p><b>Layout configuration:</b></p> <p>Surface: Corner counter tops VUTC</p> <p>Width: 24" (610 mm) to 36" (914 mm)</p> <p>Support: 3 sets of brackets for VABT-2 counter tops. For this type of application, 2 panels must support the counter top.</p> </div> </div>

# 2 Supports

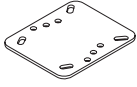
Panels

Work surfaces

Storage furniture

Accessories

## Flat brackets



Package of 2.

Black. Mounting hardware (wood screws) included.

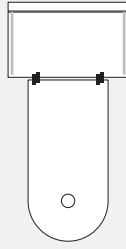
Grade 11 steel.

Specification	Code	W x D x H (in)	W x D x H (mm)	Price
Set of 2	VAFB-2	4 x 3 x 1/16	102 x 43 x 2	27

### Specification notes

- ▶ Allow the mounting of a D- or P-shape and extension work surfaces to other work surfaces.

### Applications

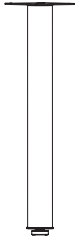


#### Layout configuration:

Surface: D-shape surface  
VUD

Width: 60" (1524 mm) to 72" (1829 mm)  
Support: 1 set of flat brackets  
VAFB-2

## Table post



Package of 1.

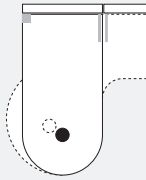
Black. Mounting hardware (wood screws) included.

Specification	Code	W x D x H (in)	W x D x H (mm)	Price
Single round post	VATL-1	3 x 3 x 28	89 x 89 x 711	166

### Specification notes

- ▶ Glide provides 1 1/2" (38 mm) height adjustment.
- ▶ 2 1/2" (57 mm) diameter post.
- ▶ 6" (152 mm) centered square plate.

### Applications




#### Layout configuration:

Surface: All D-shape, P-shape surfaces  
VUD-VUDE-VUP-VUEA-VUER-VULA

Width: 50" (1270 mm) to 72" (1829 mm)  
Support: 1 table post

## Table post



Package of 1.

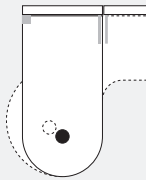
Metallic silver. Mounting hardware (wood screws) included.

Specification	Code	W x D x H (in)	W x D x H (mm)	Price
Single round post	VLGC-VTL1	2 x 2 x 28	51 x 51 x 713	166

### Specification notes

- ▶ Glide provides 1 1/4" (32 mm) height adjustment.
- ▶ Finish with metallic silver, ultra-resistant, electrostatic paint.
- ▶ Centered 5 1/4" (130 mm) square flat bracket.

### Applications




#### Layout configuration:

Surface: All D-shape, P-shape and double extension surfaces  
VUD-VUDE-VUP-VUEA-VUER-VUCA

Width: 50" (1270 mm) to 72" (1829 mm)  
Support: 1 table post

## Table post



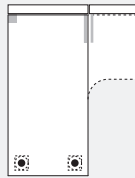
Package of 1.  
Metallic silver. Mounting hardware (wood screws) included.

Specification	Code	W x D x H (in)	W x D x H (mm)	Price
Square post	VLGC-QTL1	2 1/2 x 2 1/2 x 28	64 x 64 x 713	165

### Specification notes

- ▶ Glide provides 1 1/4" (32 mm) height adjustment.
- ▶ Finish with metallic silver, ultra-resistant, electrostatic paint.
- ▶ Centered 5 1/4" (130 mm) square flat bracket.

### Applications



#### Layout configuration:

Surface: All rectangular link surfaces  
VUR-VURE-VURT-VULA-VUA-VUAC-VURC-VUEA-VUER

Support: 2 table posts for rectangular surfaces

## Adjustable table post



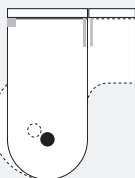
Package of 1.  
Charcoal. Mounting hardware (wood screws) included.

Specification	Code	W x D x H (in)	W x D x H (mm)	Price
Adjustable round post	VAAL-1	2 1/4 x 2 1/4 x 27-31	57 x 57 x 686-787	138

### Specification notes

- ▶ 4" (102 mm) glide adjustment range allows work surface heights from 27" (686 mm) to 31" (787 mm).
- ▶ 2 1/4" (57 mm) diameter post.
- ▶ 6" (152 mm) round diameter top plate.

### Applications



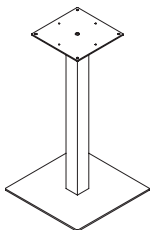
#### Layout configuration:

Surface: All D-shape and P-shape surfaces  
VUD-VUDE-VUP-VUE-VJULA

Width: 50" (1270 mm) to 72" (1829 mm)

Support: 1 table post

## Table post



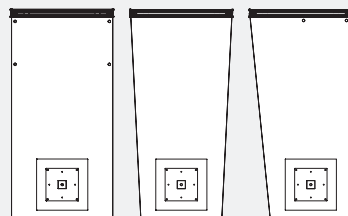
Package of 1.  
Metallic silver. Mounting hardware (wood screws) included.

Specification	Code	W x D x H (in)	W x D x H (mm)	Price
Square pedestal	VLGC-SB17	17 x 17 x 28	432 x 432 x 711	625

### Specification notes

- ▶ Glides provide 1/8" (3 mm) height adjustment.
- ▶ Finish with metallic silver, ultra-resistant, electrostatic paint.

### Applications



#### Layout configuration:

Surface: All rectangular and trapezoidal conference end surfaces as well as asymmetrical surfaces.  
VURC-VUAC-VUA

# 2 Supports

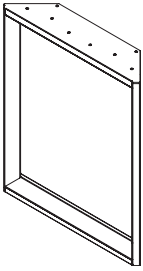
Panels

Work surfaces

Storage furniture

Accessories

## Open frame legs



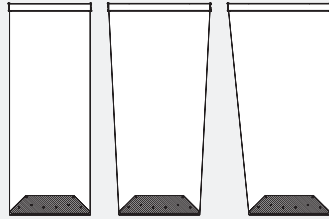
Package of 1.  
Metallic silver.  
Mounting hardware  
(wood screws) included.

Specification	Code	W x D x H (in)	W x D x H (mm)	Price
Leg for 24" (610 mm) surface	VLGC-LP24	23 1/2 x 2 x 28	597 x 52 x 713	443
Leg for 30" (762 mm) surface	VLGC-LP30	29 1/2 x 2 x 28	747 x 52 x 713	471

### Specification notes

- ▶ Glides provide 1 1/2" (38 mm) height adjustment.
- ▶ Finish with metallic silver, ultra-resistant, electrostatic paint.

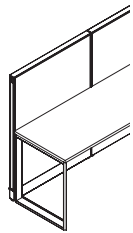
### Applications



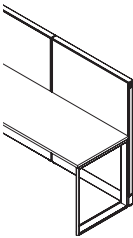
#### Layout configuration:

Surface: All rectangular and trapezoidal conference end surfaces as well as asymmetrical surfaces.  
VURC-VUAC-VUA

## Panel-mounted open frame legs



Left installation



Right installation

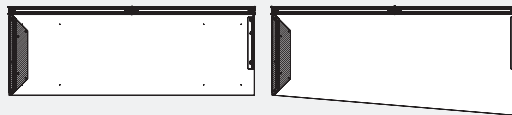
Package of 1.  
Metallic silver.  
Support and  
mounting hardware  
(wood screws) included.

Specification	Code	W x D x H (in)	W x D x H (mm)	Price
<b>Leg for 24" (610 mm) surface</b>				
Left installation	VLGC-LP24PL	23 1/2 x 2 x 28	597 x 52 x 713	528
Right installation	VLGC-LP24PR	23 1/2 x 2 x 28	597 x 52 x 713	528
<b>Leg for 30" (762 mm) surface</b>				
Left installation	VLGC-LP30PL	29 1/2 x 2 x 28	747 x 52 x 713	557
Right installation	VLGC-LP30PR	29 1/2 x 2 x 28	747 x 52 x 713	557

### Specification notes

- ▶ To be used where an additional work surface support is needed to replace a standard cantilever.
- ▶ Glides provide 2" (51 mm) height adjustment.
- ▶ Finish with metallic silver, ultra-resistant, electrostatic paint.

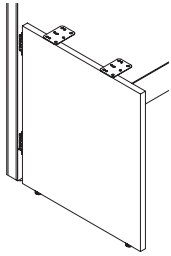
### Applications



#### Layout configuration:

Surface: All rectangular, transitional rectangular and asymmetrical surfaces.  
VUR-VURC-VUA

## End support panels



Single end panel, 2 flat brackets, glides and mounting hardware (wood screws) included.

No grommet.

Specify color code.

Specification	Code	W x D x H (in)	W x D x H (mm)	Price
Surface depth: 20" (508 mm)	VUSE-20	1 x 20 x 28	25 X 508 X 713	290
Surface depth: 24" (610 mm)	VUSE-24	1 x 24 x 28	25 x 610 x 698	307
Surface depth: 30" (762 mm)	VUSE-30	1 x 30 x 28	25 x 762 x 698	343

### Specification notes

- ▶ Use where extra work surface support is needed to replace a standard cantilever bracket.
- ▶ Universal flat bracket allows for left, right and centre installation.
- ▶ Glides provide 1 1/2" (38 mm) height adjustment.
- ▶ A reversible end panel cannot replace a return panel.

### Sample order

VU	SE-	24-	1	N,	G-ACA
Product code	Support type	Depth	Finish code	No grommet	Color code

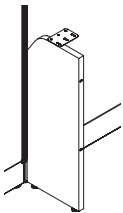
### Applications



### Layout configuration:

Surface: For any end panel  
 Width: 20" (508 mm) to 30" (762 mm)  
 Support: 1 support panel

## Mid-support panel



Support panel, flat bracket, glides and mounting hardware (wood screws) included.

Cut-out for wire access.

Specify color code.

Specification	Code	W x D x H (in)	W x D x H (mm)	Price
	VUSE-11	1 X 10 3/4 X 28	25 X 272 X 713	188

### Specification notes

- ▶ Use where extra work surface support is needed to replace a standard cantilever bracket.
- ▶ Universal flat plate allows for left, centre or right installation.
- ▶ Glide provides 1 1/2" (38 mm) height adjustment.
- ▶ A single end panel cannot replace a return panel.

### Sample order

VU	SE-	11-	1	N,	G-ACA
Product code	Support type	Depth	Laminate	No grommet	Color code

# 2 Supports

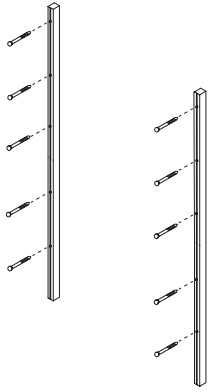
Panels

Work surfaces

Storage furniture

Accessories

## Wall tracks



Specification	Code	W x D x H (in)	W x D x H (mm)	Price
60" (1524 mm) high	VBT-60	5/8 x 3/4 x 60	16 x 19 x 1524	138
84" (2134 mm) high	VBT-84	5/8 x 3/4 x 84	16 x 19 x 2134	207

### Specification notes

- Use to attach panel components to structural walls. See pages 33 to 42.

### Trim/metal colors

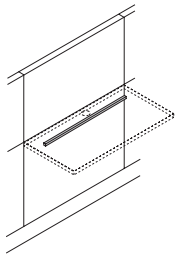
- TR-E Smoke
- TR-G Grey tone
- TR-K Charcoal
- TR-R Beige
- TR-LE Metallic silver

### Sample order

VBT- 60, TR-K  
 | Product code | Trim/ metal color  
 | Height |

Package of 2 wall tracks.  
 Mounting hardware included.  
 Specify color code.

## Work surface reinforcement bars

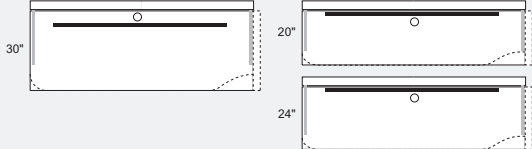


Specification	Code	W x D x H (in)	W x D x H (mm)	Price
Surface length of 48" (1219 mm)	VLGC-BAR43	43 x 1 1/2 x 1 1/2	1092 x 38 x 38	146
Surface length of 54" (1372 mm)	VLGC-BAR49	49 x 1 1/2 x 1 1/2	1245 x 38 x 38	160

### Specification notes

- A reinforcement bar is recommended for 48" (1219 mm) and 54" (1372 mm) wide work surfaces, unless the surfaces are supported mid-span by a standard cantilever, an end support panel, or a fixed pedestal. See pages 73, 79 and 93.
- Work surface reinforcement bar is not intended to replace cantilevers or other work surface support options.

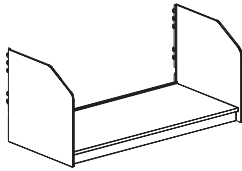
### Applications



Package of 1.  
 Black metal. Mounting hardware (wood screws) included.



## Overhead full height shelves



Metal. Shelf with 3/8" (10 mm) high back lip, built-in end supports, anti-dislodgment clips and mounting hardware included.

Specify color code.

Specification	Code	W x D x H (in)	W x D x H (mm)	Price
Metal shelf	VSS-1424	24 x 13 3/4 x 13 1/4	610 x 350 x 337	163
	VSS-1430	30 x 13 3/4 x 13 1/4	762 x 350 x 337	169
	VSS-1436	36 x 13 3/4 x 13 1/4	914 x 350 x 337	175
	VSS-1442	42 x 13 3/4 x 13 1/4	1067 x 350 x 337	184
	VSS-1448	48 x 13 3/4 x 13 1/4	1219 x 350 x 337	190
	VSS-1454	54 x 13 3/4 x 13 1/4	1372 x 350 x 337	197
	VSS-1460	60 x 13 3/4 x 13 1/4	1524 x 350 x 337	206

### Specification notes

- ▶ Field assembly required.
- ▶ Accept specified tasklight (see page 116). Sold separately.
- ▶ Shelf dividers must be ordered separately (see page 98).

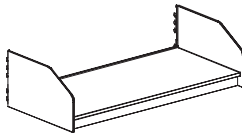
### Trim/metal colors

### Sample order

TR-E Smoke  
 TR-G Grey tone  
 TR-K Charcoal  
 TR-R Beige  
 TR-LE Metallic silver

VSS- 14 30, TR-K  
 |            |            |  
 Product    Width       Trim/  
 code       Height       metal color

## Overhead low height shelves



Metal. Shelf with 3/8" (10 mm) high back lip, built-in end supports, anti-dislodgment clips and mounting hardware included.

Specify color code.

Specification	Code	W x D x H (in)	W x D x H (mm)	Price
Metal shelf	VSS-0824	24 x 13 3/4 x 8	610 x 350 x 203	152
	VSS-0830	30 x 13 3/4 x 8	762 x 350 x 203	159
	VSS-0836	36 x 13 3/4 x 8	914 x 350 x 203	165
	VSS-0842	42 x 13 3/4 x 8	1067 x 350 x 203	171
	VSS-0848	48 x 13 3/4 x 8	1219 x 350 x 203	176
	VSS-0854	54 x 13 3/4 x 8	1372 x 350 x 203	186
	VSS-0860	60 x 13 3/4 x 8	1524 x 350 x 203	193

### Specification notes

- ▶ Field assembly required.
- ▶ Accept specified tasklight (see page 116). Sold separately.
- ▶ Shelf dividers must be ordered separately (see page 98).

### Trim/metal colors

### Sample order

TR-E Smoke  
 TR-G Grey tone  
 TR-K Charcoal  
 TR-R Beige  
 TR-LE Metallic silver

VSS- 08 30, TR-K  
 |            |            |  
 Product    Width       Trim/  
 code       Height       metal color

# 3 Shelves and overhead storage units

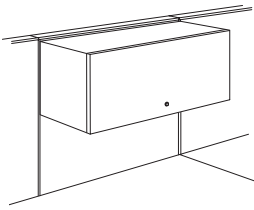
Panels

Work surfaces

Storage furniture

Accessories

## Overhead storage cabinets with flipper door (standard hinges)



Metal. Shelf with 3/8" (10 mm) high back lip, built-in end supports, top, door with black lock, anti-dislodgment clips with black lock and hardware included.


Hinges come installed on door.

Specify color code.

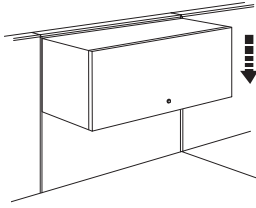
Specification	Code	W x D x H (in)	W x D x H (mm)	Price
Metal cabinet/metal flipper door	VSO-1624	24 x 14 1/2 x 15 3/4	610 x 368 x 400	370
	VSO-1630	30 x 14 1/2 x 15 3/4	762 x 368 x 400	389
	VSO-1636	36 x 14 1/2 x 15 3/4	914 x 368 x 400	407
	VSO-1642	42 x 14 1/2 x 15 3/4	1067 x 368 x 400	428
	VSO-1648	48 x 14 1/2 x 15 3/4	1219 x 368 x 400	449
	VSO-1654	54 x 14 1/2 x 15 3/4	1372 x 368 x 400	474
	VSO-1660	60 x 14 1/2 x 15 3/4	1524 x 368 x 400	496
Metal cabinet/laminate flipper door	VSO-1624-L	24 x 14 1/2 x 15 3/4	610 x 368 x 400	501
	VSO-1630-L	30 x 14 1/2 x 15 3/4	762 x 368 x 400	526
	VSO-1636-L	36 x 14 1/2 x 15 3/4	914 x 368 x 400	550
	VSO-1642-L	42 x 14 1/2 x 15 3/4	1067 x 368 x 400	579
	VSO-1648-L	48 x 14 1/2 x 15 3/4	1219 x 368 x 400	608
	VSO-1654-L	54 x 14 1/2 x 15 3/4	1372 x 368 x 400	637
	VSO-1660-L	60 x 14 1/2 x 15 3/4	1524 x 368 x 400	672

### Specification notes

- ▶ Mount onto the panel side rail or onto the first upholstered stackable panel.
- ▶ Field assembly required.
- ▶ Accept specified tasklight [see page 116]. Sold separately.
- ▶ Door stowes on top of unit.
- ▶ Shelf dividers must be ordered separately [see page 98].

Trim/metal colors	Sample order	Laminate door front option
TR-E Smoke TR-G Grey tone TR-K Charcoal TR-R Beige TR-LE Metallic silver	VSO- 16 30, TR-K                             Product    Width        Trim/ code        Height        metal color	▶ For a laminate door, specify as follows and complete with laminate finish code: VSO-1630-L, TR-K, G-ACA 

## Overhead storage cabinets with flipper door (soft-close hinges)



Metal. Shelf with 3/8" (10 mm) high back lip, built-in end supports, top, door with black lock, anti-dislodgment clips and hardware included.

Soft-close hinges come installed on door.

Specify color code.

Specification	Code	W x D x H (in)	W x D x H (mm)	Price
<b>Metal cabinet/metal flipper door</b>	VSO-1624-S	24 x 14 1/2 x 15 3/4	610 x 368 x 400	600
<b>with soft-close hinges</b>	VSO-1630-S	30 x 14 1/2 x 15 3/4	762 x 368 x 400	620
	VSO-1636-S	36 x 14 1/2 x 15 3/4	914 x 368 x 400	637
	VSO-1642-S	42 x 14 1/2 x 15 3/4	1067 x 368 x 400	658
	VSO-1648-S	48 x 14 1/2 x 15 3/4	1219 x 368 x 400	680
	VSO-1654-S	54 x 14 1/2 x 15 3/4	1372 x 368 x 400	704
	VSO-1660-S	60 x 14 1/2 x 15 3/4	1524 x 368 x 400	727
<b>Metal cabinet/laminate flipper door</b>	VSO-1624-LS	24 x 14 1/2 x 15 3/4	610 x 368 x 400	730
<b>with soft-close hinges</b>	VSO-1630-LS	30 x 14 1/2 x 15 3/4	762 x 368 x 400	757
	VSO-1636-LS	36 x 14 1/2 x 15 3/4	914 x 368 x 400	782
	VSO-1642-LS	42 x 14 1/2 x 15 3/4	1067 x 368 x 400	809
	VSO-1648-LS	48 x 14 1/2 x 15 3/4	1219 x 368 x 400	839
	VSO-1654-LS	54 x 14 1/2 x 15 3/4	1372 x 368 x 400	868
	VSO-1660-LS	60 x 14 1/2 x 15 3/4	1524 x 368 x 400	901

### Specification notes

- ▶ Mount onto the panel side rail or onto the first upholstered stackable panel.
- ▶ Field assembly required.
- ▶ Door stows on top of unit.
- ▶ Accept specified tasklight (see page 116). Sold separately.
- ▶ Shelf dividers must be ordered separately (see page 98).

### Trim/metal colors

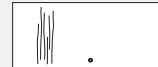
- TR-E Smoke
- TR-G Grey tone
- TR-K Charcoal
- TR-R Beige
- TR-LE Metallic silver

### Sample order

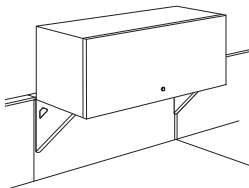
VSO- 16 24- S, TR-K  
 Product code | Width | Trim/metal color  
 Height | Soft-close hinges

### Laminate door front option

- ▶ For a laminate door, specify as follows and complete with laminate finish code: VSO-1624-LS, TR-K, G-ACA



## Up-mounted storage cabinets with flipper door (standard hinges)



Metal. Shelf, full back, end supports, top, sides, door with black lock and hardware are included.

Hinges come installed on door.

Specify color code.

Specification	Code	W x D x H (in)	W x D x H (mm)	Price
<b>Metal cabinet/metal flipper door</b>	VSM-1624	24 x 14 1/2 x 15 3/4	610 x 368 x 400	765
	VSM-1630	30 x 14 1/2 x 15 3/4	762 x 368 x 400	792
	VSM-1636	36 x 14 1/2 x 15 3/4	914 x 368 x 400	824
	VSM-1642	42 x 14 1/2 x 15 3/4	1067 x 368 x 400	857
	VSM-1648	48 x 14 1/2 x 15 3/4	1219 x 368 x 400	891
<b>Metal cabinet/laminate flipper door</b>	VSM-1624-L	24 x 14 1/2 x 15 3/4	610 x 368 x 400	897
	VSM-1630-L	30 x 14 1/2 x 15 3/4	762 x 368 x 400	927
	VSM-1636-L	36 x 14 1/2 x 15 3/4	914 x 368 x 400	964
	VSM-1642-L	42 x 14 1/2 x 15 3/4	1067 x 368 x 400	1,003
	VSM-1648-L	48 x 14 1/2 x 15 3/4	1219 x 368 x 400	1,043

### Specification notes

- ▶ May not be installed on a stackable panel.
- ▶ Require field assembly of door and end supports.
- ▶ Door stows on top of unit.
- ▶ Accept specified tasklight (see page 116). Sold separately.
- ▶ Shelf dividers must be ordered separately (see page 98).

### Trim/metal colors

- TR-E Smoke
- TR-G Grey tone
- TR-K Charcoal
- TR-R Beige
- TR-LE Metallic silver

### Sample order

VSM- 16 24, TR-K  
 Product code | Width | Trim/metal color  
 Height

### Laminate door front option

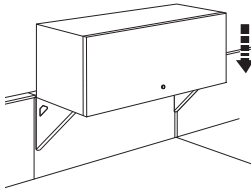
- ▶ For a laminate door, specify as follows and complete with laminate finish code: VSM-1630-L, TR-K, G-ACA



# 3 Shelves and overhead storage units

Panels

## Up-mounted storage cabinets with flipper door (soft-close hinges)



Metal. Shelf, full back, end supports, top, sides, door with black lock and hardware are included.

Soft-close hinges come installed on door.

Specify color code.

Specification	Code	W x D x H (in)	W x D x H (mm)	Price
Metal cabinet/metal flipper door	VSM-1624-S	24 x 14 1/2 x 15 3/4	610 x 368 x 400	995
with soft-close hinges	VSM-1630-S	30 x 14 1/2 x 15 3/4	762 x 368 x 400	1,022
	VSM-1636-S	36 x 14 1/2 x 15 3/4	914 x 368 x 400	1,055
	VSM-1642-S	42 x 14 1/2 x 15 3/4	1067 x 368 x 400	1,087
	VSM-1648-S	48 x 14 1/2 x 15 3/4	1219 x 368 x 400	1,122
Metal cabinet/laminate flipper door	VSM-1624-LS	24 x 14 1/2 x 15 3/4	610 x 368 x 400	1,126
with soft-close hinges	VSM-1630-LS	30 x 14 1/2 x 15 3/4	762 x 368 x 400	1,156
	VSM-1636-LS	36 x 14 1/2 x 15 3/4	914 x 368 x 400	1,195
	VSM-1642-LS	42 x 14 1/2 x 15 3/4	1067 x 368 x 400	1,232
	VSM-1648-LS	48 x 14 1/2 x 15 3/4	1219 x 368 x 400	1,273

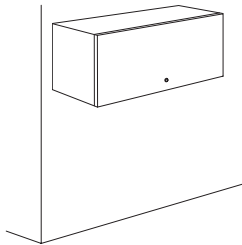
### Specification notes

- ▶ May not be installed on a stackable panel.
- ▶ Require field assembly of door and end supports.
- ▶ Door stows on top of unit.
- ▶ Accept specified tasklight (see page 116). Sold separately.
- ▶ Shelf dividers must be ordered separately (see page 98).

Trim/metal colors	Sample order	Laminate door front option
TR-E Smoke TR-G Grey tone TR-K Charcoal TR-R Beige TR-LE Metallic silver	VSM- 16 24- S, TR-K Product code   Width   Soft-close hinges   Trim/metal color Height	▶ For a laminate door, specify as follows and complete with laminate finish code: VSM-1630-LS, TR-K, G-ACA 

Work surfaces

## Wall-mounted storage cabinets with flipper door (standard hinges)



Metal. Shelf with 3/8" (10 mm) high back lip, built-in end supports, top, door with black lock and mounting hardware are included.

Hinges come installed on door.

Anchors are not included.

Specify color code.

Specification	Code	W x D x H (in)	W x D x H (mm)	Price
Metal cabinet/metal flipper door	VSW-1624	24 x 14 1/2 x 15 3/4	610 x 368 x 400	426
	VSW-1630	30 x 14 1/2 x 15 3/4	762 x 368 x 400	447
	VSW-1636	36 x 14 1/2 x 15 3/4	914 x 368 x 400	469
	VSW-1642	42 x 14 1/2 x 15 3/4	1067 x 368 x 400	494
	VSW-1648	48 x 14 1/2 x 15 3/4	1219 x 368 x 400	518
	VSW-1654	54 x 14 1/2 x 15 3/4	1372 x 368 x 400	544
	VSW-1660	60 x 14 1/2 x 15 3/4	1524 x 368 x 400	569
Metal cabinet/laminate flipper door	VSW-1624-L	24 x 14 1/2 x 15 3/4	610 x 368 x 400	573
	VSW-1630-L	30 x 14 1/2 x 15 3/4	762 x 368 x 400	581
	VSW-1636-L	36 x 14 1/2 x 15 3/4	914 x 368 x 400	628
	VSW-1642-L	42 x 14 1/2 x 15 3/4	1067 x 368 x 400	639
	VSW-1648-L	48 x 14 1/2 x 15 3/4	1219 x 368 x 400	671
	VSW-1654-L	54 x 14 1/2 x 15 3/4	1372 x 368 x 400	709
	VSW-1660-L	60 x 14 1/2 x 15 3/4	1524 x 368 x 400	744

### Specification notes

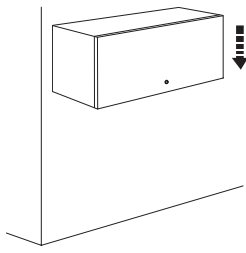
- ▶ Field assembly required.
- ▶ Must be properly anchored to a structural wall.
- ▶ Door stows on top of unit.
- ▶ Accept specified tasklight (see page 116). Sold separately.
- ▶ Shelf dividers must be ordered separately (see page 98).
- ▶ Optional non-structural back is available for aesthetic purposes (see page 85).

Trim/metal colors	Sample order	Laminate door front option
TR-E Smoke TR-G Grey tone TR-K Charcoal TR-R Beige TR-LE Metallic silver	VSW- 16 24, TR-K Product code   Width   Trim/metal color Height	▶ For a laminate door, specify as follows and complete with laminate finish code: VSW-1630-L, TR-K, G-ACA 

Storage furniture

Accessories

## Wall-mounted storage cabinets (soft-close hinges)



Metal. Shelf with 3/8" (10 mm) high back lip, built-in end supports, top, door with black lock, and mounting hardware are included.

Soft-close hinges come installed on door.

Anchors are **not** included.

Specify color code.

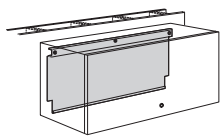
Specification	Code	W x D x H (in)	W x D x H (mm)	Price
<b>Metal cabinet/metal flipper door</b>	VSW-1624-S	24 x 14 1/2 x 15 3/4	610 x 368 x 400	656
<b>with soft-close hinges</b>	VSW-1630-S	30 x 14 1/2 x 15 3/4	762 x 368 x 400	678
	VSW-1636-S	36 x 14 1/2 x 15 3/4	914 x 368 x 400	700
	VSW-1642-S	42 x 14 1/2 x 15 3/4	1067 x 368 x 400	722
	VSW-1648-S	48 x 14 1/2 x 15 3/4	1219 x 368 x 400	747
	VSW-1654-S	54 x 14 1/2 x 15 3/4	1372 x 368 x 400	773
	VSW-1660-S	60 x 14 1/2 x 15 3/4	1524 x 368 x 400	786
<b>Metal cabinet/ laminate flipper door</b>	VSW-1624-LS	24 x 14 1/2 x 15 3/4	610 x 368 x 400	802
<b>with soft-close hinges</b>	VSW-1630-LS	30 x 14 1/2 x 15 3/4	762 x 368 x 400	812
	VSW-1636-LS	36 x 14 1/2 x 15 3/4	914 x 368 x 400	840
	VSW-1642-LS	42 x 14 1/2 x 15 3/4	1067 x 368 x 400	869
	VSW-1648-LS	48 x 14 1/2 x 15 3/4	1219 x 368 x 400	900
	VSW-1654-LS	54 x 14 1/2 x 15 3/4	1372 x 368 x 400	939
	VSW-1660-LS	60 x 14 1/2 x 15 3/4	1524 x 368 x 400	975

### Specification notes

- Field assembly required.
- Must be properly anchored to a structural wall.
- Door stows on top of unit.
- Accept specified tasklight (see page 116). Sold separately.
- Shelf dividers must be ordered separately (see page 98).
- Optional non-structural back is available for aesthetic purposes (see page 85).

Trim/metal colors	Sample order	Laminate door front option
TR-E Smoke TR-G Grey tone TR-K Charcoal TR-R Beige TR-LE Metallic silver	VSW- 16 24- S, TR-K <small>Product code   Height   Width   Soft-close hinges   Trim/metal color</small>	► For a laminate door, specify as follows and complete with laminate finish code: VSW-1630-LS, TR-K, G-ACA 

## Back for wall-mounted storage cabinets



Metal painted back and mounting hardware are included.

Specify color code.

Specification	Code	W x D x H (in)	W x D x H (mm)	Price
<b>Metal back for</b>	VSWB-1624-P	23 3/4 x 3/4 x 15 1/4	608 x 19 x 390	152
<b>wall-mounted overhead</b>	VSWB-1630-P	29 3/4 x 3/4 x 15 1/4	756 x 19 x 390	163
	VSWB-1636-P	35 3/4 x 3/4 x 15 1/4	908 x 19 x 390	175
	VSWB-1642-P	41 3/4 x 3/4 x 15 1/4	1060 x 19 x 390	187
	VSWB-1648-P	47 3/4 x 3/4 x 15 1/4	1213 x 19 x 390	197
	VSWB-1654-P	53 3/4 x 3/4 x 15 1/4	1365 x 19 x 390	211
	VSWB-1660-P	59 3/4 x 3/4 x 15 1/4	1518 x 19 x 390	222

### Specification notes

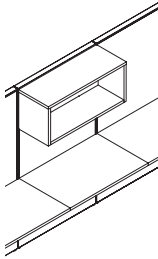
- Used to cover wall-mount attachment brackets.
- For use on wall-mounted storage units only (VSW).
- Back must match width of wall-mounted storage units.
- Field assembly required.

Trim/metal colors	Sample order
TR-E Smoke TR-G Grey tone TR-K Charcoal TR-R Beige TR-LE Metallic silver	VSWB- 16 24- P, TR-K <small>Product code   Height   Width   Metal paint   Trim/metal color</small>

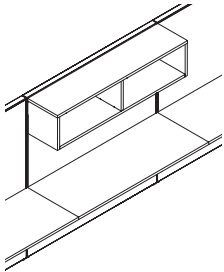
# 3 Shelves and overhead storage units

Panels

## Open laminate overhead storage units



Single storage unit



Double storage unit

Mounting hardware included.  
Specify laminate color code.

Specification	Code	W x D x H (in)	W x D x H (mm)	Price
Single	VEO-1624	24 x 13 3/4 x 15 3/4	610 x 350 x 400	852
	VEO-1630	30 x 13 3/4 x 15 3/4	762 x 350 x 400	891
	VEO-1636	36 x 13 3/4 x 15 3/4	914 x 350 x 400	914
	VEO-1642	42 x 13 3/4 x 15 3/4	1067 x 350 x 400	931
Double	VEO-1648	48 x 13 3/4 x 15 3/4	1219 x 350 x 400	1,045
	VEO-1654	54 x 13 3/4 x 15 3/4	1372 x 350 x 400	1,068
	VEO-1660	60 x 13 3/4 x 15 3/4	1524 x 350 x 400	1,079
	VEO-1666	66 x 13 3/4 x 15 3/4	1676 x 350 x 400	1,108
	VEO-1672	72 x 13 3/4 x 15 3/4	1829 x 350 x 400	1,136

### Specification notes

- ▶ Mount onto the panel side rails. May not be installed on a stackable panel.
- ▶ Accept specified tasklight (see page 116). Sold separately.
- ▶ Field assembly required.

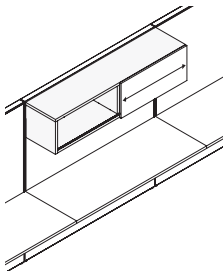
### Sample order

VEO- 16 24, G-ACA

Product code | Height | Width | Color code

Work surfaces

## Open laminate overhead storage units with sliding door



Mounting hardware included.  
Specify laminate color code.

Specification	Code	W x D x H (in)	W x D x H (mm)	Price
Double	VEOS-1636	36 x 14 1/2 x 15 3/4	914 x 369 x 400	1,198
	VEOS-1642	42 x 14 1/2 x 15 3/4	1067 x 369 x 400	1,216
	VEOS-1648	48 x 14 1/2 x 15 3/4	1219 x 369 x 400	1,437
	VEOS-1654	54 x 14 1/2 x 15 3/4	1372 x 369 x 400	1,482
	VEOS-1660	60 x 14 1/2 x 15 3/4	1524 x 369 x 400	1,510
	VEOS-1666	66 x 14 1/2 x 15 3/4	1676 x 369 x 400	1,545
	VEOS-1672	72 x 14 1/2 x 15 3/4	1829 x 369 x 400	1,579

### Specification notes

- ▶ Mount onto the panel side rails. May not be installed on a stackable panel.
- ▶ Sliding door has no lock and covers half of storage unit.
- ▶ Accept specified tasklight (see page 116). Sold separately.
- ▶ Field assembly required.

### Sample order

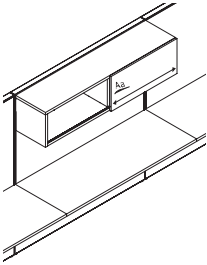
VEOS- 16 36, G-ACA, G-ACA

Product code | Height | Width | Color code | Face color code

Storage furniture

Accessories

## Open laminate overhead storage units with whiteboard sliding door



Mounting hardware included.  
Specify laminate color code.

Specification	Code	W x D x H (in)	W x D x H (mm)	Price
Double	VEOSW-1636	36 x 14 ½ x 15 ¾	914 x 369 x 400	1,448
	VEOSW-1642	42 x 14 ½ x 15 ¾	1067 x 369 x 400	1,487
	VEOSW-1648	48 x 14 ½ x 15 ¾	1219 x 369 x 400	1,646
	VEOSW-1654	54 x 14 ½ x 15 ¾	1372 x 369 x 400	1,715
	VEOSW-1660	60 x 14 ½ x 15 ¾	1524 x 369 x 400	1,760
	VEOSW-1666	66 x 14 ½ x 15 ¾	1676 x 369 x 400	1,823
	VEOSW-1672	72 x 14 ½ x 15 ¾	1829 x 369 x 400	1,891

### Specification notes

- ▶ Mount onto the panel side rails. May not be installed on a stackable panel.
- ▶ Sliding door has no lock and covers half of storage unit.
- ▶ Non-magnetic whiteboard.
- ▶ Accept specified tasklight (see page 116). Sold separately.
- ▶ Field assembly required.

### Sample order

VEOSW- 16 36, G-ACA

Product code

Height

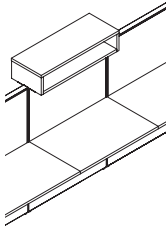
Width

Color code

# 3 Shelves and overhead storage units

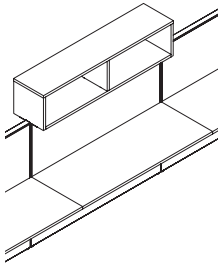
## Open laminate center-mounted storage units

Panels



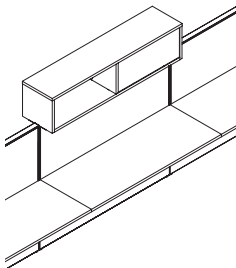
Single storage unit

Work surfaces



Double storage unit

Storage furniture



Shared storage unit

Mounting hardware included.  
Specify support and laminate color codes.

Accessories

Specification	Code	W x D x H (in)	W x D x H (mm)	Price
<b>Height 8" (203 mm)</b>				
<b>Single</b>	VEP-0824	24 x 13 3/4 x 8	610 x 350 x 203	625
	VEP-0830	30 x 13 3/4 x 8	762 x 350 x 203	643
	VEP-0836	36 x 13 3/4 x 8	914 x 350 x 203	658
<b>Double</b>	VEP-0842	42 x 13 3/4 x 8	1067 x 350 x 203	676
	VEP-0848	48 x 13 3/4 x 8	1219 x 350 x 203	777
	VEP-0854	54 x 13 3/4 x 8	1372 x 350 x 203	806
<b>Shared</b>	VEP-0860	60 x 13 3/4 x 8	1524 x 350 x 203	818
	VEP-0866	66 x 13 3/4 x 8	1676 x 350 x 203	852
	VEP-0872	72 x 13 3/4 x 8	1829 x 350 x 203	875
<b>Shared</b>	VDEP-0842	42 x 13 3/4 x 8	1067 x 350 x 203	841
	VDEP-0848	48 x 13 3/4 x 8	1219 x 350 x 203	813
	VDEP-0854	54 x 13 3/4 x 8	1372 x 350 x 203	835
<b>Shared</b>	VDEP-0860	60 x 13 3/4 x 8	1524 x 350 x 203	852
	VDEP-0866	66 x 13 3/4 x 8	1676 x 350 x 203	891
	VDEP-0872	72 x 13 3/4 x 8	1829 x 350 x 203	908
<b>Height 14" (356 mm)</b>				
<b>Single</b>	VEP-1424	24 x 13 3/4 x 14	610 x 350 x 356	653
	VEP-1430	30 x 13 3/4 x 14	762 x 350 x 356	664
	VEP-1436	36 x 13 3/4 x 14	914 x 350 x 356	687
<b>Double</b>	VEP-1442	42 x 13 3/4 x 14	1067 x 350 x 356	705
	VEP-1448	48 x 13 3/4 x 14	1219 x 350 x 356	823
	VEP-1454	54 x 13 3/4 x 14	1372 x 350 x 356	852
<b>Shared</b>	VEP-1460	60 x 13 3/4 x 14	1524 x 350 x 356	863
	VEP-1466	66 x 13 3/4 x 14	1676 x 350 x 356	903
	VEP-1472	72 x 13 3/4 x 14	1829 x 350 x 356	920
<b>Shared</b>	VDEP-1442	42 x 13 3/4 x 14	1067 x 350 x 356	885
	VDEP-1448	48 x 13 3/4 x 14	1219 x 350 x 356	852
	VDEP-1454	54 x 13 3/4 x 14	1372 x 350 x 356	875
<b>Shared</b>	VDEP-1460	60 x 13 3/4 x 14	1524 x 350 x 356	898
	VDEP-1466	66 x 13 3/4 x 14	1676 x 350 x 356	937
	VDEP-1472	72 x 13 3/4 x 14	1829 x 350 x 356	960
<b>Height 16" (400 mm)</b>				
<b>Single</b>	VEP-1624	24 x 13 3/4 x 15 3/4	610 x 350 x 400	658
	VEP-1630	30 x 13 3/4 x 15 3/4	762 x 350 x 400	676
	VEP-1636	36 x 13 3/4 x 15 3/4	914 x 350 x 400	699
<b>Double</b>	VEP-1642	42 x 13 3/4 x 15 3/4	1067 x 350 x 400	715
	VEP-1648	48 x 13 3/4 x 15 3/4	1219 x 350 x 400	835
	VEP-1654	54 x 13 3/4 x 15 3/4	1372 x 350 x 400	863
<b>Shared</b>	VEP-1660	60 x 13 3/4 x 15 3/4	1524 x 350 x 400	880
	VEP-1666	66 x 13 3/4 x 15 3/4	1676 x 350 x 400	914
	VEP-1672	72 x 13 3/4 x 15 3/4	1829 x 350 x 400	937
<b>Shared</b>	VDEP-1642	42 x 13 3/4 x 15 3/4	1067 x 350 x 400	898
	VDEP-1648	48 x 13 3/4 x 15 3/4	1219 x 350 x 400	869
	VDEP-1654	54 x 13 3/4 x 15 3/4	1372 x 350 x 400	891
<b>Shared</b>	VDEP-1660	60 x 13 3/4 x 15 3/4	1524 x 350 x 400	914
	VDEP-1666	66 x 13 3/4 x 15 3/4	1676 x 350 x 400	954
	VDEP-1672	72 x 13 3/4 x 15 3/4	1829 x 350 x 400	971

### Specification notes

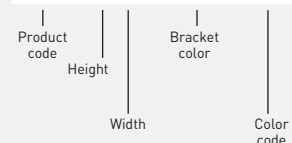
- ▶ Accept specified tasklight (see page 116). Sold separately.
- ▶ For more details on the finish elements to use, see page 7.
- ▶ Field assembly required.

### Metal bracket colors

- TR-K Charcoal
- TR-R Beige
- TR-LE Metallic silver

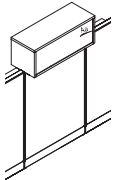
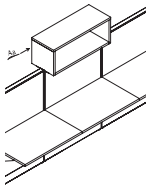
### Sample order

VEP- 08 24- TR-K G-ACA

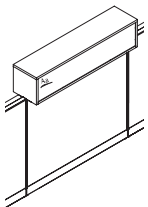
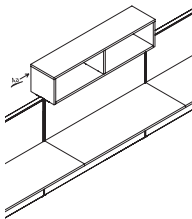




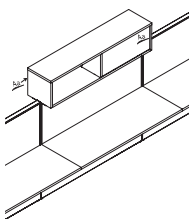
## Open laminate center-mounted storage units with whiteboard on back



Single storage unit



Double storage unit



Shared storage unit

Mounting hardware included.

Specify support and laminate color codes for frame of storage unit.

Specification	Code	W x D x H (in)	W x D x H (mm)	Price	
<b>Height 8" (203 mm)</b>					
<b>Single</b>	VEPW-0824	24 x 13 3/4 x 8	610 x 350 x 203	687	
	VEPW-0830	30 x 13 3/4 x 8	762 x 350 x 203	710	
	VEPW-0836	36 x 13 3/4 x 8	914 x 350 x 203	738	
	VEPW-0842	42 x 13 3/4 x 8	1067 x 350 x 203	761	
<b>Double</b>	VEPW-0848	48 x 13 3/4 x 8	1219 x 350 x 203	880	
	VEPW-0854	54 x 13 3/4 x 8	1372 x 350 x 203	914	
	VEPW-0860	60 x 13 3/4 x 8	1524 x 350 x 203	937	
	VEPW-0866	66 x 13 3/4 x 8	1676 x 350 x 203	977	
<b>Shared</b>	VEPW-0872	72 x 13 3/4 x 8	1829 x 350 x 203	1005	
	VDEPW-0842	42 x 13 3/4 x 8	1067 x 350 x 203	954	
	VDEPW-0848	48 x 13 3/4 x 8	1219 x 350 x 203	914	
	VDEPW-0854	54 x 13 3/4 x 8	1372 x 350 x 203	920	
<b>Height 14" (356 mm)</b>	VDEPW-0860	60 x 13 3/4 x 8	1524 x 350 x 203	937	
	VDEPW-0866	66 x 13 3/4 x 8	1676 x 350 x 203	983	
	VDEPW-0872	72 x 13 3/4 x 8	1829 x 350 x 203	993	
	VDEPW-0872	72 x 13 3/4 x 8	1829 x 350 x 203	993	
<b>Height 14" (356 mm)</b>	<b>Single</b>	VEPW-1424	24 x 13 3/4 x 14	610 x 350 x 356	733
	VEPW-1430	30 x 13 3/4 x 14	762 x 350 x 356	767	
	VEPW-1436	36 x 13 3/4 x 14	914 x 350 x 356	800	
	VEPW-1442	42 x 13 3/4 x 14	1067 x 350 x 356	828	
	<b>Double</b>	VEPW-1448	48 x 13 3/4 x 14	1219 x 350 x 356	965
		VEPW-1454	54 x 13 3/4 x 14	1372 x 350 x 356	1016
		VEPW-1460	60 x 13 3/4 x 14	1524 x 350 x 356	1040
		VEPW-1466	66 x 13 3/4 x 14	1676 x 350 x 356	1096
	VEPW-1472	72 x 13 3/4 x 14	1829 x 350 x 356	1136	
	<b>Shared</b>	VDEPW-1442	42 x 13 3/4 x 14	1067 x 350 x 356	1022
		VDEPW-1448	48 x 13 3/4 x 14	1219 x 350 x 356	993
		VDEPW-1454	54 x 13 3/4 x 14	1372 x 350 x 356	1045
VDEPW-1460		60 x 13 3/4 x 14	1524 x 350 x 356	1079	
VDEPW-1466		66 x 13 3/4 x 14	1676 x 350 x 356	1130	
VDEPW-1472		72 x 13 3/4 x 14	1829 x 350 x 356	1164	
<b>Height 16" (400 mm)</b>	<b>Single</b>	VEPW-1624	24 x 13 3/4 x 15 3/4	610 x 350 x 400	749
	VEPW-1630	30 x 13 3/4 x 15 3/4	762 x 350 x 400	784	
	VEPW-1636	36 x 13 3/4 x 15 3/4	914 x 350 x 400	823	
	VEPW-1642	42 x 13 3/4 x 15 3/4	1067 x 350 x 400	857	
	<b>Double</b>	VEPW-1648	48 x 13 3/4 x 15 3/4	1219 x 350 x 400	1,000
		VEPW-1654	54 x 13 3/4 x 15 3/4	1372 x 350 x 400	1,050
		VEPW-1660	60 x 13 3/4 x 15 3/4	1524 x 350 x 400	1,079
		VEPW-1666	66 x 13 3/4 x 15 3/4	1676 x 350 x 400	1,136
	VEPW-1672	72 x 13 3/4 x 15 3/4	1829 x 350 x 400	1,181	
	<b>Shared</b>	VDEPW-1642	42 x 13 3/4 x 15 3/4	1067 x 350 x 400	1,050
		VDEPW-1648	48 x 13 3/4 x 15 3/4	1219 x 350 x 400	1,028
		VDEPW-1654	54 x 13 3/4 x 15 3/4	1372 x 350 x 400	1,079
		VDEPW-1660	60 x 13 3/4 x 15 3/4	1524 x 350 x 400	1,118
		VDEPW-1666	66 x 13 3/4 x 15 3/4	1676 x 350 x 400	1,164
		VDEPW-1672	72 x 13 3/4 x 15 3/4	1829 x 350 x 400	1,203

### Specification notes

- ▶ Non-magnetic whiteboard.
- ▶ Accept specified tasklight (see page 116). Sold separately.
- ▶ For more details on the finish elements to use, see page 7.
- ▶ Field assembly required.

### Metal bracket colors

- TR-K Charcoal
- TR-R Beige
- TR-LE Metallic silver

### Sample order

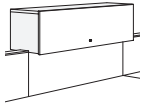
VEPW- 08 24- TR-K G-ACA

Product code | Height | Bracket color | Color code

Width

# 3 Shelves and overhead storage units

Panels



Mounting hardware included.  
Hinges come installed on door.  
Specify support and laminate color codes.

## Laminate center-mounted storage units with flipper door (standard hinges)

Specification	Code	W x D x H (in)	W x D x H (mm)	Price
	VEPP-1624	24 x 14 ½ x 16 ¼	610 x 368 x 413	861
	VEPP-1630	30 x 14 ½ x 16 ¼	762 x 368 x 413	890
	VEPP-1636	36 x 14 ½ x 16 ¼	914 x 368 x 413	916
	VEPP-1642	42 x 14 ½ x 16 ¼	1067 x 368 x 413	945
	VEPP-1648	48 x 14 ½ x 16 ¼	1219 x 368 x 413	1,071
	VEPP-1654	54 x 14 ½ x 16 ¼	1372 x 368 x 413	1,096
	VEPP-1660	60 x 14 ½ x 16 ¼	1524 x 368 x 413	1,119

### Specification notes

- ▶ For more details on the finish elements to use, see page 7.
- ▶ When ordering TR-LE, the lock will automatically be silver.
- ▶ When ordering TR-K or TR-R, the lock will automatically be black.
- ▶ Accept specified tasklight (see page 116). Sold separately.
- ▶ Door stows on top of unit.
- ▶ Field assembly required.

### Metal bracket colors

TR-K Charcoal  
TR-R Beige  
TR-LE Metallic silver

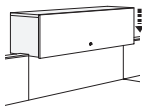
### Sample order

VEPP- 16 24- TR-K G-ACA, G-GAN

Product code | Height | Width | Bracket color | Color code | Face color code

Work surfaces

Storage furniture



Mounting hardware included.  
Soft-close hinges come installed on door.  
Specify support and laminate color codes.

## Laminate center-mounted storage units with flipper door (soft-close hinges)

Specification	Code	W x D x H (in)	W x D x H (mm)	Price
	VEPP-1624-S	24 x 14 ½ x 16 ¼	610 x 368 x 413	1,005
	VEPP-1630-S	30 x 14 ½ x 16 ¼	762 x 368 x 413	1,035
	VEPP-1636-S	36 x 14 ½ x 16 ¼	914 x 368 x 413	1,059
	VEPP-1642-S	42 x 14 ½ x 16 ¼	1067 x 368 x 413	1,089
	VEPP-1648-S	48 x 14 ½ x 16 ¼	1219 x 368 x 413	1,217
	VEPP-1654-S	54 x 14 ½ x 16 ¼	1372 x 368 x 413	1,240
	VEPP-1660-S	60 x 14 ½ x 16 ¼	1524 x 368 x 413	1,264

### Specification notes

- ▶ For more details on the finish elements to use, see page 7.
- ▶ When ordering TR-LE, the lock will automatically be silver.
- ▶ When ordering TR-K or TR-R, the lock will automatically be black.
- ▶ Accept specified tasklight (see page 116). Sold separately.
- ▶ Door stows on top of unit.
- ▶ Field assembly required.

### Metal bracket colors

TR-K Charcoal  
TR-R Beige  
TR-LE Metallic silver

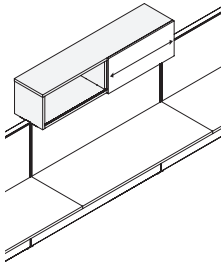
### Sample order

VEPP- 16 24- S, TR-K G-ACA, G-GAN

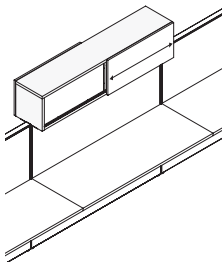
Product code | Height | Width | Soft close | Bracket color | Color code | Face color code

Accessories

## Open laminate center-mounted storage units with sliding door



Double storage unit



Shared storage unit

Mounting hardware included.

Specify support and laminate color codes for frame and front of storage unit.

Specification	Code	W x D x H (in)	W x D x H (mm)	Price	
<b>Height 14" (356 mm)</b>					
<b>Double</b>	VEPS-1436	36 x 14 1/2 x 14	914 x 369 x 356	1,073	
	VEPS-1442	42 x 14 1/2 x 14	1067 x 369 x 356	1,090	
	VEPS-1448	48 x 14 1/2 x 14	1219 x 369 x 356	1,216	
	VEPS-1454	54 x 14 1/2 x 14	1372 x 369 x 356	1,250	
	VEPS-1460	60 x 14 1/2 x 14	1524 x 369 x 356	1,266	
	VEPS-1466	66 x 14 1/2 x 14	1676 x 369 x 356	1,317	
	VEPS-1472	72 x 14 1/2 x 14	1829 x 369 x 356	1,340	
<b>Shared</b>	VDEPS-1442	42 x 14 1/2 x 14	1067 x 369 x 356	1,721	
	VDEPS-1448	48 x 14 1/2 x 14	1219 x 369 x 356	1,658	
	VDEPS-1454	54 x 14 1/2 x 14	1372 x 369 x 356	1,698	
	VDEPS-1460	60 x 14 1/2 x 14	1524 x 369 x 356	1,726	
	VDEPS-1466	66 x 14 1/2 x 14	1676 x 369 x 356	1,806	
	VDEPS-1472	72 x 14 1/2 x 14	1829 x 369 x 356	1,840	
	<b>Height 16" (400 mm)</b>				
<b>Double</b>	VEPS-1636	36 x 14 1/2 x 15 3/4	914 x 369 x 400	1,085	
	VEPS-1642	42 x 14 1/2 x 15 3/4	1067 x 369 x 400	1,101	
	VEPS-1648	48 x 14 1/2 x 15 3/4	1219 x 369 x 400	1,232	
	VEPS-1654	54 x 14 1/2 x 15 3/4	1372 x 369 x 400	1,273	
	VEPS-1660	60 x 14 1/2 x 15 3/4	1524 x 369 x 400	1,283	
	VEPS-1666	66 x 14 1/2 x 15 3/4	1676 x 369 x 400	1,335	
	VEPS-1672	72 x 14 1/2 x 15 3/4	1829 x 369 x 400	1,363	
	<b>Shared</b>	VDEPS-1642	42 x 14 1/2 x 15 3/4	1067 x 369 x 400	1,749
		VDEPS-1648	48 x 14 1/2 x 15 3/4	1219 x 369 x 400	1,686
VDEPS-1654		54 x 14 1/2 x 15 3/4	1372 x 369 x 400	1,726	
VDEPS-1660		60 x 14 1/2 x 15 3/4	1524 x 369 x 400	1,760	
VDEPS-1666		66 x 14 1/2 x 15 3/4	1676 x 369 x 400	1,834	
VDEPS-1672	72 x 14 1/2 x 15 3/4	1829 x 369 x 400	1,874		

### Specification notes

- ▶ Only one sliding door, without a lock, is installed on double storage units.
- ▶ For a shared storage unit, the sliding doors, without a lock, are installed on either side.
- ▶ Accept specified tasklight (see page 116). Sold separately.
- ▶ For more details on the finish elements to use, see page 7.
- ▶ Field assembly required.

### Metal bracket colors

- TR-K Charcoal
- TR-R Beige
- TR-LE Metallic silver

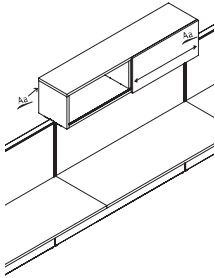
### Sample order

VEPS- 14 36- TR-K G-ACA, G-ACA

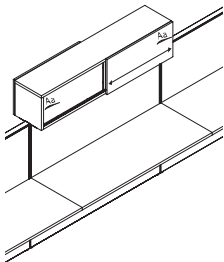
Product code | Height | Width | Bracket color | Color code | Face color code

# 3 Shelves and overhead storage units

## Open laminate center-mounted storage units with whiteboard back and sliding door



Double storage unit



Shared storage unit

Mounting hardware included.

Specify support and laminate color codes for frame of storage unit.

Specification	Code	W x D x H (in)	W x D x H (mm)	Price
<b>Height 14" (356 mm)</b>				
<b>Double</b>	VEPSW-1436	36 x 14 1/2 x 14	914 x 369 x 356	1,244
	VEPSW-1442	42 x 14 1/2 x 14	1067 x 369 x 356	1,283
	VEPSW-1448	48 x 14 1/2 x 14	1219 x 369 x 356	1,437
	VEPSW-1454	54 x 14 1/2 x 14	1372 x 369 x 356	1,499
	VEPSW-1460	60 x 14 1/2 x 14	1524 x 369 x 356	1,533
	VEPSW-1466	66 x 14 1/2 x 14	1676 x 369 x 356	1,613
	VEPSW-1472	72 x 14 1/2 x 14	1829 x 369 x 356	1,658
<b>Shared</b>	VDEPSW-1442	42 x 14 1/2 x 14	1067 x 369 x 356	2,101
	VDEPSW-1448	48 x 14 1/2 x 14	1219 x 369 x 356	2,055
	VDEPSW-1454	54 x 14 1/2 x 14	1372 x 369 x 356	2,163
	VDEPSW-1460	60 x 14 1/2 x 14	1524 x 369 x 356	2,243
	VDEPSW-1466	66 x 14 1/2 x 14	1676 x 369 x 356	2,346
	VDEPSW-1472	72 x 14 1/2 x 14	1829 x 369 x 356	2,424
	<b>Height 16" (400 mm)</b>			
<b>Double</b>	VEPSW-1636	36 x 14 1/2 x 15 3/4	914 x 369 x 400	1,278
	VEPSW-1642	42 x 14 1/2 x 15 3/4	1067 x 369 x 400	1,317
	VEPSW-1648	48 x 14 1/2 x 15 3/4	1219 x 369 x 400	1,476
	VEPSW-1654	54 x 14 1/2 x 15 3/4	1372 x 369 x 400	1,545
	VEPSW-1660	60 x 14 1/2 x 15 3/4	1524 x 369 x 400	1,584
	VEPSW-1666	66 x 14 1/2 x 15 3/4	1676 x 369 x 400	1,664
	VEPSW-1672	72 x 14 1/2 x 15 3/4	1829 x 369 x 400	1,721
	<b>Shared</b>	VDEPSW-1642	42 x 14 1/2 x 15 3/4	1067 x 369 x 400
VDEPSW-1648		48 x 14 1/2 x 15 3/4	1219 x 369 x 400	2,129
VDEPSW-1654		54 x 14 1/2 x 15 3/4	1372 x 369 x 400	2,254
VDEPSW-1660		60 x 14 1/2 x 15 3/4	1524 x 369 x 400	2,339
VDEPSW-1666		66 x 14 1/2 x 15 3/4	1676 x 369 x 400	2,441
VDEPSW-1672		72 x 14 1/2 x 15 3/4	1829 x 369 x 400	2,533

### Specification notes

- ▶ Only one sliding door, without a lock, is installed on double storage units.
- ▶ For a shared unit, the sliding doors, without a lock, are installed on either side.
- ▶ Non-magnetic whiteboard.
- ▶ Accept specified tasklight (see page 116). Sold separately.
- ▶ For more details on the finish elements to use, see page 7.
- ▶ Field assembly required.

### Metal bracket colors

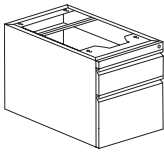
- TR-K Charcoal
- TR-R Beige
- TR-LE Metallic silver

### Sample order

VEPSW- 14 36- TR-K G-ACA

Product code      Height      Width      Bracket color      Color code

## Metal hanging pedestals



Hanging box/file

Metal. Goes under a work surface.

Shipped without top.

Standard with lock, black.

Specify pull and color codes.

Specification	Code	W x D x H (in)	W x D x H (mm)	Price
Box/file with recessed pull/metal front	VPS1-24-R	15 x 23 x 19	381 x 584 x 483	N/A
Box/file with full pull/metal front	VPS1-24-F	15 x 23 x 19	381 x 584 x 483	N/A
Box/file with full pull/laminate front	VPS1-24-L	15 x 23 x 19	381 x 584 x 483	N/A

### Specification notes

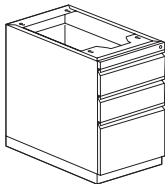
- Accessories are not included (see pages 98 and 99).
- Position the hanging pedestals next to a panel bracket or end support panel.
- Hanging pedestals must be attached under a work surface equal or deeper than pedestal depth.
- Drawer interior is black.
- Full pulls on metal pedestals match case color.
- L pulls on laminate drawer fronts are black.
- Recessed pulls on metal pedestals are ABS plastic and are available in TR-E, TR-G, TR-K and TR-R only.
- Field assembly required for locks.

Trim/metal colors	Sample order	Drawer pulls
TR-E Smoke TR-G Grey tone TR-K Charcoal TR-R Beige TR-LE Metallic silver	VPS 1- 24- F, TR-K <small>Product code   Drawer type   Depth   Type of pull   Trim/metal color</small>	 Full pull (-F)  Recessed pull (-R)*  Laminate drawer pull (-L)
*Pedestals with recessed pulls are not available in TR-LE Metallic silver.		

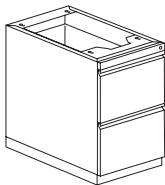
### Laminate drawer front option

- For laminate drawer fronts, specify as follows and complete with laminate finish code: VPS1-24-L, TR-K, G-ACA

## Metal fixed pedestals



Fixed box/box/file



Fixed file/file

Metal. Goes under a work surface.

Shipped without top.

Standard with lock, black.

Specify pull and color codes.

Specification	Code	W x D x H (in)	W x D x H (mm)	Price
Box/box/file with recessed pull/metal front	VPF3-24-R	15 x 23 x 27 1/2	381 x 584 x 699	N/A
File/file with recessed pull/metal front	VPF2-24-R	15 x 23 x 27 1/2	381 x 584 x 699	N/A
Box/box/file with full pull/metal front	VPF3-24-F	15 x 23 x 27 1/2	381 x 584 x 699	600
File/file with full pull/metal front	VPF2-24-F	15 x 23 x 27 1/2	381 x 584 x 699	534
Box/box/file with full pull/laminate front	VPF3-24-L	15 x 23 x 27 1/2	381 x 584 x 699	760
File/file with full pull/laminate front	VPF2-24-L	15 x 23 x 27 1/2	381 x 584 x 699	679

### Specification notes

- Accessories are not included (see pages 98 and 99).
- Position fixed pedestals next to a panel bracket or end support panel.
- 4 adjustable floor glides provide 1" (25 mm) of height adjustment.
- Fixed pedestals must be attached under a work surface equal or deeper than pedestal depth.
- Drawer interior is black.
- Full pulls on metal pedestals match case color.
- L pulls on laminate drawer fronts are black.
- Recessed pulls on metal pedestals are ABS plastic and are available in TR-E, TR-G, TR-K and TR-R only.
- Field assembly required for locks.

Trim/metal colors	Sample order	Drawer pulls
TR-E Smoke TR-G Grey tone TR-K Charcoal TR-R Beige TR-LE Metallic silver	VPF 3- 24- F, TR-K <small>Product code   Drawer type   Depth   Type of pull   Trim/metal color</small>	 Full pull (-F)  Recessed pull (-R)*  Laminate drawer pull (-L)
*Pedestals with recessed pulls are not available in TR-LE Metallic silver.		

### Laminate drawer front option

- For laminate drawer fronts, specify as follows and complete with laminate finish code: VPF3-24-L, TR-K, G-ACA

# 3 Metal storage units

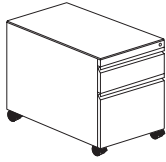
Panels

Work surfaces

Storage furniture

Accessories

## Metal mobile pedestals



Mobile box/file



Mobile box/box/file



Mobile file/file

Metal. Fits under a work surface.  
Standard with lock, black.  
Specify pull and color codes.

Specification	Code	W x D x H (in)	W x D x H (mm)	Price
Box/box/file with recessed pull/metal front	VPM3-24-R	15 x 23 x 27 1/2	381 x 584 x 699	N/A
File/file with recessed pull/metal front	VPM2-24-R	15 x 23 x 27 1/2	381 x 584 x 699	N/A
Box/file with recessed pull/metal front	VPM1-24-R	15 x 23 x 21 1/2	381 x 584 x 546	N/A
Box/box/file with full pull/metal front	VPM3-24-F	15 x 23 x 27 1/2	381 x 584 x 699	688
File/file with full pull/metal front	VPM2-24-F	15 x 23 x 27 1/2	381 x 584 x 699	613
Box/file with full pull/metal front	VPM1-24-F	15 x 23 x 21 1/2	381 x 584 x 546	545
Box/box/file with full pull/laminate front	VPM3-24-L	15 x 23 x 27 1/2	381 x 584 x 699	848
File/file with full pull/laminate front	VPM2-24-L	15 x 23 x 27 1/2	381 x 584 x 699	759
Box/file with full pull/laminate front	VPM1-24-L	15 x 23 x 21 1/2	381 x 584 x 546	674

### Specification notes

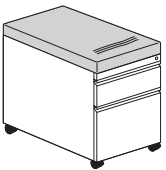
- ▶ Accessories are not included (see pages 98 and 99).
- ▶ Casters are black, non-locking: 2 swivel (rear), 2 fixed (front).
- ▶ Drawer interior is black.
- ▶ Full pulls on metal pedestals match case color.
- ▶ L pulls on laminate drawer fronts are black.
- ▶ Recessed pulls on metal pedestals are ABS plastic and are available in TR-E, TR-G, TR-K and TR-R only.
- ▶ Field assembly required for locks.
- ▶ Counterweights are standard on box/file mobile pedestals (VPM1-24-R/F/L) only.

Trim/metal colors	Sample order	Drawer pulls
TR-E Smoke TR-G Grey tone TR-K Charcoal TR-R Beige TR-LE Metallic silver	VPM 3- 24- F, TR-K                     Product Depth Trim/ code     type of pull metal color	 Full pull (-F)  Recessed pull (-R)*  Laminate drawer pull (-L)
*Pedestals with recessed pulls are not available in TR-LE Metallic silver.		

### Laminate drawer front option

- ▶ For laminate drawer fronts, specify as follows and complete with laminate finish code: VPM3-24-L, TR-K, G-ACA

## Pedestal cushion



Specify upholstery color code. See grades 1 through 3 from the current United Chair and Arold upholstery selection.

Specification	Code	W x D x H (in)	W x D x H (mm)	Fabric grade	Price
	VPC1-24	15 x 23 x 2	381 x 584 x 51	1	300

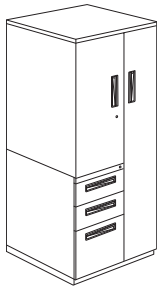
### Specification notes

- ▶ These prices are applicable for United Chair Grade 1 fabrics. For other grades, add: Grade 2: 10%; Grade 3: 15%.
- ▶ Includes cushion with double-sided tape.
- ▶ For use with a 23" deep x 21 1/2" high (584 mm x 546 mm) mobile pedestal (VPM1-24)
- ▶ Requires minor field assembly.

### Sample order

VPC 1- 24 AE10
Product code     Cushion type     Depth     Upholstery selection

## Metal personal storage towers



Right door



Left door

Metal.



With locks, black.

Specify door opening, pull code and color of metal storage tower.

Specification	Code	W x D x H (in)	W x D x H (mm)	Price
Box/Box/File with right door, recessed pull	VT3R-5124-R	24 x 23 1/16 x 51 1/2	610 x 584 x 1308	N/A
Box/Box/File with left door, recessed pull	VT3L-5124-R	24 x 23 1/16 x 51 1/2	610 x 584 x 1308	N/A
File/File with right door, recessed pull	VT2R-5124-R	24 x 23 1/16 x 51 1/2	610 x 584 x 1308	N/A
File/File with left door, recessed pull	VT2L-5124-R	24 x 23 1/16 x 51 1/2	610 x 584 x 1308	N/A
Box/Box/File with right door, recessed pull	VT3R-6324-R	24 x 23 1/16 x 63 1/2	610 x 584 x 1613	N/A
Box/Box/File with left door, recessed pull	VT3L-6324-R	24 x 23 1/16 x 63 1/2	610 x 584 x 1613	N/A
File/File with right door, recessed pull	VT2R-6324-R	24 x 23 1/16 x 63 1/2	610 x 584 x 1613	N/A
File/File with left door, recessed pull	VT2L-6324-R	24 x 23 1/16 x 63 1/2	610 x 584 x 1613	N/A
Box/Box/File with right door, full pull	VT3R-5124-F	24 x 23 1/16 x 51 1/2	610 x 584 x 1308	N/A
Box/Box/File with left door, full pull	VT3L-5124-F	24 x 23 1/16 x 51 1/2	610 x 584 x 1308	N/A
File/File with right door, full pull	VT2R-5124-F	24 x 23 1/16 x 51 1/2	610 x 584 x 1308	N/A
File/File with left door, full pull	VT2L-5124-F	24 x 23 1/16 x 51 1/2	610 x 584 x 1308	N/A
Box/Box/File with right door, full pull	VT3R-6324-F	24 x 23 1/16 x 63 1/2	610 x 584 x 1613	N/A
Box/Box/File with left door, full pull	VT3L-6324-F	24 x 23 1/16 x 63 1/2	610 x 584 x 1613	N/A
File/File with right door, full pull	VT2R-6324-F	24 x 23 1/16 x 63 1/2	610 x 584 x 1613	N/A
File/File with left door, full pull	VT2L-6324-F	24 x 23 1/16 x 63 1/2	610 x 584 x 1613	N/A

### Specification notes

- Accessories are not included (see pages 98 and 99).
- Storage unit includes one adjustable shelf.
- Shelf adjusts in increments of 2 1/2" (64 mm).
- One lock for wardrobe and storage unit door and another for drawers. Field assembly required for locks.
- Wardrobe with 9" W (229 mm) clothes hanger bar.
- File drawer can accommodate legal filing front to back with the use of legal conversion kit (VPLF-KIT, see page 98).
- 4 adjustable floor glides provide 1 1/2" (38 mm) of height adjustment.
- Drawers interior is black.
- Shelves and storage unit interior are black.
- Pulls are the same color as the storage cabinet. Recessed pull not available in TR-LE.
- On storage towers with full pulls, wardrobe door is equipped with a pressure-catch closing mechanism.
- Personal storage towers do not line up exactly with panel height.


Trim/metal colors	Sample order	Drawer pulls
TR-E Smoke TR-G Grey TR-K Charcoal TR-R Beige TR-LE Metallic silver	VT3 R- 51 24- F, TR-K           Product Door Height Width Type Trim/ code side of pull metal color	 Full pull (-F)  Recessed pull (-R)*
*Personal storage towers with recessed pulls are not available in TR-LE Metallic silver.		

# 3 Metal storage units

## Metal personal storage towers, open bookcase



Right door



Left door

Metal.

Standard with locks, black.

Specify door opening, pull code and color of metal storage unit.

Specification	Code	W x D x H (in)	W x D x H (mm)	Price
Box/Box/File open bookcase with right door, recessed pull	VB3R-5124-R	24 x 23 1/16 x 51 1/2	610 x 601 x 1308	N/A
Box/Box/File open bookcase with left door, recessed pull	VB3L-5124-R	24 x 23 1/16 x 51 1/2	610 x 601 x 1308	N/A
File/File open bookcase with right door, recessed pull	VB2R-5124-R	24 x 23 1/16 x 51 1/2	610 x 601 x 1308	N/A
File/File open bookcase with left door, recessed pull	VB2L-5124-R	24 x 23 1/16 x 51 1/2	610 x 601 x 1308	N/A
Box/Box/File open bookcase with right door, recessed pull	VB3R-6324-R	24 x 23 1/16 x 63 1/2	610 x 601 x 1613	N/A
Box/Box/File open bookcase with left door, recessed pull	VB3L-6324-R	24 x 23 1/16 x 63 1/2	610 x 601 x 1613	N/A
File/File open bookcase with right door, recessed pull	VB2R-6324-R	24 x 23 1/16 x 63 1/2	610 x 601 x 1613	N/A
File/File open bookcase with left door, recessed pull	VB2L-6324-R	24 x 23 1/16 x 63 1/2	610 x 601 x 1613	N/A
Box/Box/File open bookcase with right door, full pull	VB3R-5124-F	24 x 23 1/16 x 51 1/2	610 x 601 x 1308	N/A
Box/Box/File open bookcase with left door, full pull	VB3L-5124-F	24 x 23 1/16 x 51 1/2	610 x 601 x 1308	N/A
File/File open bookcase with right door, full pull	VB2R-5124-F	24 x 23 1/16 x 51 1/2	610 x 601 x 1308	N/A
File/File open bookcase with left door, full pull	VB2L-5124-F	24 x 23 1/16 x 51 1/2	610 x 601 x 1308	N/A
Box/Box/File open bookcase with right door, full pull	VB3R-6324-F	24 x 23 1/16 x 63 1/2	610 x 601 x 1613	N/A
Box/Box/File open bookcase with left door, full pull	VB3L-6324-F	24 x 23 1/16 x 63 1/2	610 x 601 x 1613	N/A
File/File open bookcase with right door, full pull	VB2R-6324-F	24 x 23 1/16 x 63 1/2	610 x 601 x 1613	N/A
File/File open bookcase with left door, full pull	VB2L-6324-F	24 x 23 1/16 x 63 1/2	610 x 601 x 1613	N/A

### Specification notes

- Accessories are not included (see pages 98 and 99).
- Storage unit includes one adjustable shelf.
- Shelf adjusts in increments of 2 1/2" (64mm).
- Wardrobe and drawers lock independently. Field assembly required for locks.
- Wardrobe with 9" W (229 mm) clothes hanger bar.
- File drawer can accommodate legal filing front to back with the use of legal conversion kit (VPLF-KIT, see page 98).
- 4 adjustable floor glides provide 1 1/2" (38 mm) of height adjustment.
- Drawer interior is black.
- Bookcase shelves and wardrobe interiors are color matched to case.
- Pulls are the same color as the storage cabinet. Recessed pulls are not available in TR-LE.
- On storage towers with full pulls, wardrobe door is equipped with a pressure-catch closing mechanism.
- First shelf of open bookcase is 1" (25,4 mm) lower than the work surface height, when installed at 29" (737 mm) height.
- Personal storage towers do not line up exactly with panel height.

Trim/metal colors	Sample order	Drawer pulls
TR-E Smoke TR-G Grey tone TR-K Charcoal TR-R Beige TR-LE Metallic silver	VB3 R- 51 24- F, TR-K   Product code   Door side   Height   Width   Type of pull   Trim/metal color	Full pull (-F)                      Recessed pull (-R)*
*Personal storage towers with recessed pulls are not available in TR-LE Metallic silver.		

Panels

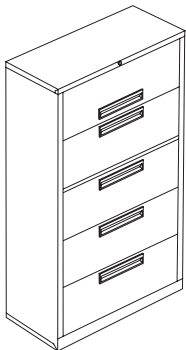



Work surfaces

Storage furniture

Accessories



## Metal lateral files



Specification	Code	W x D x H (in)	W x D x H (mm)	Price
2-drawer high with recessed pull	VFL2-30-R	30 x 18 x 27 1/6	762 x 457 x 700	N/A
	VFL2-36-R	36 x 18 x 27 1/6	914 x 457 x 700	N/A
	VFL2-42-R	42 x 18 x 27 1/6	1067 x 457 x 700	N/A
3-drawer high with recessed pull	VFL3-30-R	30 x 18 x 39 3/8	762 x 457 x 1000	N/A
	VFL3-36-R	36 x 18 x 39 3/8	914 x 457 x 1000	N/A
	VFL3-42-R	42 x 18 x 39 3/8	1067 x 457 x 1000	N/A
4-drawer high with recessed pull	VFL4-30-R	30 x 18 x 51 1/6	762 x 457 x 1300	N/A
	VFL4-36-R	36 x 18 x 51 1/6	914 x 457 x 1300	N/A
	VFL4-42-R	42 x 18 x 51 1/6	1067 x 457 x 1300	N/A
5-drawer high with recessed pull	VFL5-30-R	30 x 18 x 63	762 x 457 x 1600	N/A
	VFL5-36-R	36 x 18 x 63	914 x 457 x 1600	N/A
	VFL5-42-R	42 x 18 x 63	1067 x 457 x 1600	N/A
2-drawer high with full pull	VFL2-30-F	30 x 18 x 27 1/6	762 x 457 x 700	N/A
	VFL2-36-F	36 x 18 x 27 1/6	914 x 457 x 700	N/A
	VFL2-42-F	42 x 18 x 27 1/6	1067 x 457 x 700	N/A
3-drawer high with full pull	VFL3-30-F	30 x 18 x 39 3/8	762 x 457 x 1000	N/A
	VFL3-36-F	36 x 18 x 39 3/8	914 x 457 x 1000	N/A
	VFL3-42-F	42 x 18 x 39 3/8	1067 x 457 x 1000	N/A
4-drawer high with full pull	VFL4-30-F	30 x 18 x 51 1/6	762 x 457 x 1300	N/A
	VFL4-36-F	36 x 18 x 51 1/6	914 x 457 x 1300	N/A
	VFL4-42-F	42 x 18 x 51 1/6	1067 x 457 x 1300	N/A
5-drawer high with full pull	VFL5-30-F	30 x 18 x 63	762 x 457 x 1600	N/A
	VFL5-36-F	36 x 18 x 63	914 x 457 x 1600	N/A
	VFL5-42-F	42 x 18 x 63	1067 x 457 x 1600	N/A



### Specification notes

- ▶ Accessories are not included (see pages 98 and 99).
- ▶ Counterweights are standard in 2-drawer high unit.
- ▶ Counterweights are optional in 3-, 4- and 5-drawer high units (see page 99).
- ▶ For safety reasons, the positive drawer interlock system allows only one drawer to open at a time.
- ▶ Dual side locks latch both drawer ends to prevent drawers from being pried open.
- ▶ Five-drawer filing cabinets include a roll-out shelf in top position as well as a posting shelf.
- ▶ Drawer interior is black.
- ▶ 4 adjustable floor glides provide 1 1/2" (38 mm) height adjustment.
- ▶ 2-drawer high lateral file will fit under a work surface.
- ▶ Laminate lateral file tops available (see page 98).
- ▶ Pull option matches case color. Recessed pull not available in TR-LE.
- ▶ No field assembly required.

Metal. Side-to-side hanging bars are included.

Standard with lock, black.


Specify pull and color codes.

Trim/metal colors	Sample order	Drawer pulls
TR-E Smoke TR-G Grey tone TR-K Charcoal TR-R Beige TR-LE Metallic silver	VFL 5- 42- F, TR-K                     Product Width Trim/ code    Qty of drawers    Type of pull    metal color	 Full pull (-F)  Recessed pull (-R)*
		*Lateral files with recessed pulls are not available in TR-LE Metallic silver.

# 3 Metal storage units

Panels

## Lateral file tops



Double face adhesive tape is included.

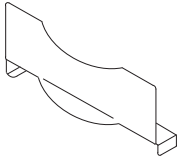
No grommet.

Specify color code.

Specification	Code	W x D x H (in)	W x D x H (mm)	Price	
				Thermofused laminate	High pressure laminate
Depth: 18" (457 mm)	VUF-1830	30 x 18 x 1	762 x 457 x 25	208	292
	VUF-1836	36 x 18 x 1	914 x 457 x 25	226	317
	VUF-1842	42 x 18 x 1	1067 x 457 x 25	238	335
Finish options	Sample order		Applications		
1 Thermofused laminate 2 High pressure laminate	VU F- 18 30- 1 N, G-ACA		Dimensions		
	Product code	Depth	Finish code	Color code	
	Surface type	Width	No grommet		

Work surfaces

## Dividers for overhead storage units and shelves



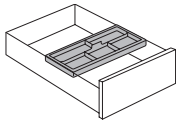
Package of 8.

Specify color codes.

Specification	Code	W x D x H (in)	W x D x H (mm)	Price
	VSD-KIT	2 3/4 x 12 7/8 x 4 3/4	70 x 322 x 121	138
Specification notes				
<ul style="list-style-type: none"> <li>▶ Attach to front and back shelf edge.</li> <li>▶ To divide space laterally on panel-mounted storage units, full and low height shelves.</li> </ul>				
Trim/metal colors	Sample order			
TR-E Smoke TR-G Grey tone TR-K Charcoal TR-R Beige TR-LE Metallic silver	VSD-KIT, TR-K			
	Product code	Trim/metal color		

Storage furniture

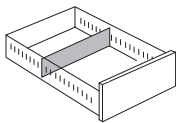
## Pencil tray for metal box drawers



Black plastic.

Specification	Code	W x D x H (in)	W x D x H (mm)	Price
	VPPT-1	1 1/4 x 12 7/8 x 5 1/2	32 x 327 x 140	N/A
Specification note				
▶ Sits on the sides of a box drawer and slides for drawer access.				

## Dividers for metal box drawers



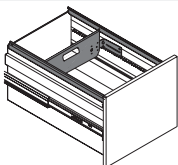
Package of 6.

Black metal.

Specification	Code	W x D x H (in)	W x D x H (mm)	Price
	VPDV-6	1/32 x 12 1/2 x 2 3/4	1 x 318 x 70	N/A
Specification note				
▶ Subdivide a box drawer in 1" (25 mm) increments front to back.				

Accessories

## Legal conversion kit for metal pedestals

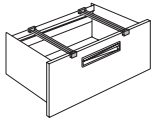


Plastic compressor and metal inner bar are included.

Black.

Specification	Code	Width (in)	Width (mm)	Price
	VPLF-KIT	12 1/2	318	N/A
Specification note				
▶ Fits on the sides of a pedestal file drawer.				

## Front-to-back hanging bars for lateral file drawers



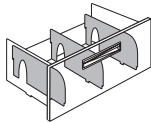
Package of 2.  
Black metal.

Specification	Code	Width (in)	Width (mm)	Price
	VFHB-2	15 3/4	400	N/A

### Specification notes

- ▶ 1 kit per lateral file drawer is needed for front-to-back filing.
- ▶ Front-to-back hanging bars may be used with any width file drawer.

## Dividers for lateral file drawers



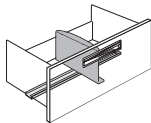
Package of 3.  
Black metal.

Specification	Code	W x D x H (in)	W x D x H (mm)	Price
	VFDV-3	1/32 x 16 1/2 x 7	1 x 419 x 178	N/A

### Specification notes

- ▶ Subdivide a lateral file drawer in 1" (25 mm) increments side to side.
- ▶ 7" (178 mm) in height.

## Compressors for lateral file drawers



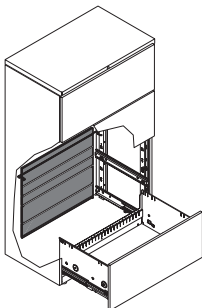
One compressor and horizontal track and screws are included.  
Black metal.

Specification	Code	W x D x H (in)	W x D x H (mm)	Price
30" (762 mm) lateral file	VLLC-30	26 1/2 x 12 x 7	673 x 300 x 178	N/A
36" (914 mm) lateral file	VLLC-36	32 1/2 x 12 x 7	823 x 300 x 178	N/A
42" (1067 mm) lateral file	VLLC-42	38 1/2 x 12 x 7	975 x 300 x 178	N/A

### Specification note

- ▶ Manually operated spring clip release for infinite drawer settings.

## Counterweights for lateral files



One counterweight and a bar are included.

Specification	Code	W x D x H (in)	W x D x H (mm)	Price
30" (762 mm) lateral file	VLCW-30	26 1/4 x 1/2 x 23 3/8	667 x 13 x 592	N/A
36" (914 mm) lateral file	VLCW-36	32 1/4 x 1/2 x 23 3/8	819 x 13 x 592	N/A
42" (1067 mm) lateral file	VLCW-42	38 1/4 x 1/2 x 23 3/8	972 x 13 x 592	N/A

### Specification notes


- ▶ Can be ordered for 3-, 4- or 5-drawer high lateral files.
- ▶ Ship separately for field installation.
- ▶ 2- drawer high lateral file ships standard with installed counterweight.

# 3 Laminate storage units

## Wardrobes



Hinges on left



Hinges on right

Specify handle and laminate color codes.

Specification	Code	W x D x H (in)	W x D x H (mm)	Price
<b>Width 18" (457 mm)</b>				
Hinges on left	VCL-1850-L	18 x 24 x 50	457 x 610 x 1264	1,630
	VCL-1856-L	18 x 24 x 56	457 x 610 x 1422	1,670
	VCL-1864-L	18 x 24 x 64	457 x 610 x 1620	1,709
Hinges on right	VCR-1850-R	18 x 24 x 50	457 x 610 x 1264	1,630
	VCR-1856-R	18 x 24 x 56	457 x 610 x 1422	1,670
	VCR-1864-R	18 x 24 x 64	457 x 610 x 1620	1,709
<b>Width 24" (610 mm)</b>				
Hinges on left	VCL-2450-L	24 x 24 x 50	610 x 610 x 1264	1,794
	VCL-2456-L	24 x 24 x 56	610 x 610 x 1422	1,834
	VCL-2464-L	24 x 24 x 64	610 x 610 x 1620	1,880
Hinges on right	VCR-2450-R	24 x 24 x 50	610 x 610 x 1264	1,794
	VCR-2456-R	24 x 24 x 56	610 x 610 x 1422	1,834
	VCR-2464-R	24 x 24 x 64	610 x 610 x 1620	1,880

### Specification notes

- ▶ Lock and handle are the same color.
- ▶ Clothes hanger bar and fixed shelf are included.

### Handle/lock colors

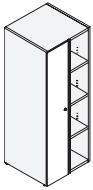
N Black  
S Silver

### Sample order

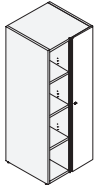
VCL- 18 50- L N, G-ACA, G-ACA

Product code | Width | Height | Hinge opening | Handle/lock color | Color code | Face color code

## Wardrobes with open bookcase



Hinges on left



Hinges on right

Specify handle and laminate color codes.

Specification	Code	W x D x H (in)	W x D x H (mm)	Price
Hinges on left	VCBE-2450-L	24 x 24 x 50	610 x 610 x 1264	2,017
	VCBE-2456-L	24 x 24 x 56	610 x 610 x 1422	2,166
	VCBE-2464-L	24 x 24 x 64	610 x 610 x 1620	2,269
Hinges on right	VBEC-2450-R	24 x 24 x 50	610 x 610 x 1264	2,017
	VBEC-2456-R	24 x 24 x 56	610 x 610 x 1422	2,166
	VBEC-2464-R	24 x 24 x 64	610 x 610 x 1620	2,269

### Specification notes

- ▶ Lock and handle are the same color.
- ▶ Clothes hanger bar and fixed shelf are included.
- ▶ Adjustable shelves; 50" H (1264 mm) 2 shelves, 56" H (1422 mm) and 64" H (1620 mm) 3 shelves.

### Handle/lock colors

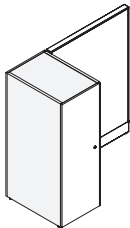
- N Black
- S Silver

### Sample order

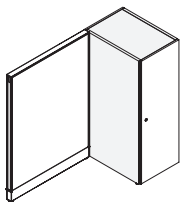
VBEC- 24 50- L N, G-ACA, G-ACA

Product code | Width | Height | Hinge opening | Handle/lock color | Color code | Face color code

## Wardrobes with lateral panel attachment bracket



Hinges on left



Hinges on right

VNW mounting hardware included.

Specify color code.

Specify support and laminate color codes for frame and front of storage unit.

Specification	Code	W x D x H (in)	W x D x H (mm)	Price
<b>Width 18" (457 mm)</b>				
Hinges on left	VPCLS-1850-L	18 X 26 X 50	457 X 661 X 1264	2,004
	VPCLS-1856-L	18 X 26 X 56	457 X 661 X 1422	2,050
	VPCLS-1864-L	18 X 26 X 64	457 X 661 X 1620	2,101
Hinges on right	VPCRS-1850-R	18 X 26 X 50	457 X 661 X 1264	2,004
	VPCRS-1856-R	18 X 26 X 56	457 X 661 X 1422	2,050
	VPCRS-1864-R	18 X 26 X 64	457 X 661 X 1620	2,101
<b>Width 24" (610 mm)</b>				
Hinges on left	VPCLS-2450-L	24 X 26 X 50	610 X 661 X 1264	2,106
	VPCLS-2456-L	24 X 26 X 56	610 X 661 X 1422	2,158
	VPCLS-2464-L	24 X 26 X 64	610 X 661 X 1620	2,214
Hinges on right	VPCRS-2450-R	24 X 26 X 50	610 X 661 X 1264	2,106
	VPCRS-2456-R	24 X 26 X 56	610 X 661 X 1422	2,158
	VPCRS-2464-R	24 X 26 X 64	610 X 661 X 1620	2,214

### Specification notes

- ▶ Wardrobe is 26" (661 mm) in depth, equal to the depth of the 24" (610 mm) surface plus the depth of the 2" (51 mm) panel.
- ▶ Allow a return panel to be replaced by a storage module.
- ▶ Mounting hardware enables a universal (left-right) installation.
- ▶ Space between surface and storage unit is 5/16" (8 mm).
- ▶ Lock and handle are the same color.
- ▶ Clothes hanger bar and fixed shelf are included.

### Handle/lock colors

- N Black
- S Silver

### Bracket colors

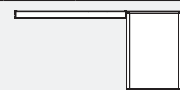
- TR-E Smoke
- TR-G Grey tone
- TR-K Charcoal
- TR-R Beige
- TR-LE Metallic silver

### Sample order

VPCLS- 18 50- L N, TR-E, G-ACA, G-ACA

Product code | Width | Height | Hinge opening | Handle/lock color | Bracket color | Color code | Face color code

### Use



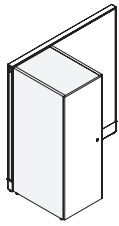
# 3 Laminate storage units

Panels

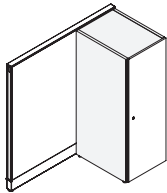
Work surfaces

Storage furniture

Accessories



Hinges on left

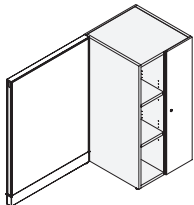


Hinges on right

Mounting hardware included.  
Specify color code.

Specify handle, support and laminate color codes for frame and front of storage unit.

Hinges on left



Hinges on right

VNW mounting hardware included.  
Specify color code.

Specify handle, support and laminate color codes for frame and front of storage unit.

## Wardrobes with back panel attachment brackets

Specification	Code	W x D x H (in)	W x D x H (mm)	Price
<b>Width 18" (457 mm)</b>				
Hinges on left	VPCLB-1850-L	18 X 24 X 50	457 X 610 X 1264	2,004
	VPCLB-1856-L	18 X 24 X 56	457 X 610 X 1422	2,050
	VPCLB-1864-L	18 X 24 X 64	457 X 610 X 1620	2,101
Hinges on right	VPCRB-1850-R	18 X 24 X 50	457 X 610 X 1264	2,004
	VPCRB-1856-R	18 X 24 X 56	457 X 610 X 1422	2,050
	VPCRB-1864-R	18 X 24 X 64	457 X 610 X 1620	2,101
<b>Width 24" (610 mm)</b>				
Hinges on left	VPCLB-2450-L	24 X 24 X 50	610 X 610 X 1264	2,106
	VPCLB-2456-L	24 X 24 X 56	610 X 610 X 1422	2,158
	VPCLB-2464-L	24 X 24 X 64	610 X 610 X 1620	2,214
Hinges on right	VPCRB-2450-R	24 X 24 X 50	610 X 610 X 1264	2,106
	VPCRB-2456-R	24 X 24 X 56	610 X 610 X 1422	2,158
	VPCRB-2464-R	24 X 24 X 64	610 X 610 X 1620	2,214

### Specification notes

- ▶ Brackets between panel and storage module are reversible, enabling a universal (left-right) installation.
- ▶ Assembly by rear allows for the replacement of a return panel.
- ▶ Lock and handle are the same color.
- ▶ Clothes hanger bar and fixed shelf are included.

Handle/lock colors	Bracket colors	Sample order	Use
N Black S Silver	TR-K Charcoal TR-R Beige TR-LE Metallic silver	VPCLB- 18 50- L N, TR-E, G-ACA, G-ACA <small>Product code   Width   Height   Hinge opening   Handle/lock color   Bracket color   Color code   Face color code</small>	

## Wardrobes/bookshelves with lateral panel attachment bracket

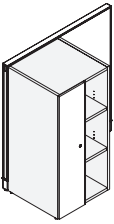
Specification	Code	W x D x H (in)	W x D x H (mm)	Price
Hinges on left	VPCBES-2450-L	24 x 26 x 50	610 x 661 x 1264	2,220
	VPCBES-2456-L	24 x 26 x 56	610 x 661 x 1422	2,385
	VPCBES-2464-L	24 x 26 x 64	610 x 661 x 1620	2,499
Hinges on right	VPBES-2450-R	24 x 26 x 50	610 x 661 x 1264	2,220
	VPBES-2456-R	24 x 26 x 56	610 x 661 x 1422	2,385
	VPBES-2464-R	24 x 26 x 64	610 x 661 x 1620	2,499

### Specification notes

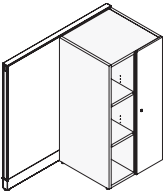
- ▶ Storage module is 26" (661 mm) in depth, equal to depth of 24" (610 mm) surface plus depth of 2" (51 mm) panel.
- ▶ Allow a return panel to be replaced by a storage module.
- ▶ Mounting hardware enables a universal (left-right) installation.
- ▶ Space between surface and storage unit is 3/16" (8 mm).
- ▶ Lock and handle are the same color.
- ▶ Clothes hanger bar and fixed shelf are included.
- ▶ Adjustable shelves; 50" H (1264 mm) 2 shelves, 56" H (1422 mm) and 64" H (1620 mm) 3 shelves.

Handle/lock colors	Bracket colors	Sample order	Use
N Black S Silver	TR-E Smoke TR-G Grey tone TR-K Charcoal TR-R Beige TR-LE Metallic silver	VPCBES- 24 50- L N, TR-E, G-ACA, G-ACA <small>Product code   Width   Height   Hinge opening   Handle/lock color   Bracket color   Color code   Face color code</small>	

## Wardrobes/bookshelves with back panel attachment brackets



Hinges on left



Hinges on right

Mounting hardware included.

Specify color code.

Specify handle, support and laminate color codes for frame and front of storage unit.

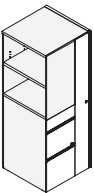
Specification	Code	W x D x H (in)	W x D x H (mm)	Price
Hinges on left	VPCBEB-2450-L	24 x 24 X 50	610 X 610 X 1264	2,220
	VPCBEB-2456-L	24 x 24 X 56	610 X 610 X 1422	2,385
	VPCBEB-2464-L	24 x 24 X 64	610 X 610 X 1620	2,499
Hinges on right	VPBECB-2450-R	24 x 24 X 50	610 X 610 X 1264	2,220
	VPBECB-2456-R	24 x 24 X 56	610 X 610 X 1422	2,385
	VPBECB-2464-R	24 x 24 X 64	610 X 610 X 1620	2,499

### Specification notes

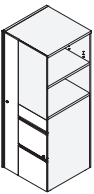
- ▶ Brackets between panel and storage module are reversible, enabling a universal (left-right) installation.
- ▶ Back assembly allows for the replacement of a return panel.
- ▶ Lock and handle are the same color.
- ▶ Clothes hanger bar and fixed shelf are included.
- ▶ Adjustable shelves; 50" H (1264 mm) 2 shelves, 56" H (1422 mm) and 64" H (1620 mm) 3 shelves, 68" H (1721 mm).

Handle/lock colors	Bracket colors	Sample order	Use
N Black S Silver	TR-K Charcoal TR-R Beige TR-LE Metallic silver	VPCBEB- 24 50- L N, TR-E, G-ACA, G-ACA	
		Product code   Width   Height   Hinge opening   Handle/lock color   Bracket color   Color code   Face color code	

## Personal storage towers with open bookcase



Open bookcase on left



Open bookcase on right

Specify handle and laminate color codes.

Specification	Code	W x D x H (in)	W x D x H (mm)	Price
Open bookcase on left	VPB-2450-L	24 x 24 x 50	610 x 610 x 1264	2,071
	VPB-2456-L	24 x 24 x 56	610 x 610 x 1422	2,190
	VPB-2464-L	24 x 24 x 64	610 x 610 x 1620	2,311
Open bookcase on right	VPB-2450-R	24 x 24 x 50	610 x 610 x 1264	2,071
	VPB-2456-R	24 x 24 x 56	610 x 610 x 1422	2,190
	VPB-2464-R	24 x 24 x 64	610 x 610 x 1620	2,311

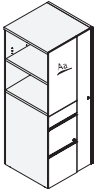
### Specification notes

- ▶ Lock and handle are the same color.
- ▶ Locks on door and drawers.
- ▶ Include suspension bar (left-right), letter and legal format.
- ▶ Pencil tray is included in box drawer.
- ▶ Clothes hanger bar and fixed shelf are included.
- ▶ Adjustable shelf on 56" (1422 mm) and 64" (1620 mm) high models.

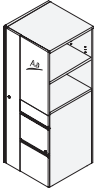
Handle/lock colors	Sample order
N Black S Silver	VPB- 24 50- R N, G-ACA, G-GAN
	Product code   Width   Height   Open bookcase   Handle/lock color   Color code   Face color code

# 3 Laminate storage units

## Personal storage towers with open bookcase and whiteboard



Open bookcase on left



Open bookcase on right

Specify handle and laminate color codes.

Specification	Code	W x D x H (in)	W x D x H (mm)	Price
Open bookcase on left	VPBW-2450-L	24 x 24 x 50	610 x 610 x 1264	2,130
	VPBW-2456-L	24 x 24 x 56	610 x 610 x 1422	2,250
	VPBW-2464-L	24 x 24 x 64	610 x 610 x 1620	2,372
Open bookcase on right	VPBW-2450-R	24 x 24 x 50	610 x 610 x 1264	2,130
	VPBW-2456-R	24 x 24 x 56	610 x 610 x 1422	2,250
	VPBW-2464-R	24 x 24 x 64	610 x 610 x 1620	2,372

### Specification notes

- ▶ Non-magnetic whiteboard.
- ▶ Lock and handle are the same color.
- ▶ Locks on door and drawers.
- ▶ Include suspension bar (left-right), letter and legal format.
- ▶ Pencil tray is included in box drawer.
- ▶ Clothes hanger bar and fixed shelf are included.
- ▶ Adjustable shelf on 56" (1422 mm) and 64" (1620 mm) high models.

### Handle/lock colors

N Black  
S Silver

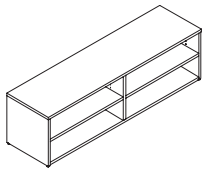
### Sample order

VPBW- 24 50- R N, G-ACA, G-GAN

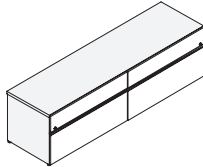
Product code    Width    Height    Open bookcase    Handle/lock color    Color code    Face color code



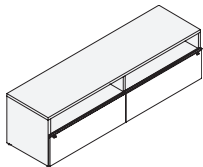
## Low storage units



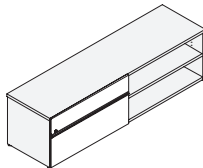
Open bookcase



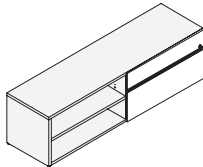
2 box/2 file drawers



2 pigeonholes/2 file drawers



Box/file drawers on left, open bookcase on right



Open bookcase on left, box/file drawers on right

Specify handle and laminate color codes.

Specification	Code	W x D x H (in)	W x D x H (mm)	Price	
				Thermofused laminate	High pressure laminate
Open bookcase	VBEBE-204720	47 1/4 x 19 5/16 x 20	1200 x 488 x 513	1,203	1,325
	VBEBE-205920	59 1/16 x 19 5/16 x 20	1500 x 488 x 513	1,301	1,421
	VBEBE-207120	70 7/8 x 19 5/16 x 20	1800 x 488 x 513	1,397	1,517
2 box/2 file drawers	VULUL-204720	47 1/4 x 20 x 20	1200 x 508 x 513	2,769	2,901
	VULUL-205920	59 1/16 x 20 x 20	1500 x 508 x 513	2,901	3,033
	VULUL-207120	70 7/8 x 20 x 20	1800 x 508 x 513	3,033	3,167
2 pigeonholes/2 file drawers	VSLF-204720	47 1/4 x 20 x 20	1200 x 508 x 513	2,214	2,348
	VSLF-205920	59 1/16 x 20 x 20	1500 x 508 x 513	2,335	2,468
	VSLF-207120	70 7/8 x 20 x 20	1800 x 508 x 513	2,455	2,588
1 box/1 file drawer on left, open on right	VULBE-204720	47 1/4 x 20 x 20	1200 x 508 x 513	1,722	1,853
	VULBE-205920	59 1/16 x 20 x 20	1500 x 508 x 513	1,751	1,884
	VULBE-207120	70 7/8 x 20 x 20	1800 x 508 x 513	1,836	1,968
1 box/1 file drawer on right, open on left	VBEUL-204720	47 1/4 x 20 x 20	1200 x 508 x 513	1,722	1,853
	VBEUL-205920	59 1/16 x 20 x 20	1500 x 508 x 513	1,751	1,884
	VBEUL-207120	70 7/8 x 20 x 20	1800 x 508 x 513	1,836	1,968

### Specification notes

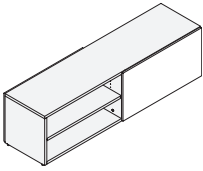
- Available in thermofused or high pressure laminate.
- Lock and handle are the same color.
- Include suspension bar (left-right), letter and legal format.
- Pencil tray is included in utility drawer.
- The open low storage unit (VBEBE) includes 2 adjustable shelves.
- The combined open low storage units (VULBE and VBEUL) include 1 adjustable shelf.
- Can accommodate 1 or 2 cushions (see page 109).
- Cannot be installed directly beneath a cantilever bracket.

Finish options	Handle/lock colors	Sample order
1 Thermofused laminate	N Black	VBEBE- 20 47 20, 1 N, G-ACA, G-GAN
2 High pressure laminate	S Silver	
		Product code: 20 (Depth), 47 (Width), 20 (Height) Finish code: 1 Handle/lock color: N Face color code: G-ACA, G-GAN Color code:

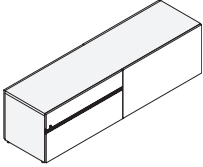
# 3 Laminate storage units

## Shared low storage units

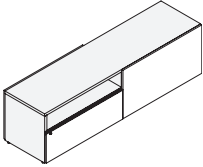
Panels



Shared open bookcase



Shared 2 box/2 file drawers



Shared 2 pigeonholes/  
2 file drawers

Work surfaces

Specify handle and laminate color codes.

Storage furniture

Accessories

Specification	Code	W x D x H (in)	W x D x H (mm)	Price	
				Thermofused laminate	High pressure laminate
Open bookcase	VDBEBE-204720	47 1/4 x 20 x 20	1200 x 508 x 513	1,238	1,358
	VDBEBE-205920	59 1/16 x 20 x 20	1500 x 508 x 513	1,335	1,453
	VDBEBE-207120	70 7/8 x 20 x 20	1800 x 508 x 513	1,430	1,551
2 box/2 file drawers	VDULUL-204720	47 1/4 x 20 x 20	1200 x 508 x 513	2,806	2,936
	VDULUL-205920	59 1/16 x 20 x 20	1500 x 508 x 513	2,936	3,066
	VDULUL-207120	70 7/8 x 20 x 20	1800 x 508 x 513	3,066	3,203
2 pigeonholes/2 file drawers	VDSLFL-204720	47 1/4 x 20 x 20	1200 x 508 x 513	2,248	2,385
	VDSLFL-205920	59 1/16 x 20 x 20	1500 x 508 x 513	2,368	2,504
	VDSLFL-207120	70 7/8 x 20 x 20	1800 x 508 x 513	2,487	2,623

### Specification notes

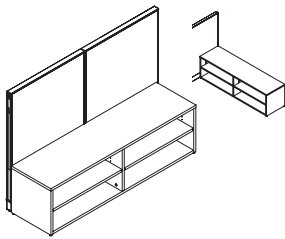
- Available in thermofused or high pressure laminate.
- Cannot be installed directly beneath a cantilever bracket.
- Lock and handle are the same color.
- Include suspension bar (left-right), letter and legal format.
- Pencil tray is included in utility drawer.
- The open storage units (VDBEBE) include 2 adjustable shelves.
- Can accommodate 1 or 2 cushions (see page 109).

Finish options		Handle/lock colors		Sample order
1	Thermofused laminate	N	Black	VDBEBE- 20 47 20, 1 N, G-ACA, G-GAN
2	High pressure laminate	S	Silver	

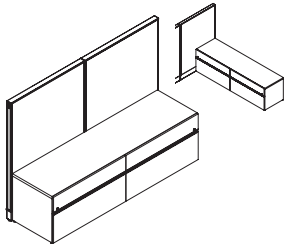
Product code
Depth
Height
Width
Finish code
Handle/lock color
Color code

Face color code

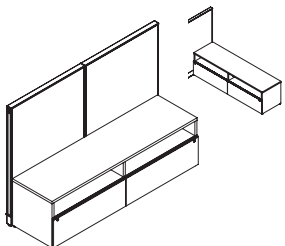
## Low storage units with panel attachment brackets



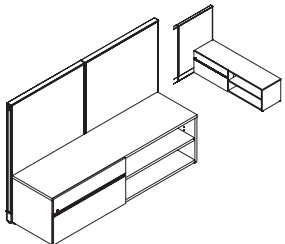
Low open bookcase unit



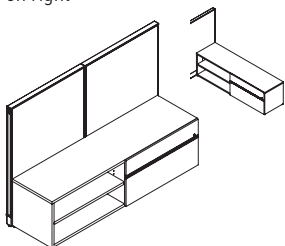
Low storage unit with 2 box/  
2 file drawers



Low storage unit with  
2 pigeonholes/2 file drawers



Low storage unit with box/file  
drawers on left, open bookcase  
on right



Low storage unit with  
open bookcase on left,  
box/file drawers on right

Mounting hardware included.

Specify panel mounting  
configuration: rear (-2B)  
or side (-2S).

Specify support and laminate  
color codes for frame and front  
of storage unit.

Specification	Code	W x D x H (in)	W x D x H (mm)	Price	
				Thermofused laminate	High pressure laminate
Open bookcase	VPBEBE-204720	47 1/4 x 19 5/16 x 20	1200 x 488 x 513	13,86	1,523
	VPBEBE-205920	59 1/16 x 19 5/16 x 20	1500 x 488 x 513	1,494	1,636
	VPBEBE-207120	70 7/8 x 19 5/16 x 20	1800 x 488 x 513	1,608	1,743
2 box/2 file drawers	VPULUL-204720	47 1/4 x 20 x 20	1200 x 508 x 513	3,186	3,339
	VPULUL-205920	59 1/16 x 20 x 20	1500 x 508 x 513	3,339	3,487
	VPULUL-207120	70 7/8 x 20 x 20	1800 x 508 x 513	3,487	3,639
2 pigeonholes/2 file drawers	VPSLFF-204720	47 1/4 x 20 x 20	1200 x 508 x 513	2,549	2,697
	VPSLFF-205920	59 1/16 x 20 x 20	1500 x 508 x 513	2,686	2,839
	VPSLFF-207120	70 7/8 x 20 x 20	1800 x 508 x 513	2,821	2,976
1 box/1 file drawer on left, open on right	VPULBE-204720	47 1/4 x 20 x 20	1200 x 508 x 513	1,982	2,129
	VPULBE-205920	59 1/16 x 20 x 20	1500 x 508 x 513	2,016	2,168
	VPULBE-207120	70 7/8 x 20 x 20	1800 x 508 x 513	2,112	2,266
1 box/1 file drawer on right, open on left	VPBEUL-204720	47 1/4 x 20 x 20	1200 x 508 x 513	1,982	2,129
	VPBEUL-205920	59 1/16 x 20 x 20	1500 x 508 x 513	2,016	2,168
	VPBEUL-207120	70 7/8 x 20 x 20	1800 x 508 x 513	2,112	2,266

### Specification notes

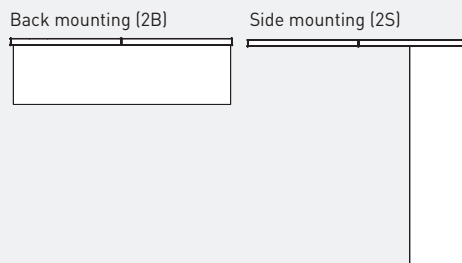
- Supports between storage module and panel are reversible, enabling a universal (left-right) installation.
- Available in thermofused or high pressure laminate.
- Cannot be installed directly beneath a cantilever bracket.
- Lock and handle are the same color.
- Include suspension bar (left-right), letter and legal format.
- Pencil tray is included in utility drawer.
- Open storage units (VPBEBE) include 2 adjustable shelves.
- The combined open storage units (VPULBE et VPBEUL) include 1 adjustable shelf.
- Can accommodate 1 or 2 cushions (see page 109).

Finish options		Handle/lock colors		Bracket colors		Sample order
1	Thermofused laminate	N	Black	TR-K	Charcoal	VPBEBE- 20 47 20, -2B 1 N, TR-K G-ACA, G-GAN
		S	Silver	TR-R	Beige	
2	High pressure laminate			TR-LE	Metallic silver	

Product code: VPBEBE- 20 47 20, -2B 1 N, TR-K G-ACA, G-GAN  
 Depth: 20, Width: 47, Height: 20, Choice of mounting: -2B, Finish code: 1, Handle/lock color: N, Bracket color: TR-K, Color code: G-ACA, G-GAN

**Bracket choice**  
 2B Back support  
 2S Side support

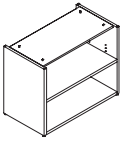
### Use



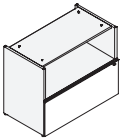
# 3 Laminate storage units

Panels

## Fixed low storage units



Open bookcase



Pigeonhole/file drawer

Specify handle and laminate color codes.

Specification	Code	W x D x H (in)	W x D x H (mm)	Price
Open bookcase	VBEL-202928	29 7/16 x 19 5/16 x 28	748 x 488 x 711	855
	VBEL-203528	35 3/8 x 19 5/16 x 28	898 x 488 x 711	921
Pigeonhole/file drawer	VSLFL-202928	29 7/16 x 20 x 28	748 x 508 x 711	1,529
	VSLFL-203528	35 3/8 x 20 x 28	898 x 508 x 711	1,589

### Specification notes

- ▶ VSLFL storage modules include a lock in the same color as the handle as well as filing bars (left-right), in letter or legal format.
- ▶ Open low storage modules (VBEL) include 1 adjustable shelf.
- ▶ Fixed storage units must be attached under a work surface equal to or deeper than 20" (508 mm).

### Handle/lock colors

N Black  
S Silver

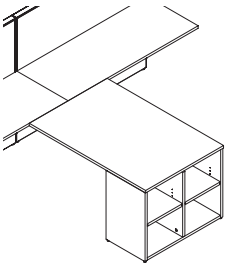
### Sample order

VBEL- 20 29 28, N G-ACA, G-GAN

Product code | Depth | Width | Height | Handle/lock color | Color code | Face color code

Work surfaces

## Open bookcases for conference surface support



Specify laminate color code.

Specification	Code	W x D x H (in)	W x D x H (mm)	Price
Open bookcase	VCBEL-182428	24 X 18 X 28	607 X 457 X 711	931
	VCBEL-183028	30 X 18 X 28	759 X 457 X 711	983
	VCBEL-183628	36 X 18 X 28	911 X 457 X 711	1,096

### Specification notes

- ▶ Include 2 adjustable shelves.
- ▶ Must be mounted beneath a conference end surface (VURC) of equivalent width.

### Sample order

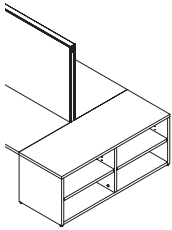
VCBEL- 18 24 28, G-ACA

Product code | Depth | Width | Height | Color code

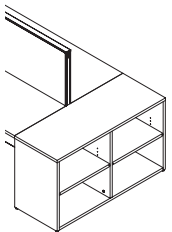
Storage furniture

Accessories

## Extension bookcases



Extension for surfaces or low storage modules



Extension for work surfaces

Flat plates and screws included.

Specify laminate color code.

Specification	Code	W x D x H (in)	W x D x H (mm)	Price	
				Thermofused laminate	High pressure laminate
Open bookcase	VBEBEE-204220	42 X 20 X 20	1066 X 500 X 513	1,181	1,329
Height 20"	VBEBEE-205020	50 X 20 X 20	1269 X 500 X 513	1,238	1,391
	VBEBEE-206220	62 X 20 X 20	1574 X 500 X 513	1,482	1,738
Open bookcase	VBEBEE-204229	42 X 20 X 29	1066 X 500 X 735	1,323	1,476
Height 29"	VBEBEE-205029	50 X 20 X 29	1269 X 500 X 735	1,386	1,551
	VBEBEE-206229	62 X 20 X 29	1574 X 500 X 735	1,664	1,926

### Specification notes

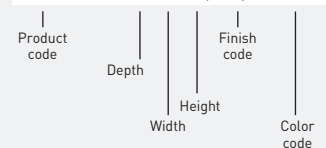
- ▶ Include 2 adjustable shelves.
- ▶ Storage modules 20" (508 mm) in height are installed at the junction of two back-to-back low storage units or low surfaces, back to back, with a 2" (51 mm) panel inserted between the two surfaces.
- ▶ Storage modules 29" (735 mm) in height are installed at the junction of two back-to-back surfaces, with a 2" (51 mm) panel inserted between the two surfaces.

### Finish options

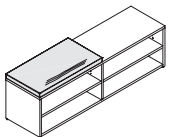
- 1 Thermofused laminate
- 2 High pressure laminate

### Sample order

VBEBEE- 20 42 20, 1, G-ACA



## Cushions for low storage units



Specify upholstery color code. See grades 1 through 3 from the current United Chair and Arold upholstery selection.

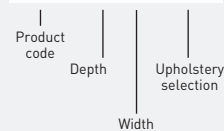
Specification	Code	W x D x H (in)	W x D x H (mm)	Price
Recommended for modules 47" W (1200 mm)	VCU-2023	23 5/8 x 19 5/16 x 2	600 x 490 x 50	572
Recommended for modules 59" W (1500 mm)	VCU-2029	29 1/2 x 19 5/16 x 2	750 x 490 x 50	590
Recommended for modules 71" W (1800 mm)	VCU-2035	35 7/16 x 19 5/16 x 2	900 x 490 x 50	607

### Specification notes

- ▶ These prices are applicable for United Chair Grade 1 fabrics. For other grades, add: Grade 2: 10%; Grade 3: 15%.
- ▶ Velcro fastener included.
- ▶ For use on a 20" high (508 mm) low storage unit. See pages 105 to 107.
- ▶ Low storage units may accommodate up to 2 cushions.

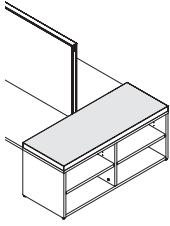
### Sample order

VCU- 20 29, AE10



# 3 Laminate storage units

Panels



Specify upholstery color code. See grades 1 through 3 from the current United Chair and Arold upholstery selection.

Work surfaces

## Cushions for extension bookcases

Specification	Code	W x D x H (in)	W x D x H (mm)	Price
Recommended for modules 42" W (1066 mm)	VCUE-2042	42 X 20 X 2	1066 X 500 X 50	683
Recommended for modules 50" W (1269 mm)	VCUE-2050	50 X 20 X 2	1269 X 500 X 50	737
Recommended for modules 62" W (1574 mm)	VCUE-2062	62 X 20 X 2	1574 X 500 X 50	890

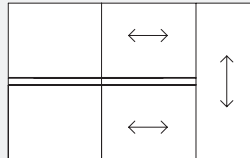
### Specification notes

- ▶ The direction of the fabric differs from that on cushions for low storage units. Please take into account when choosing upholstery.
- ▶ These prices are applicable for United Chair Grade 1 fabrics. For other grades, add: Grade 2: 10%; Grade3: 15%.
- ▶ Hook-and-loop fastener included.
- ▶ For use on a 20" (508 mm) high extension bookcase. (VBEBEE)

### Sample order

VCUE- 20 42, AE10  
 Product code | Depth | Upholstery selection  
 Width

### Use



Storage furniture

Accessories

## Accessory rails for panels



Metal. Pre-assembled mounting hardware is included.

Specify color code.

Specification	Code	W x D x H (in)	W x D x H (mm)	Price
	VLGC-RA24P	23 x ¾ x 4	584 x 19 x 100	186
	VLGC-RA30P	29 x ¾ x 4	736 x 19 x 100	219
	VLGC-RA36P	35 x ¾ x 4	889 x 19 x 100	249
	VLGC-RA42P	41 x ¾ x 4	1041 x 19 x 100	277
	VLGC-RA48P	47 x ¾ x 4	1194 x 19 x 100	305
	VLGC-RA54P	53 x ¾ x 4	1346 x 19 x 100	348
	VLGC-RA60P	59 x ¾ x 4	1499 x 19 x 100	377

### Specification note

► To be installed on panel side rail trim allowing the install of accessories.

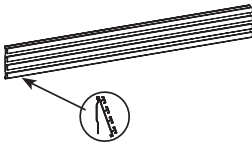
### Trim/metal colors

TR-K Charcoal  
TR-R Beige  
TR-LE Metallic silver

### Sample order

VLGC- RA24 P TR-R  
Product code | Panel width | Trim/metal color  
Rail for panel

## Accessory rails for walls



Metal. Mounting hardware is included and must be field installed.

Specify color code.

Specification	Code	W x D x H (in)	W x D x H (mm)	Price
	VLGC-RA24M	23 x ¾ x 4	584 x 19 x 100	224
	VLGC-RA30M	29 x ¾ x 4	736 x 19 x 100	233
	VLGC-RA36M	35 x ¾ x 4	889 x 19 x 100	240
	VLGC-RA42M	41 x ¾ x 4	1041 x 19 x 100	249
	VLGC-RA48M	47 x ¾ x 4	1194 x 19 x 100	257
	VLGC-RA54M	53 x ¾ x 4	1346 x 19 x 100	265
	VLGC-RA60M	59 x ¾ x 4	1499 x 19 x 100	275

### Specification note

► To be installed on a wall, allowing the install of accessories.

### Trim/metal colors

TR-K Charcoal  
TR-R Beige  
TR-LE Metallic silver

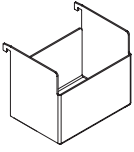
### Sample order

VLGC- RA24 M TR-R  
Product code | Rail for wall | Trim/metal color  
Panel width

# 4 Accessories

Panels

## Markers tray for rails



Metal.  
Specify color code.

Specification	Code	W x D x H (in)	W x D x H (mm)	Price
	VLGC-VPTR	4 X 3 X 3 3/8	100 x 68 x 85	108

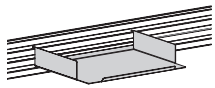
### Specification notes

- Compatible with all Lacasse accessory rails.
- Trim/metal colors

Trim/metal colors	Sample order
TR-K Charcoal	VLGC VPTR TR-R
TR-R Beige	
TR-LE Metallic silver	Product Marker tray Trim/ code for rail metal color

Work surfaces

## Horizontal paper trays



Metal.  
Specify color code.

Specification	Code	W x D x H (in)	W x D x H (mm)	Price
Letter size	VLGC-RPT11	12 x 10 x 2	305 x 251 x 50	126
Legal size	VLGC-RPT14	15 x 10 x 2	375 x 251 x 50	142

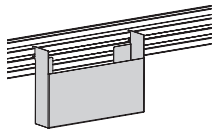
### Specification note

- Compatible with all Lacasse accessory rails.

Trim/metal colors	Sample order
TR-K Charcoal	VLGC- RPT11 TR-R
TR-R Beige	
TR-LE Metallic silver	Product Horizontal Trim/ code letter size metal color

Storage furniture

## Vertical paper tray



Metal.  
Specify color code.

Specification	Code	W x D x H (in)	W x D x H (mm)	Price
Letter size	VLGC-RVPT11	12 x 2 3/4 x 8	300 x 70 x 203	159

### Specification note

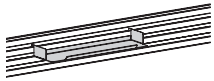
- Compatible with all Lacasse accessory rails.

Trim/metal colors	Sample order
TR-K Charcoal	VLGC- RVPT11 TR-R
TR-R Beige	
TR-LE Metallic silver	Product Vertical Trim/ code letter size metal color

Accessories



## Accessory trays



Metal.  
Specify color code.

Specification	Code	W x D x H (in)	W x D x H (mm)	Price
	VLGC-RAS12	12 x 1 1/4 x 3 7/8	305 x 30 x 96	111
	VLGC-RAS20	20 x 1 1/4 x 3 7/8	505 x 30 x 96	134

### Specification note

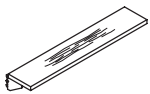
- Compatible with all Lacasse accessory rails.

### Trim/metal colors

### Sample order

TR-K Charcoal	VLGC- RAS12 TR-R	Product code	Accessory tray	Trim/metal color
TR-R Beige				
TR-LE Metallic silver				

## Shelves



Mounting hardware included.

Specify support and finish color codes.

Specification	Code	W x D x H (in)	W x D x H (mm)	Price	
				Thermofused laminate	High pressure laminate
	VSH-0724	24 x 7 x 1	610 x 177 x 25	226	253
	VSH-0730	30 x 7 x 1	762 x 177 x 25	231	265
	VSH-0736	36 x 7 x 1	914 x 177 x 25	237	277

### Specification notes

- Mount onto panel side rails.
- Available in thermofused laminate or high pressure laminate.
- Field assembly required.

### Finish codes

### Trim/metal colors

### Sample order

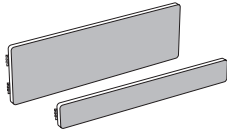
1 Thermofused laminate	TR-K Charcoal TR-R Beige TR-LE Metallic silver	Product code	Height	Width	Finish code	Bracket color	Color code
2 High pressure laminate							

VSH- 07 24- 1, TR-K G-ACA

# 4 Accessories

Panels

## Tackboards



Panel mounting brackets are included.

Specify color code; refer to current Nvision fabric cards.

Specification	Code	W x D x H (in)	W x D x H (mm)	Price
Tackboard height 5" (127 mm)	VTB-0524	24 x 1 x 5	610 x 25 x 127	107
	VTB-0530	30 x 1 x 5	762 x 25 x 127	111
	VTB-0536	36 x 1 x 5	914 x 25 x 127	116
	VTB-0542	42 x 1 x 5	1067 x 25 x 127	120
	VTB-0548	48 x 1 x 5	1219 x 25 x 127	125
	VTB-0554	54 x 1 x 5	1372 x 25 x 127	129
Tackboard height 16" (406 mm)	VTB-1624	24 x 1 x 16	610 x 25 x 406	135
	VTB-1630	30 x 1 x 16	762 x 25 x 406	141
	VTB-1636	36 x 1 x 16	914 x 25 x 406	145
	VTB-1642	42 x 1 x 16	1067 x 25 x 406	153
	VTB-1648	48 x 1 x 16	1219 x 25 x 406	159
	VTB-1654	54 x 1 x 16	1372 x 25 x 406	164
VTB-1660	60 x 1 x 16	1524 x 25 x 406	166	

### Specification notes

- ▶ Mount onto panel side rails.
- ▶ For wall mount, order the wall track separately (see page 80).

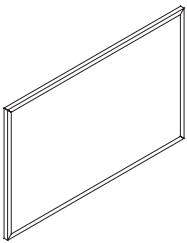
### Sample order

VTB- 05 30, 5M-1

Product code | Width | Height | Fabric color

Work surfaces

## Magnetic whiteboards



White porcelain surface to be used with dry-erase markers. Silver anodized aluminum frame.

Panel mounting hardware included.

Specification	Code	W x D x H (in)	W x D x H (mm)	Price
	VMWB-2330	30 x 1/2 x 23	762 x 13 x 584	352
	VMWB-2336	36 x 1/2 x 23	914 x 13 x 584	370
	VMWB-2342	42 x 1/2 x 23	1067 x 13 x 584	460
	VMWB-2348	48 x 1/2 x 23	1219 x 13 x 584	471
	VMWB-2354	54 x 1/2 x 23	1372 x 13 x 584	692
	VMWB-2360	60 x 1/2 x 23	1524 x 13 x 584	705

### Specification notes

- ▶ No marker tray included.
- ▶ Field assembly required.

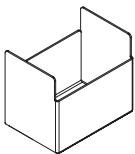
### Sample order

VMWB 23 30

Product code | Width | Height

Storage furniture

## Magnetic markers tray



Metal.

Specify color code.

Specification	Code	W x D x H (in)	W x D x H (mm)	Price
	VLGC-VPTM	4 x 3 x 3 3/8	100 x 68 x 85	137

### Specification note

- ▶ Compatible with magnetic whiteboards. Magnets included.

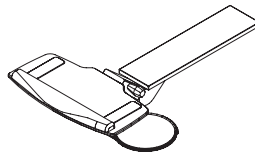
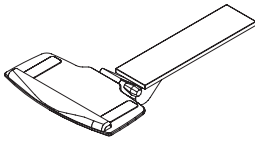
### Trim/metal colors

### Sample order

TR-K Charcoal | VLGC VPTM TRR  
 TR-R Beige | |  
 TR-LE Metallic silver | Product code | Magnetic marker tray | Trim/metal color

Accessories

## Articulated dial-tilt keyboard trays



One dial-tilt arm with track, keyboard tray and removable palm rest are included.

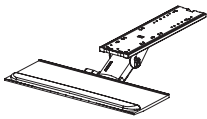
Tray in textured black. Black palm rest.

Specification	Code	W x D x H (in)	W x D x H (mm)	Price
Dial tilt and positive tilt-lock	VAKW-21	21 x 11 x 4	533 x 279 x 102	427
Dial tilt and positive tilt-lock with mouse tray	VAKW-21-M	28 x 11 x 4	711 x 279 x 102	456

### Specification notes

- ▶ Adjustable 2 1/2" (64 mm) above work surface and 6" (155 mm) beneath it; fit all Nvision surfaces.
- ▶ Recommended for corner work surface applications.
- ▶ Positive-tilt lock allows 15-degree tilt adjustment (-15°/ +0°).
- ▶ Rotate 360°.
- ▶ 21" (533 mm) track allows keyboard tray to be fully retracted under all work surfaces.
- ▶ Include gauges that show tilt and height adjustments.
- ▶ Patented dial-tilt adjustment of keyboard tray as knob is turned.
- ▶ Patented spring-assisted Lift-n-Lock™ counterbalancing system.
- ▶ For the VAKW-21-M, mouse pad can be installed on right- or left-hand applications.

## Articulated retractable arm



Black.

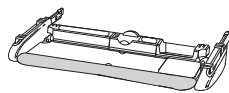
Can accommodate a keyboard and mouse.

Specification	Code	W x D x H (in)	W x D x H (mm)	Price
	VLGC-GBAKD26	26 x 10 x 1/2	650 x 250 x 13	568

### Specification notes

- ▶ Slides along runners.
- ▶ Length of mounting plate: 17" (432 mm).
- ▶ Fits underneath surfaces 20" (505 mm) or greater in depth.
- ▶ 5 1/2" (140 mm) adjustable arm.
- ▶ Tray made of 100% post-consumer recycled materials.
- ▶ Retracts, swivels and tilts.
- ▶ 8 1/2" (216 mm) height adjustment.

## Keyboard/storage drawer



Mounting hardware and wrist pad are included.

Black plastic.

Non-locking.

Specification	Code	W x D x H (in)	W x D x H (mm)	Price
	VOAK-1	29 5/8 x 19 7/8 x 4 1/4	752 x 505 x 108	760

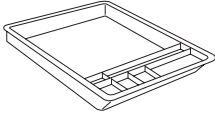
### Specification notes

- ▶ Mounts separately under a work surface.
- ▶ Slide travel is 11" (279 mm).
- ▶ Molded organizer specially designed to store a keyboard, hold pens, CDs, etc.
- ▶ Tray tilts 0°, -3°, -7°.

# 4 Accessories

Panels

## Storage drawer



Mounting hardware and rail are included.

Black plastic.

Non-locking.

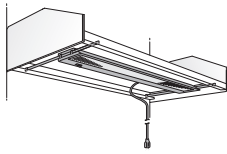
Specification	Code	W x D x H (in)	W x D x H (mm)	Price
	VAD-18	18 x 19 x 1 3/8	457 x 483 x 41	74

### Specification note

- Mounts under work surface.

Work surfaces

## Overhead storage tasklights/electronic ballast



Black metal case. Attachment brackets, 6' (1829 mm) power cord and T-8 fluorescent bulb are included.


Specification	Code	W x D x H (in)	W x D x H (mm)	Price
	VLT-24P	19 1/2 x 4 1/4 x 1 3/8	495 x 108 x 35	130
	VLT-30P	26 x 4 1/4 x 1 3/8	660 x 108 x 35	145
	VLT-42P	37 1/4 x 4 1/4 x 1 3/8	946 x 108 x 35	162
Chicago application	VLT-24PC	19 1/2 x 4 1/4 x 1 3/8	495 x 108 x 35	183
	VLT-30PC	26 x 4 1/4 x 1 3/8	660 x 108 x 35	204
	VLT-42PC	37 1/4 x 4 1/4 x 1 3/8	946 x 108 x 35	226

### Specification notes

- Electronic ballast.
- Energy efficient.
- 6' (1829 mm) cord is factory installed on right-hand side.
- For use with 120-volt, 60-hertz electrical systems only.
- Relocating power cord available on VLT-42P and VLT-42PC.
- Chicago application tasklights include a 3-amp plug resettable circuit breaker.

Storage furniture

## Overhead storage tasklights/LED



Attachment brackets (magnetic or wood screws) are included.

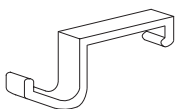
Spécification	Code	W x D x H (in)	W x D x H (mm)	Price
24 LED, 6.6W	VLGC-LED17	16 3/8 x 2 x 3/4	417 x 50 x 18	427
48 LED, 14.8W	VLGC-LED31	30 1/16 x 2 x 3/4	465 x 50 x 18	537
72 LED, 21.8W	VLGC-LED44	43 7/16 x 2 x 3/4	1110 x 50 x 18	987

### Specification notes

- Clear anodized aluminum frame.
- Black cord included: 9' (2743 mm) with LED17 model and 12' (3658 mm) with LED31 and LED44 models.
- ETL certified (equivalent to UL/CASA). 89% recyclable (based on weight). Aluminum frame 100% recyclable.
- Integrated power switch and dimmer. Most recent setting automatically saved.
- Auto shut-off after 10 hours.
- 3500K, 84 CRI.

Accessories

## All-purpose hooks



Metal. Package of 8.

Specify color code.

Specification	Code	W x D x H (in)	W x D x H (mm)	Price
	VPH-8	1/2 x 3 1/16 x 1	13 x 78 x 25	87

### Specification note

- Snaps over panel top cap.

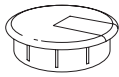
### Trim/metal colors

- TR-E Smoke
- TR-G Grey tone
- TR-K Charcoal
- TR-R Beige
- TR-LE Metallic silver

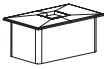
### Sample order

VPH-8 TR-K  
 | |  
 Product Trim/  
 code metal color

## Work surface grommets



Plastic black.



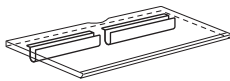
Plastic; metallic silver.

Specification	Code	W x D x H (in)	W x D x H (mm)	Price
Round	VLGC-GR1	2 3/4 Ø x 1	70 Ø x 25	35
Rectangular	VLGC-GS1	1 3/4 x 2 3/32 x 1	45 x 55 x 25	40

### Specification note

- Field installation required when additional grommets are needed on an existing work surface.

## Horizontal wire channels



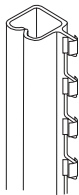
Package of 10. Black plastic. Comes in lengths of 15" [381 mm].

Specification	Code	W x D x H (in)	W x D x H (mm)	Price
	VHCM-15	15 x 3 x 3	381 x 76 x 76	72

### Specification notes

- Field installation required.
- 2" W x 3" H (51 mm x 76 mm) of space available in wire channel.

## Vertical wire channel



Plastic. Comes in lengths of 72" (1829 mm).

Specify color code.

Specification	Code	W x D x H (in)	W x D x H (mm)	Price
	VCAV-1	1 x 1 x 72	25 x 25 x 1829	37

### Specification notes

- Routes wires vertically by attaching to the panel side rails.
- Field cut to desired length.
- Not available in TR-LE Metallic silver. We recommend using TR-E colored channels instead.

### Trim/metal colors

### Sample order

- TR-E Smoke
- TR-G Grey tone
- TR-K Charcoal
- TR-R Beige

VCAV-1, TR-K

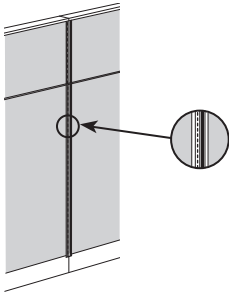
Product code

Trim/metal color

# 4 Accessories

Panels

## Side rail keyhole concealers



Plastic. Comes in lengths of 58 3/4" (1491 mm).

Specify color code.

Specification	Code	W x D x H (in)	W x D x H (mm)	Price
1 kit of 25 keyhole concealers	VSRK-KIT25TRR	3/16 x 5/16 x 58 3/4	5 x 8 x 1491	546
1 kit of 25 keyhole concealers	VSRK-KIT25TRK	3/16 x 5/16 x 58 3/4	5 x 8 x 1491	546
1 kit of 25 keyhole concealers	VSRK-KIT25TRLE	3/16 x 5/16 x 58 3/4	5 x 8 x 1491	573
1 kit of 100 keyhole concealers	VSRK-KIT100TRR	3/16 x 5/16 x 58 3/4	5 x 8 x 1491	1,939
1 kit of 100 keyhole concealers	VSRK-KIT100TRK	3/16 x 5/16 x 58 3/4	5 x 8 x 1491	1,939
1 kit of 100 keyhole concealers	VSRK-KIT100TRLE	3/16 x 5/16 x 58 3/4	5 x 8 x 1491	2,038

### Specification notes

- ▶ Hide side rail keyholes.
- ▶ Each rail covers one side of a 64"H (1620 mm) panel.
- ▶ Not available in TRG (grey tone) and TRE (smoke).

### Trim/metal colors

TR-K Charcoal  
TR-R Beige  
TR-LE Metallic silver

### Sample order

VSRK- KIT25 TRR  
 |  
 Product code | Trim/  
 | | metal color  
 |  
 Quantity

Work surfaces

## Locking program



Lock numbers for keyed alike orders will be assigned by the manufacturer.

Lock numbers won't be repeated unless more than 100 lock sets are required per order.

Specification	Code	Application	Price
Master key	VMK-01	To open any lock number.	21
Control key	VCK-01	Tool to change lock plugs.	21
Lock plug (1) and keys (2) – Random	VLCK-KIT-R, LR-BL	Numbers are attributed in random fashion, from 101 through 200.	35
Lock plug (1) and keys (2) – Specific	VLCK-KIT-S, KY-___	To do key alike, specify quantity required per office stations. Key numbers are determined by the manufacturer only.	35

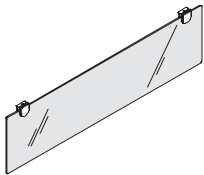
### Sample order

VLCK-KIT- S, KY- 101  
 |  
 Product code | Key |  
 | Specific | Specific key #

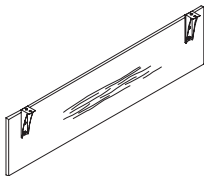
Storage furniture

Accessories

## Modesty panels



Frosted acrylic modesty panels



Thermofused laminate modesty panels

Mounting hardware included.  
Specify laminate color code.

Specification	Code	W x D x H (in)	W x D x H (mm)	Price
<b>Frosted acrylic</b>				
Screen height: 12" (305 mm)	VMODT-1230, SK-1E	30 x 1/4 x 12	762 x 6 x 305	N/A
	VMODT-1236, SK-1E	36 x 1/4 x 12	914 x 6 x 305	N/A
	VMODT-1248, SK-1E	48 x 1/4 x 12	1219 x 6 x 305	N/A
<b>Thermofused laminate</b>				
Screen height: 12" (305 mm)	VMOD-1230	30 x 1/4 x 12	762 x 6 x 305	200
	VMOD-1236	36 x 1/4 x 12	914 x 6 x 305	223
	VMOD-1248	48 x 1/4 x 12	1219 x 6 x 305	240

### Specification notes

- ▶ Provide a visual barrier beneath a work surface.
- ▶ Satin chrome brackets included with frosted acrylic modesty panels.
- ▶ Anthracite grey brackets included with thermofused laminate modesty panels.
- ▶ Mount beneath a surface with a straight side with a clearance equal to or greater than the width of the modesty panel.
- ▶ Field assembly required.

### Frosted acrylic sample order

VMODT- 12 36, SK-1E

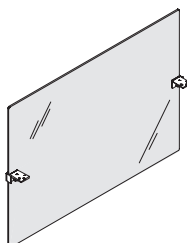
Product code | Height | Width | Acrylic

### Thermofused laminate sample order

VMODT- 12 36, G-ACA

Product code | Height | Width | Color code

## Modular modesty panels



Mounting hardware included.

Specify metal color code.

Specification	Code	W x D x H (in)	W x D x H (mm)	Price
<b>Frosted acrylic</b>				
Screen height: 24" (610 mm)	VSCT-2424, SK-1E	24 x 1/4 x 24	610 x 6 x 610	637
	VSCT-2430, SK-1E	30 x 1/4 x 24	762 x 6 x 610	686
	VSCT-2436, SK-1E	36 x 1/4 x 24	914 x 6 x 610	735
	VSCT-2442, SK-1E	42 x 1/4 x 24	1067 x 6 x 610	783
	VSCT-2448, SK-1E	48 x 1/4 x 24	1219 x 6 x 610	830
Screen height: 30" (762 mm)	VSCT-3030, SK-1E	30 x 1/4 x 30	762 x 6 x 762	754
	VSCT-3036, SK-1E	36 x 1/4 x 30	914 x 6 x 762	800
	VSCT-3042, SK-1E	42 x 1/4 x 30	1067 x 6 x 762	848
	VSCT-3048, SK-1E	48 x 1/4 x 30	1219 x 6 x 762	898

### Specification notes

- ▶ Provide a visual barrier above and below a work surface.
- ▶ Metal supports included.
- ▶ Mount beneath a surface with a straight side with a clearance equal to or greater than the screen width.
- ▶ Field assembly required.

### Bracket/metal colors

TR-K Charcoal  
TR-R Beige  
TR-LE Metallic Silver

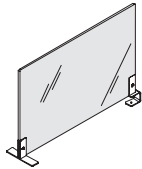
### Sample order

VSCT- 24 30- TR-K, SK-1E

Product code | Width | Height | Bracket color | Acrylic

# 4 Accessories

Panels

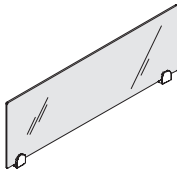


Mounting hardware included.

Specify metal support color code.

Work surfaces

## Panel privacy screens



Mounting hardware included.

Storage furniture

Accessories

## Lateral privacy screens

Specification	Code	W x D x H (in)	W x D x H (mm)	Price
<b>Frosted acrylic</b>				
Screen height: 15" (381 mm)	VSCCT-2315, SK-1E	22 7/16 x 1/4 x 15	570 x 6 x 381	343
	VSCCT-2915, SK-1E	28 7/16 x 1/4 x 15	722 x 6 x 381	374
Screen height: 19" (482 mm)	VSCCT-2319, SK-1E	22 7/16 x 1/4 x 19	570 x 6 x 482	385
	VSCCT-2919, SK-1E	28 7/16 x 1/4 x 19	722 x 6 x 482	408

### Specification notes

- ▶ Provide a visual barrier between two people sharing the same work surface.
- ▶ Stabilizer foot and metal clip included.
- ▶ To be installed on a work surface equal to or deeper than 24" (610 mm).
- ▶ Field assembly required.

### Bracket/metal colors

TR-K Charcoal  
TR-R Beige  
TR-LE Metallic Silver

### Sample order

VSCCT- 23 15- TR-K, SK-1E

Product code | Width | Height | Bracket color | Acrylic

Specification	Code	W x D x H (in)	W x D x H (mm)	Price
<b>Frosted acrylic</b>				
Screen height: 8" (203 mm)	VSAGX-0824, SK-1E	22 3/8 x 1/4 x 8	569 x 6 x 203	N/A
	VSAGX-0830, SK-1E	28 3/8 x 1/4 x 8	721 x 6 x 203	N/A
	VSAGX-0836, SK-1E	34 3/8 x 1/4 x 8	873 x 6 x 203	N/A
	VSAGX-0842, SK-1E	40 3/8 x 1/4 x 8	1026 x 6 x 203	N/A
	VSAGX-0848, SK-1E	46 7/16 x 1/4 x 8	1179 x 6 x 203	N/A
	VSAGX-0854, SK-1E	52 3/8 x 1/4 x 8	1331 x 6 x 203	N/A
	VSAGX-0860, SK-1E	58 3/8 x 1/4 x 8	1483 x 6 x 203	N/A
	Screen height: 10" (254 mm)	VSAGX-1024, SK-1E	22 3/8 x 1/4 x 10	569 x 6 x 254
VSAGX-1030, SK-1E		28 3/8 x 1/4 x 10	721 x 6 x 254	N/A
VSAGX-1036, SK-1E		34 3/8 x 1/4 x 10	873 x 6 x 254	N/A
VSAGX-1042, SK-1E		40 3/8 x 1/4 x 10	1026 x 6 x 254	N/A
VSAGX-1048, SK-1E		46 7/16 x 1/4 x 10	1179 x 6 x 254	N/A
VSAGX-1054, SK-1E		52 3/8 x 1/4 x 10	1331 x 6 x 254	N/A
VSAGX-1060, SK-1E		58 3/8 x 1/4 x 10	1483 x 6 x 254	N/A
Screen height: 14" (355 mm)		VSAGX-1424, SK-1E	22 3/8 x 1/4 x 14	569 x 6 x 356
	VSAGX-1430, SK-1E	28 3/8 x 1/4 x 14	721 x 6 x 356	N/A
	VSAGX-1436, SK-1E	34 3/8 x 1/4 x 14	873 x 6 x 356	N/A
	VSAGX-1442, SK-1E	40 3/8 x 1/4 x 14	1026 x 6 x 356	N/A
	VSAGX-1448, SK-1E	46 7/16 x 1/4 x 14	1179 x 6 x 356	N/A
	VSAGX-1454, SK-1E	52 3/8 x 1/4 x 14	1331 x 6 x 356	N/A
	VSAGX-1460, SK-1E	58 3/8 x 1/4 x 14	1483 x 6 x 356	N/A

### Specification notes

- ▶ Provide a visual barrier above a panel.
- ▶ Cables cannot be routed along the top channel of the frame where the screen is attached.
- ▶ Satin chrome brackets included.
- ▶ Field assembly required.

### Sample order

VSAGX- 08 24- SK-1E

Product code | Height | Width | Acrylic



## 1. Order placement

The seller sells its products according to the terms set forth in these standard terms of sale. All orders must be submitted in writing as represented by a valid purchase order, which includes the total list and net dollars. The seller reserves the right to refuse any order. Groupe Lacasse LLC cannot be held responsible for dealer's errors, omissions and order duplication due to non-compliance with this procedure.

### The following information is required to process an order:

<u>Customer Information</u>	<u>Product Information</u>
Sold/Ship-to address	Quantity
Purchase order number	Product numbers including options
Authorized signature	Trim, fabric and laminate colors
Contact name and phone	
Consignee contact name and phone	
Delivery instructions	
Bid/Quote # and/or Pricing agreement number	
Product total (list/net)	
Preferred delivered date	
(Specific delivery date not guaranteed)	

## 2. Order changes

Any change to an original purchase order must be received in writing no later than 48 hours after receipt of the original order. Any change to the original order after 48 hours, if approved, will result in production rescheduling. The cost variances will have to be approved by the customer before production rescheduling. No changes allowed on Quick Ship orders.

## 3. Order cancellations

Cancellations must be requested in writing no later than 48 hours after receipt of the original order and are subject to approval by Groupe Lacasse LLC. Cancellations cannot be accepted otherwise. Approved cancellations or partial cancellations requested after more than one business day, from receipt of purchase order, could be assessed a minimum 30% fee. Quick Ship orders may not be cancelled.

## 4. Order acknowledgment

Orders will be acknowledged by Groupe Lacasse LLC. Please refer to the acknowledgment copy to make sure it agrees with your original purchase order. When corresponding, please refer to the acknowledgment number.

## 5. Limited lifetime warranty

Groupe Lacasse LLC warrants its products, from the invoice date, to be free from defects in material and workmanship for as long as the original purchaser owns it; proof of delivery being the only official document accepted by Groupe Lacasse LLC for any claim. This warranty is subject to the limitations, exclusions and other provisions below:

- **Twenty-five years:** High-performance thermofused laminate.
- **Twenty years:** Drawer slides.
- **Ten years:** Locks, electrical components and electrical accessories.
- **Five years:** Swing lift mechanisms and adjustable surface mechanisms, high-pressure laminate, casters, fabrics, PVC extrusions and accessories.
- **Exclusions:** Light bulbs, ballasts and C.O.M. are not covered by this warranty.

This warranty is made by Groupe Lacasse LLC only to purchasers acquiring the product directly from Groupe Lacasse LLC, its authorized dealers, or others who are specifically authorized by Groupe Lacasse LLC to sell such products. The purchaser's remedy is limited to repair or replacement, at Groupe Lacasse LLC's option, of products which when used normally, prove to be defective within the period stated. This warranty does not apply to any product which must be replaced because of normal wear and tear, negligence, abuse or accident or which has been modified by someone other than Groupe Lacasse LLC or its authorized dealers. The remedies stated herein are expressly agreed to be exclusive as a condition of sale. Groupe Lacasse LLC's liability with respect to its products or installation services should not exceed that expressly set forth above. Under no circumstances shall Groupe Lacasse LLC be liable for accidental or consequential damages. The following Groupe Lacasse LLC warranty applies to products manufactured after March 1, 2016. Specials may be subject to a limited warranty.

## 6. Prices

All prices listed are suggested retail prices, F.O.B. our factory in Holland, Michigan, USA, within the continental United States. List prices and dealer discounts are subject to change without notice or approval. Applicable prices are those in effect at the time of the receipt of an order. If shipping date requested is more than 90 days from date of order, Groupe Lacasse LLC shall have the right to use the published list prices effective at the time of shipment. Prices shown in price book have priority over electronic catalog contents.

Specials may be subject to a limited warranty.

### 6.1 Taxes

The Seller's price lists do not include any sales taxes. The customer is responsible to remit such taxes directly to the Seller. A tax exemption certificate (if applicable) must be on file with the Seller prior to the product shipment; otherwise, sales tax will be due and payable. Prices and taxes are subject to change without notice.

### 6.2 Services

List prices apply to products only. If, as a result of customer request, the dealer or authorized representative provides planning/design services, storage, special handling, set-up, or installation, the customer will be charged at the local dealer or authorized representative's standard rate.

## 7. Terms of payment (upon acceptance from our credit department)

Net 30 days from date of invoice. Any product sold shall remain the property of Groupe Lacasse LLC and shall remain the Seller's property until paid for. The buyer agrees to perform all acts which may be necessary to protect and assure retention of title to such products by Groupe Lacasse LLC until such time as goods have been paid for in full.

## 8. Quotations

Quotations are valid for a period of ninety (90) days. It is the dealer's responsibility to make sure the quotation matches their requests. Groupe Lacasse LLC will consider a quotation approved from the dealer if an order is placed for the quoted item.

## 9. Changes

All illustrations, specifications and prices in this book are based on the latest product information available at the time of publication. Groupe Lacasse LLC reserves the right to make changes, at any time and without prior notice, to prices, colors, materials, specifications and models offered.

## 10. Fabrics standard, Momentum Easy C.O.M. Program and C.O.M.

Description of all fabrics is shown on the back of the actual swatch card. The fabric mills advise that, from time to time, colors may vary with different dye lots. Consequently, Groupe Lacasse LLC cannot accept responsibility for these differences. Acknowledged delivery or ship dates from the Momentum Easy C.O.M. Program or C.O.M. is contingent on supplier's performance and subject to extended lead time.

### Special fabric approval:

Special fabric request must be approved for use by Groupe Lacasse/ Nvision panels, tackboards, fabric posts and wainscot kits. In order to determine pre-approval and fees, please send your request to [quotation@grouperlacasse.com](mailto:quotation@grouperlacasse.com) or contact Customer Service at 1-888-522-2773 for more details about the process, Momentum Easy C.O.M. Program and C.O.M.

## 11. Packing and shipping

Groupe Lacasse LLC uses 50% recycled corrugated fiberboard for boxes, 100% recycled for protective pads and a polyethylene film for surface protection depending on method of shipment. These costs are included in our price. Certain items are shipped in 2 or 3 boxes.

## 12. Shipping weights and volumes

Due to our constantly improving packaging methods, shipping weights and volumes are not shown in the price book.

## 13. Delivery

The scheduled shipping date is specified on our acknowledgment. No shipments have guaranteed delivery time and/or date. Groupe Lacasse LLC is not liable for delay or failure to deliver goods due to causes beyond our control (such as casualty, acts of nature, labor disputes, or accident; inability to obtain necessary labor, material or transportation; or changes requested by the customer). Groupe Lacasse LLC will only make on-site deliveries for a full truck load (2,400 cubic feet) and subject to Groupe Lacasse LLC prior agreement only.

## 14. Routing

All deliveries shall be F.O.B. your designated facility within the continental United States. Freight charges beyond the continental United States are the purchaser's responsibility. Shipments beyond the continental United States must deliver to a freight forwarder or forwarding carrier of your choice. It is the customer's responsibility to provide this information on purchase orders. Additionally, the Seller has the right to determine the carrier, method of shipment and routing. Customer requests for special carrier, method of shipment and/or routing will be shipped freight collect. The Seller will pay the freight charges for normal surface transportation to destinations within the continental United States.

### Surcharge

1. **Inside Deliveries:** Delivery is a dock-to-dock service. Inside delivery is not included in our delivered price.
2. **Expedited Transportation:** Time-sensitive deliveries that require expedited carrier service will result in additional charges that will be passed on to the consignee (dealer).
3. **Chargeable Parts Orders:** Contact Customer Service for availability. Service parts prices are subject to change without notice or approval. Parts orders are subject to a minimum \$15 parts order not including freight charges for normal surface transportation to destinations within the continental United States.

## 15. Freight claims

The merchandise is carefully packed and thoroughly inspected before leaving the warehouse. Responsibility for its safe delivery is assumed by the carrier upon acceptance of the shipment. Claims for loss or damage must be addressed to Groupe Lacasse LLC as follows:

### 15.1 Concealed damage or loss

Concealed damage or loss becomes apparent only once a product is removed from its packing or packaging. Contents may be damaged as a result of rough handling during shipping, without the packing or packaging showing any external signs of damage. When such damage or loss is noticed, a written request for inspection must be submitted within 7 calendar days of the delivery date, after which a claim must be filed. Mandatory: the request for inspection must be accompanied by corroborative photographs. If you abide by these instructions, we shall fully support your claims. No agreement shall be concluded without the consent of the manufacturer. Delivery and installation fees for a product associated with concealed damage or loss are not covered by Groupe Lacasse Inc..

### 15.2 Visible damage or loss

Any external traces of damage or loss must be noted on the bill of lading duly signed by the carrier's representative at the time of delivery. An omitted or insufficient description of the damage or loss may result in the refusal of a claim for damage or loss. The claim form must be submitted by the carrier.

#### 16. Returns

Absolutely no returns will be accepted on any non-standard products. No return of standard products will be accepted without prior authorization by Groupe Lacasse LLC. Any shipment returned without prior approval will be refused. Returns must be shipped prepaid.

#### 17. Storage

In the event the purchaser requests postponement of shipment beyond the scheduled shipping date after the goods have become work in process, Groupe Lacasse LLC may store the goods at the purchaser's risk and expense. Such transfer to storage shall be deemed delivery to purchaser for all purposes, including invoicing and payment.

#### 18. Governing law

This contract shall be construed and governed in accordance with the laws of the province of Quebec, Canada.

#### 19. Specials

Some Nvision products are offered as specials.

In order to determine pre-approval request and fees, please send your request to [quotation@groupelacasse.com](mailto:quotation@groupelacasse.com) or contact customer service at 1-888-522-2773 for more information.

Here is a list of some of the specials we can do:

##### Panels:

1. Fabric panels can be specified from 30" to 82" [762 mm to 2083 mm] high, in 1" [25 mm] increments. Fabric stackable panels can be specified from 10" to 24" [254 mm to 610 mm] high, in 1" [25 mm] increments. Finish posts can also be specified to match special heights.
2. For glass panels and stackable glass and acrylic panels, custom color can be specified; however, there is some limitation in sizes.
3. Panels and stackable panels can be specified with high pressure laminate door finishes on both sides or with fabric on one side. Laminate finishes are HC-3E (smoke), HC-62 (grey tone), HC-8J (charcoal), HC-34 (beige) and H-WL (sno).
4. Sliding door can be specified at a maximum height of 79" [2006 mm].
5. Floor-to-ceiling barrier combined with Nvision panels are available. Available on a 82" H [2077 mm] panel where there is a maximum ceiling height of 10' [3048 mm] or on a 64" height panel [1620 mm] where there is a maximum ceiling height of 9' [2743 mm]. Ceiling solution can only be installed on panel at 90 degrees. Not available in TR-LE. Send your request to [quotation@groupelacasse.com](mailto:quotation@groupelacasse.com) or contact Customer Service for more information.
6. Wainscot kits can be specified up to 48" [1219 mm] height. Fabric or laminate (panel door in selected HPL finishes only) are available.
7. Fabrics may be given an anti-stain treatment.

##### Work Surfaces:

1. Groupe Lacasse can do almost any specials regarding work surfaces with limit of 96" [2438 mm] long.

##### Storage units:

1. Metal overhead storage units special heights, widths and depths can be specified; however, there is some limitation in sizes.
2. Metal shelves units at 9 ¾" [248 mm] height can be specified to fit on a 56" [1422 mm] height panel.
3. Pedestals can be specified with laminate fronts and Lacasse pulls.

##### Casegoods:

1. Lacasse casegoods can be combined with Nvision. Contact Customer Service for specific information on dimensions.

For any specials, please send your request to [quotation@groupelacasse.com](mailto:quotation@groupelacasse.com) or contact Customer Service for more information.

#### 20. Programs

A mock-up program is available. For pre-approval, send your request to [projcs@groupelacasse.com](mailto:projcs@groupelacasse.com) or contact Customer Service at 1-888-522-2773 for more information. A QuickShip program is available on a separate list price. Contact your representative for more information about conditions of sale and lead time, or Groupe Lacasse Customer Service at 1-888-522-2773.

#### Finishes

Please refer to Nvision color brochure to visualize current surface finishes and colors, trims and metal components. For fabric, refer to Nvision swatch cards. For cushions for low storage units, refer to United Chair swatch cards. Also available on our Web site.

#### Environmental responsibility

Groupe Lacasse LLC is committed to pursuing sustainable development practices. We are constantly looking for innovative ways to make our products and manufacturing processes more environmentally, socially, and economically sustainable, while maintaining our ability to satisfy consumer demands for superior product quality and value. The following are a few examples of ways in which our products support sustainable development initiatives:

- We design our furniture primarily of particleboard manufactured from 100% recycled post-industrial material.
- We offer a choice of fabrics that are manufactured from 100% recycled polyester. Please refer to Nvision fabric cards.
- A panel's construction permits a change of fabric if the fabric becomes torn or damaged during its useful life.
- It is easy to reuse components of our products when an office area is reorganized or moved:
  - Modular format of furniture makes it easy to rearrange workspaces;
  - Metal-on-metal assemblies make it easy to assemble furniture then disassemble when its useful life is over.
- We have developed a new type of under-shelf lighting that makes it possible to reduce energy consumption by 40% [compared to our previous task light].
- Designs that use translucent materials, which diffuse natural light and provide users with a view, help reduce energy consumption and improve the aesthetic quality of a workspace.
- When possible, we choose local suppliers.
- To reduce landfill waste in the manufacturing of our products, we:
  - Reuse cuttings in smaller products and packaging;
  - Use sawdust for power cogeneration;
  - Sort and recycle PVC plastic, steel, and aluminum.

All of these actions are some examples that contribute to qualifications for LEED® and similar environmental certifications. For more information about products offered by Groupe Lacasse LLC and our environmental actions, we invite you to visit our web site at [www.groupelacasse.com](http://www.groupelacasse.com).

#### Environmental tools

A variety of informative tools which detail how Groupe Lacasse products help support green initiatives are available. All documents are routinely updated and placed on the Groupe Lacasse website under "Environment". Please check this page regularly for the most up-to-date documents.

Available documents: the corporate **Sustainability Policy**, how our products support **LEED Credits** (these documents include information on the percentage of recycled material in each product) and a listing of Groupe Lacasse products that are **GREENGUARD Certified**.

#### Greenguard certificates

GREENGUARD Indoor Air Quality and Children and Schools certificates can be downloaded. These are found on [www.greenguard.org](http://www.greenguard.org). Search for Groupe Lacasse in the "Find Products > Search by Manufacturer" section. All GREENGUARD certifications are listed by product line.

#### Further information

For more information on environmental and sustainable procedures in the manufacturing of our products, contact [Communications@groupelacasse.com](mailto:Communications@groupelacasse.com).

All Nvision standard products comply with ANSI/BIFMA standards.

All Nvision standard products are UL listed and certified for use in the USA and UL certified for use in Canada.

Groupe Lacasse LLC is certified ISO 9000 and ISO 14000.



**Schedule**  
Contract GS-29F-0105G

Nvision  
GROUPE LACASSE INC. # GS-29F-0105G



Nvision products are GREENGUARD GOLD certified.



Groupe Lacasse is proud to offer **Jade**, a web tool that eases the entry and follow-up of all your office furniture orders. With this system, you are able to visualize the final price of all your products, including the discounts, along with the details of any price agreement established with us. Your orders are validated and sent with all required information, guaranteed. Available 24 hours a day, 7 days a week, Jade allows you to consult your orders' status anywhere, anytime. **We are convinced that you will appreciate this convenient, fast and efficient tool from Groupe Lacasse!**

In order to start using **Jade** and benefit from its many advantages, please schedule a web training time by sending us an email at [jade\\_registration@groupelacasse.com](mailto:jade_registration@groupelacasse.com). For any other question concerning **Jade**, please contact us at [jade@groupelacasse.com](mailto:jade@groupelacasse.com).

\* Order status availability can vary for specific brands depending on the region.

DATE: February 14<sup>th</sup>, 2018  
RECIPIENTS: To All Groupe Lacasse U.S. Sales Representatives and Valued Customers  
SUBJECT: ADDENDUM / **Terms & Conditions of Sales - ALL Groupe Lacasse Products**

Following the recent implementation of the North American freight industry's Electronic Logging Device combined with the increasing scarcity of truck drivers, we must **implement minimum order sizes and drop charges** for all new orders of Groupe Lacasse products **effective March 1<sup>st</sup>, 2018** as specified here below:

**Lacasse, Nvision and Neocase Products:**

- Minimum order size is \$2,000 net with a drop charge of \$150 net when not met.

**Seating Products:**

- Minimum order size is \$1,000 net with a drop charge of \$150 net when not met.

The above minimum order size and drop charge changes are effective March 1<sup>st</sup>, 2018 and apply to all Groupe Lacasse products sold in all markets/all regions.

This addendum prevails over any other information shown in current Groupe Lacasse PDFs and printed price books.

**QUICK REMINDER FOR AVOIDING DROP CHARGES**

By accumulating/combining different Groupe Lacasse products/collections/brands and purchase orders to meet the \$2,000 net minimum, and as long as all products/orders ship to the same destination/receiving location (ship-to), and are scheduled to be delivered the same week; **the drop charge will not apply.**

**Special Delivery Requirements**

Groupe Lacasse's delivered pricing provides for dock delivery during normal business hours (considered to be 8 am to 5 pm, Monday to Friday) to customer/end user\*\* only. Additional delivery requirements such as lift gates, limited access sites, installations and weekend deliveries will incur an additional expense and will be the responsibility of the dealer. Requests for Special Delivery Requirements can often be accommodated but will result in extra fees and requests must be made at least 2-weeks in advance.

\*\* Groupe Lacasse will accept, upon prior approval by Logistics and Customer Service departments, to make installation job site deliveries for a minimum of one half of a full truckload (1,200 ft<sup>3</sup> / 33.98 m<sup>3</sup>); however, and in all cases, an unloading dock must be available to accommodate 53 ft. (16.15 m) trailers, and the address is also subject to approval. Unloading at destination is the sole responsibility of the purchaser. No waiting time will be possible; and if any is incurred, it will be invoiced to the purchaser.

**Under no circumstances will Groupe Lacasse deliver goods in a residential area.**

---

In closing, we truly appreciate the opportunity to serve you and hope that you will understand the necessity for these changes. We look forward to your positive response and continuing our successful business relationship for many more years to come.

If you have any questions, please do not hesitate to contact one of our dedicated Groupe Lacasse Customer Care agents.

GROUPE LACASSE

Product number	Product description	Page
VAAL-1	Adjustable table post	77
VABT-2	Counter top brackets	75
VACA-L/R	120-degree cantilever brackets for link application	74
VACB-1	Corner bracket	75
VACL/R-1/VACP-2	Standard cantilever brackets	73
VAD-18	Storage drawer	116
VAFB-2	Flat brackets	76
VAKW-21	Articulated dial-tilt keyboard tray	115
VAKW-21-M	Articulated dial-tilt keyboard tray with mouse tray	115
VAPB-2	Panel brackets	74
VATL-1	Table post	76
VB2-__24-__	Metal personal storage towers, open bookcase, File/File, Right or Left door	96
VB3-__24-__	Metal personal storage towers, open bookcase, Box/Box/File, Right or Left door	96
VBEBE-20_____	Low storage units, open bookcase	105
VBEBEE-20_____	Extension bookcases	109
VBEC-24__	Wardrobes with open bookcase (hinges on right)	101
VBEL-20_____	Fixed low storage units, open bookcase	108
VBEUL-20_____	Low storage units, open bookcase, Box/File	105
VBT-__	Wall tracks	80
VCAV-1	Vertical wire channel	117
VCBE-24__	Wardrobes with open bookcase (hinges on left)	101
VCBEL-18_____	Open bookcases for conference surface support	108
VCK-01	Locking program/control key	118
VCL-_____	Wardrobes (hinges on left)	100
VCP-__	Full-height cable management poles	55
VCR-_____	Wardrobes (hinges on right)	100
VCU-20__	Cushions for low storage units	109
VCUE-20__	Cushions for extension bookcases	110
VDBEBE-20_____	Shared low storage units, open bookcase	106
VDEP-_____	Open laminate center-mounted storage units (shared)	88
VDEPS-_____	Open laminate center-mounted storage units with sliding door (shared)	91
VDEPSW-_____	Open laminate center-mounted storage units with whiteboard back and sliding door (shared)	92
VDEPW-_____	Open laminate center-mounted storage units with whiteboard on back (shared)	89
VDSL-20_____	Shared low storage units (pigeonhole/file)	106
VDLUL-20_____	Shared low storage units (box/file)	106
VEB-1	Hardwire base feed, 48" length	53
VEB-2	20-amp plug-in base feeds	53

Product number	Product description	Page
VEB-3	15-amp plug-in base feeds	54
VEB-4	Concealed base feeds	53
VEB-5	Hardwire base feeds, 180" length	53
VECT-3	Straight span connector	57
VEKP-__	Power conversion kit	56
VEO-16__	Open laminate overhead storage units	86
VEOS-16__	Open laminate overhead storage units with sliding door	86
VEOSW-16__	Open laminate overhead storage units with whiteboard sliding door	87
VEP-_____	Open laminate center-mounted storage units (single or double)	88
VEPC-6/VEPC-12	Work surface height powered receptacles with communication outlets	56
VEPP-16__	Laminate center-mounted storage units with flipper door (standard hinges)	90
VEPP-16__-S	Laminate center-mounted storage units with flipper door (soft-close hinges)	90
VEPS-_____	Open laminate center-mounted storage units with sliding door	91
VEPSW-_____	Open laminate center-mounted storage units with whiteboard back and sliding door	92
VEPT-2/VEPT-4	Work surface height receptacles, with powered table dome	56
VEPW-_____	Open laminate center-mounted storage units with whiteboard on back (single or double)	89
VERC-1/VERD-1	Duplex receptacles, 3-programmable circuits	55
VFDV-3	Dividers for lateral file drawers	99
VFHB-2	Front-to-back hanging bars for lateral file drawers	99
VFL-_-_-	Metal lateral files	97
VHCM-15	Horizontal wire channels	117
VLCK-KIT-R, LR-BL	Locking program/random key alike	118
VLCK-KIT-S, KY-_-_-	Locking program/specific key alike	118
VLWC-__	Counterweights for lateral files	99
VLGC-BAR__	Work surface reinforcement bars	80
VLGC-GBAKD26	Articulated retractable arm	115
VLGC-GR1/VLGC-GS1	Work surface grommets	117
VLGC-LED__	Overhead storage tasklights/LED	116
VLGC-LP__	Open frame legs	78
VLGC-LP__PL/PR	Panel-mounted open frame legs	78
VLGC-RA__P	Hanging rails for panels	111
VLGC-RA__M	Accessory rails for walls	111
VLGC-RAS__	Accessory trays	113
VLGC-RPT__	Horizontal paper trays	112
VLGC-RVPT__	Vertical paper tray	112
VLGC-SB17	Table post	77

Product number	Product description	Page
VLGC-QTL1	Table post	77
VLGC-VPMT	Magnetic markers tray	114
VLGC-VPTR	Markers tray for rails	112
VLGC-VTL1	Table post	76
VLLC-__	Compressors for lateral file drawers	99
VL-__-P_	Overhead storage tasklights/electronic ballast	116
VMK-01	Locking program/master key	118
VMOD-12__	Modesty panels (thermofused laminate)	119
VMODT-12__	Modesty panels (frosted acrylic)	119
VMWB-23__	Magnetic whiteboards	114
VNGK-____	Wainscot conversion kits for glass panels	42
VNPL-10	Plastic liners	57
VNRC-1	Raceway communication cut-out cover	50
VNRP-__	Raceway covers for communication cabling	50
VNT-__	Accessories for T-mount	52
VNVA-KIT	Two-way connector covers, 120-degree connection	49
VNVC-KIT	Two-way connector covers, 90-degree connection	49
VNVS-KIT	Three-way connector covers, 180-degree connection	49
VNW-__	Wall-mounts	52
VOAK-1	Keyboard/storage drawer	115
VPB-____-L/R	Personal storage towers with open bookcase	103
VPBEBE-20____	Low storage units with panel attachment brackets (open bookcase)	107
VPBECB-24__	Wardrobes/bookshelves with back panel attachment brackets (hinges on right)	103
VPBECB-24__	Wardrobes/bookshelves with lateral panel attachment bracket (hinges on right)	102
VPBEUL-20____	Low storage units with panel attachment brackets (Open/Box/File)	107
VPBW-____-L/R	Personal storage towers with open bookcase and whiteboard	104
VPC1-24	Pedestal cushion	94
VPCBEB-24__	Wardrobes/bookshelves with back panel attachment brackets (hinges on left)	103
VPCBES-24__	Wardrobes/bookshelves with lateral panel attachment bracket (hinges on left)	102
VPCLB-____	Wardrobes with back panel attachment brackets (hinges on left)	102
VPCLS-____	Wardrobes with lateral panel attachment bracket (hinges on left)	101
VPCRB-____	Wardrobes with back panel attachment brackets (hinges on right)	102
VPCRS-____	Wardrobes with lateral panel attachment bracket (hinges on right)	101

Product number	Product description	Page
VPDV-6	Dividers for metal box drawers	98
VPF_-24-__	Metal fixed pedestals	93
VPH-8	All-purpose hooks	116
VPLF-KIT	Legal conversion kit for metal pedestals	98
VPM_-24-__	Metal mobile pedestals	94
VPPA-____-N_	Acoustical panels, non-powered	33
VPPA-____-P_	Acoustical panels, powered	34
VPPD-____	Door	37
VPPG-____-N_	Glass panels, non-powered	36
VPPG-____-P_	Glass panels, powered	37
VPPK-_-3_	Ported kits	57
VPPT-1	Pencil tray for metal box drawers	98
VPS1-24-__	Metal hanging pedestals	93
VPSA-____	Acoustical stackable panels for acoustical base panels	38
VPSG-____-F	Glass stackable panels for acoustical base panels	39
VPSG-____-G	Glass stackable panels for glass base panels	41
VPSLF-20____	Low storage units with panel attachment brackets (Pigeonhole/File)	107
VPULBE-20____	Low storage units with panel attachment brackets (Box/File)	107
VPULUL-20____	Low storage units with panel attachment brackets (Box/File)	107
VREC-10	Base raceway end cap	51
VSAGX-____	Panel privacy screens	120
VSCCT-____	Lateral privacy screens	120
VSCT-____	Modular modesty panels	119
VSD-KIT	Dividers for overhead storage units and shelves	98
VSDO-____	Sliding doors	38
VSH-07__	Shelves	113
VSLF-20____	Low storage units (Pigeonholes/Files)	105
VSLFL-20____	Fixed storage units (Pigeonhole/File)	108
VSM-16__	Up-mounted storage cabinets with flipper door (standard hinges)	83
VSM-16__-S	Up-mounted storage cabinets with flipper door (soft-close hinges)	84
VSO-16__	Overhead storage cabinets with flipper door (standard hinges)	82
VSO-16__-S	Overhead storage cabinets with flipper door (soft-close hinges)	83
VSRK-KIT__	Side rail keyhole concealers	118
VSS-08__	Overhead low height shelves	81
VSS-14__	Overhead full height shelves	81

Product number	Product description	Page
VSW_16__	Wall-mounted storage cabinets with flipper door (standard hinges)	84
VSW-16__-S	Wall-mounted storage cabinets with flipper door (soft-close hinges)	85
VSWB_16__-P	Back for wall-mounted storage cabinets	85
VT2_--_24--	Metal personal storage towers File/File, Right or Left door	95
VT3_--_24--	Metal personal storage towers Box/Box/File, Right or Left door	95
VTB-_____	Tackboards	114
VTCA-1	Top cap aligner	51
VTCE-1	Top cap end plug	51
VTCP-1	One-way in-line square top cap	47
VTCP-2I	Two-way in-line square top cap	47
VTCP-2C	Two-way corner square top cap	47
VTCP-3	Three-way square top cap	47
VTCP-4	Four-way square top cap	47
VTCP-120-1	One-way 120-degree square top cap	48
VTCP-120-2	Two-way 120-degree square top cap	48
VTCP-120-3	Three-way 120-degree square top cap	48
VTF-_____	Powered top feeds	54
VUA-30__-45/54	Asymmetrical work surfaces	62
VUAC-_____	Trapezoidal conference work surfaces	64
VUC-_____	Corner work surfaces, straight front	67
VUCA-_____	120-degree corner work surfaces, curved front	71
VUCC-_____	Corner work surfaces, curved front	68
VUCD-_____	Corner work surfaces, dual height	68
VUD-_____	D-shape work surfaces	66
VUDE-_____	Extended D-shape work surfaces	66
VUEA-_____	Trapezoidal surface extensions	65
VUER-_____	Surface extensions with rounded corners	65
VUF-_____	Lateral file tops	98
VULA-_____	120-degree link work surfaces	71
VULBE-20_____	Low storage units (box/file/open)	105
VULUL-20_____	Low storage units (box/file)	105
VUP-_____L/R	P-shape work surfaces	67
VUR-_____	Rectangular work surfaces	58
VURC	Rectangular conference work surfaces	59
VURE-_____	Extended rectangular work surfaces	59
VURR-_____L/R	Rectangular work surfaces, radius end	60
VURT-_____	Rectangular work surfaces, transitional	61
VUSE-__	End support panels	79

Product number	Product description	Page
VUSE-11	Mid-support panel	79
VUT-_____	Straight counter tops	72
VUTC-_____	Corner counter tops	72
VUWE-_____L/R	Extended corner work surfaces, curved front	69
VUWE-_____L/R-K	Extended corner work surfaces, straight front	69
VUWT-_____	Extended transitional corner work surfaces, curved front	70
VUWT-_____L/R-K	Extended transitional corner work surfaces, straight front	70
VVFA-__-F2	Fabric two-way finish posts, 120-degree connection (full height application)	45
VVFA-__-V1	Fabric two-way finish posts, 120-degree connection (variable height application)	48
VVFC-__-F2C	Fabric two-way finish posts, 90-degree connection (full height application)	43
VVFC-__-V1	Fabric two-way finish posts, 90-degree connection (variable height application)	46
VVFS-__-F3	Fabric three-way finish posts, 180-degree connection (full height application)	44
VVFS-__-V-__	Fabric three-way finish posts, 180-degree connection (variable height application)	47
VVPA-__-F2	Painted metal two-way finish posts, 120-degree connection (full height application)	45
VVPA-__-V1	Painted metal two-way finish posts, 120-degree connection (variable height application)	48
VVPC-__-F2C	Painted metal two-way finish posts, 90-degree connection (full height application)	43
VVPC-__-V1	Painted metal two-way finish posts, 90-degree connection (variable height application)	46
VVPS-__-F3	Metal paint three-way finish posts, 180-degree connection (full height application)	44
VVPS-__-V-__	Painted metal three-way finish posts, 180-degree connection (variable height application)	47



## NVISION STANDARD FABRIC COLLECTIONS

## Dune

MD-1	Ambition
MD-2	Zen
MD-3	Hearty
MD-4	Honest
MD-5	Forgiving
MD-6	Dreamer
MD-7	Peaceful
MD-8	Thoughtful
MD-9	Serene

## Frenzied

MF-1	Salsa
MF-2	Waltz
MF-3	Flamenco
MF-4	Meringue
MF-5	Mambo
MF-6	Tango
MF-7	Swing
MF-8	Chacha
MF-9	Rumba

## Fusion

61-1	Taupe
61-3	Smoke
61-4	Cornflower
61-5	Pewter
61-6	Tobacco
61-7	Amber
61-8	Maize
61-9	Cornsilk

## Gale

54-1	Sky Blue
54-2	Grey
54-3	Alabaster
54-4	Stone
54-5	Charcoal
54-6	Copper
54-7	Moss
54-8	Dune

## Point

EE-AA	Peak
EE-AC	Decimal
EE-AD	Nib
EE-AE	Vertex
EE-AF	Focal
EE-AG	Compass

## Resonance

MR-1	Echo
MR-2	Lyric
MR-3	Chime
MR-4	Chant
MR-5	Harmony
MR-6	Tone
MR-7	Carillon

## Stratus

E6-1	Tornado
E6-2	Daylight
E6-3	Diamond Dusk
E6-4	Fog
E6-5	Mist
E6-6	Blue Halo
E6-7	Rain
E6-8	Hail
E6-9	Night Sky

## Twigs

5W-1	Ash
5W-2	Buckeye
5W-3	Hickory
5W-4	Jupiter
5W-5	Linden
5W-6	Polar
5W-7	Sassafras
5W-8	Sycamore

## Meander (Momentum)

5L-1	Agate Taupe
5L-2	Nightshadow
5L-3	Overcast
5L-4	Sandshell

## Universe (Momentum)

5V-1	Cosmic
5V-2	Crepe Brulee
5V-3	Depth
5V-4	Mica
5V-5	Milkyway
5V-6	Seneca
5V-7	Wheat
5V-8	Whitecap

## MOMENTUM EASY C.O.M.\* COLLECTIONS

## Backdrop

B20	Mica
B21	Bone
B22	Khaki
B23	Rain
B24	Mocha
B25	Barley
B26	Bonsai

## Cameo

C12	Mist
C13	Parchment
C14	Ivory
C15	Coffee
C16	Almond
C18	Linen
C19	Stone
C20	Metal
C23	Smoke
C24	Fawn
C25	Twig

## Pact

P02	Putty
P05	Lime
P06	Dove
P07	Calla
P09	Eureka
P10	Fern
P13	Coastal
P14	Nectar
P15	Toasty
P16	Aloe
P18	Azure
P20	Dragon
P39	Rubine
P40	Patina
P43	Sketch
P45	Roma
P46	Taupe
P47	Harbour
P48	Delft
P49	Tanzanite
P50	Lily
P51	Roast
P52	Midnight

## LAMINATE FINISHES

## Wood Grains

G-ACA	Mahogany
G-BUC	Bourbon Cherry
G-CAR	Caramello
G-CER	Cherry
G-CCL	Classic Chocolate
G-DCH	Dark Chocolate
G-ERH	Hard Rock Maple
G-FOS	Fossil
G-GGI	Grigio
G-HZN	Hazelnut
G-MTA	Musta
G-NTL	Natural Cherry
G-NRM	Natural Mappel
G-RBY	Ruby
G-SLT	Salta
G-TOM	Totem
G-TWT	Tuscany Walnut

## ACCENT COLORS

## \*Trim/Metal

TR-E	Smoke
TR-G	Grey tone
TR-K	Charcoal
TR-R	Beige
TR-LE	Metallic silver

\*Some exceptions apply. See individual product descriptions for a list of available colors.

## PANEL/SLIDING DOOR

## Glass/Acrylic Options

SK-1C	Tempered clear glass
SK-1E	Frosted acrylic

- Refer to the Nvision color brochure to visualize the current laminate finish selection. Always request an actual sample before ordering.
- Refer to United Chair swatch cards for metal pedestal cushions.
- Refer to Nvision swatch cards for actual fabric representation.

\* Momentum Easy C.O.M. and C.O.M. fabrics are not covered by the Groupe Lacasse Limited Lifetime Warranty and subject to extended lead time. Acknowledged delivery or ship dates for these fabrics are contingent on supplier's performance.





# nvision

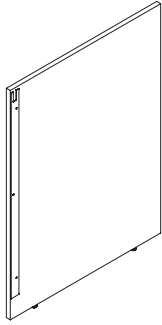
OFFICE ENVIRONMENT SOLUTIONS

GROUPE  
**LACASSE**

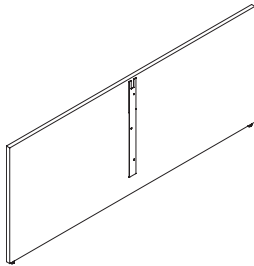
1 888 522.2773 | [www.groupelacasse.com](http://www.groupelacasse.com)

3878  
N143-7  
2/19  
PDF

**Laminate gallery panels - End-of-run**



Single end-of-run panel



Double end-of-run panel

Glide housing, assembly rail, glides and mounting hardware included.

Specify the trim color code for the adjacent panel.  
Specify the laminate code for the gallery panel.

Specification	Code	W x D x H (in)	W x D x H (mm)	Price
<b>Single panel</b>				
To mount to a panel	VPANS-3022	22 x 1 x 30 1/4	559 x 25 x 768	312
30" (756 mm) high	VPANS-3026	26 x 1 x 30 1/4	661 x 25 x 768	336
	VPANS-3032	32 x 1 x 30 1/4	813 x 25 x 768	360
	VPANS-3038	38 x 1 x 30 1/4	965 x 25 x 768	385
	VPANS-3050	50 x 1 x 30 1/4	1271 x 25 x 768	410
	VPANS-3062	62 x 1 x 30 1/4	1575 x 25 x 768	434
	VPANS-3074	74 x 1 x 30 1/4	1879 x 25 x 768	457
	To mount to a panel	VPANS-3722	22 x 1 x 37 1/4	559 x 25 x 946
37" (934 mm) high	VPANS-3726	26 x 1 x 37 1/4	661 x 25 x 946	356
	VPANS-3732	32 x 1 x 37 1/4	813 x 25 x 946	385
	VPANS-3738	38 x 1 x 37 1/4	965 x 25 x 946	415
	VPANS-3750	50 x 1 x 37 1/4	1271 x 25 x 946	444
	VPANS-3762	62 x 1 x 37 1/4	1575 x 25 x 946	474
	VPANS-3774	74 x 1 x 37 1/4	1879 x 25 x 946	501
	To mount to a panel	VPANS-4422	22 x 1 x 44 1/4	559 x 25 x 1124
44" (1112 mm) high	VPANS-4426	26 x 1 x 44 1/4	661 x 25 x 1124	375
	VPANS-4432	32 x 1 x 44 1/4	813 x 25 x 1124	408
	VPANS-4438	38 x 1 x 44 1/4	965 x 25 x 1124	442
	VPANS-4450	50 x 1 x 44 1/4	1271 x 25 x 1124	476
	VPANS-4462	62 x 1 x 44 1/4	1575 x 25 x 1124	509
	VPANS-4474	74 x 1 x 44 1/4	1879 x 25 x 1124	545
	To mount to a panel	VPANS-5022	22 x 1 x 50 1/4	559 x 25 x 1276
50" (1264 mm) high	VPANS-5026	26 x 1 x 50 1/4	661 x 25 x 1276	392
	VPANS-5032	32 x 1 x 50 1/4	813 x 25 x 1276	429
	VPANS-5038	38 x 1 x 50 1/4	965 x 25 x 1276	467
	VPANS-5050	50 x 1 x 50 1/4	1271 x 25 x 1276	505
	VPANS-5062	62 x 1 x 50 1/4	1575 x 25 x 1276	543
	VPANS-5074	74 x 1 x 50 1/4	1879 x 25 x 1276	582
	<b>Double panel</b>			
To mount to a panel	VPAND-3042	42 x 1 x 30 1/4	1067 x 25 x 768	422
30" (756 mm) high	VPAND-3050	50 x 1 x 30 1/4	1271 x 25 x 768	464
	VPAND-3062	62 x 1 x 30 1/4	1575 x 25 x 768	507
	VPAND-3074	74 x 1 x 30 1/4	1879 x 25 x 768	549
	VPAND-3098	98 x 1 x 30 1/4	2489 x 25 x 768	590
	To mount to a panel	VPAND-3742	42 x 1 x 37 1/4	1067 x 25 x 946
37" (934 mm) high	VPAND-3750	50 x 1 x 37 1/4	1271 x 25 x 946	502
	VPAND-3762	62 x 1 x 37 1/4	1575 x 25 x 946	552
	VPAND-3774	74 x 1 x 37 1/4	1879 x 25 x 946	604
	VPAND-3798	98 x 1 x 37 1/4	2489 x 25 x 946	654
	To mount to a panel	VPAND-4442	42 x 1 x 44 1/4	1067 x 25 x 1124
44" (1112 mm) high	VPAND-4450	50 x 1 x 44 1/4	1271 x 25 x 1124	540
	VPAND-4462	62 x 1 x 44 1/4	1575 x 25 x 1124	600
	VPAND-4474	74 x 1 x 44 1/4	1879 x 25 x 1124	659
	VPAND-4498	98 x 1 x 44 1/4	2489 x 25 x 1124	717
	To mount to a panel	VPAND-5042	42 x 1 x 50 1/4	1067 x 25 x 1276
50" (1264 mm) high	VPAND-5050	50 x 1 x 50 1/4	1271 x 25 x 1276	571
	VPAND-5062	62 x 1 x 50 1/4	1575 x 25 x 1276	637
	VPAND-5074	74 x 1 x 50 1/4	1879 x 25 x 1276	704
	VPAND-5098	98 x 1 x 50 1/4	2489 x 25 x 1276	771

Laminate gallery panels - End-of-run (cont'd)

Specification notes

- ▶ Gallery panel provides partial or total privacy in sitting position and allows for universal installation (left-right).
- ▶ Mounts only to side trim rail of an adjacent acoustical panel (VPPA) or glass panel (VPPG) and adds a length of 1" (25 mm) to the configuration.
- ▶ Gallery panel may be installed on an acoustical or glass panel of same height or up to 14" (356 mm) lower.
- ▶ An assembly rail for variable height (VPPA-\_\_\_) is required when installing on an acoustical or glass panel of lesser height.
- ▶ Gallery panel cannot be used with stackable panels.
- ▶ Gallery panel is designed to align at the same height as the top cap of an acoustical or glass panel.
- ▶ Offers the same stability as an acoustical panel (VPPA) or a glass panel (VPPG) in return position.
- ▶ Gallery panel width includes the 2" (51 mm) thickness of the acoustical or glass panel.
- ▶ The included corner brace enables the front corner of a work surface to be mounted to the gallery panel.
- ▶ Field assembly required.

Trim/metal colors

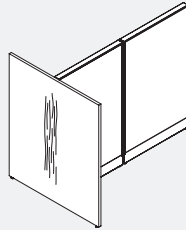
- TR-AK Chalk
- TR-E Smoke
- TR-G Grey tone
- TR-K Charcoal
- TR-LE Metallic silver
- TR-R Beige

Sample order

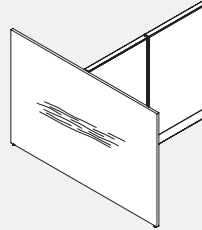
VPAND- 30 42, TR-E, G-ACA  
 | Product code | Height | Width | Trim color of adjacent panel | Laminate finish code

Uses

Wood grain:

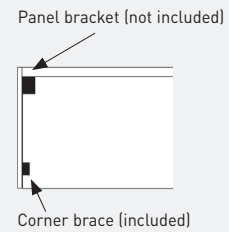


Up to 50" (1271 mm) in width: vertical wood grain.

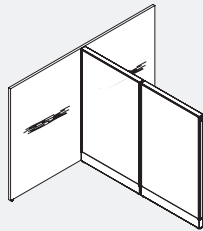


62" (1575 mm) or more in width: horizontal wood grain.

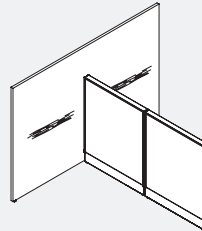
Bracket position:



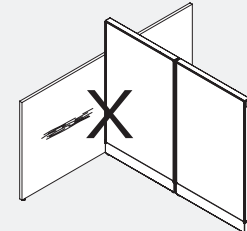
Layout configuration:



Installation on same height panels.

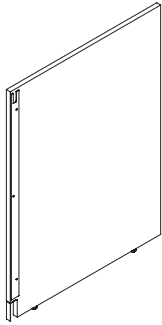


Installation on lower height panels. (requires a VPPA-\_\_\_ rail).

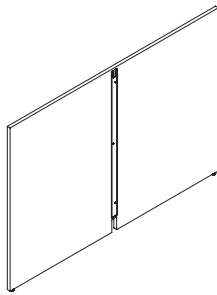


Do not use with a taller panel, nor with stackable panels.

Laminate gallery panels - Intersections



Single intersection panel



Double intersection panel

Top cap end plugs, glide housings, assembly rails, glides and mounting hardware included.

Specify the trim color code for the adjacent panel.  
Specify the laminate code for the gallery panel.

Specification	Code	W x D x H (in)	W x D x H (mm)	Price
<b>Single panel</b>				
To mount between two panels	VPAPS-3022	22 x 1 x 30 1/4	559 x 25 x 768	380
30" (756 mm) high	VPAPS-3026	26 x 1 x 30 1/4	661 x 25 x 768	404
	VPAPS-3032	32 x 1 x 30 1/4	813 x 25 x 768	428
	VPAPS-3038	38 x 1 x 30 1/4	965 x 25 x 768	454
	VPAPS-3050	50 x 1 x 30 1/4	1271 x 25 x 768	478
	VPAPS-3062	62 x 1 x 30 1/4	1575 x 25 x 768	502
	VPAPS-3074	74 x 1 x 30 1/4	1879 x 25 x 768	525
To mount between two panels	VPAPS-3722	22 x 1 x 37 1/4	559 x 25 x 946	395
37" (934 mm) high	VPAPS-3726	26 x 1 x 37 1/4	661 x 25 x 946	424
	VPAPS-3732	32 x 1 x 37 1/4	813 x 25 x 946	454
	VPAPS-3738	38 x 1 x 37 1/4	965 x 25 x 946	483
	VPAPS-3750	50 x 1 x 37 1/4	1271 x 25 x 946	512
	VPAPS-3762	62 x 1 x 37 1/4	1575 x 25 x 946	542
	VPAPS-3774	74 x 1 x 37 1/4	1879 x 25 x 946	569
To mount between two panels	VPAPS-4422	22 x 1 x 44 1/4	559 x 25 x 1124	410
44" (1112 mm) high	VPAPS-4426	26 x 1 x 44 1/4	661 x 25 x 1124	443
	VPAPS-4432	32 x 1 x 44 1/4	813 x 25 x 1124	477
	VPAPS-4438	38 x 1 x 44 1/4	965 x 25 x 1124	510
	VPAPS-4450	50 x 1 x 44 1/4	1271 x 25 x 1124	544
	VPAPS-4462	62 x 1 x 44 1/4	1575 x 25 x 1124	578
	VPAPS-4474	74 x 1 x 44 1/4	1879 x 25 x 1124	613
To mount between two panels	VPAPS-5022	22 x 1 x 50 1/4	559 x 25 x 1276	422
50" (1264 mm) high	VPAPS-5026	26 x 1 x 50 1/4	661 x 25 x 1276	460
	VPAPS-5032	32 x 1 x 50 1/4	813 x 25 x 1276	498
	VPAPS-5038	38 x 1 x 50 1/4	965 x 25 x 1276	536
	VPAPS-5050	50 x 1 x 50 1/4	1271 x 25 x 1276	573
	VPAPS-5062	62 x 1 x 50 1/4	1575 x 25 x 1276	611
	VPAPS-5074	74 x 1 x 50 1/4	1879 x 25 x 1276	650
<b>Double panel</b>				
To mount between two panels	VPAPD-3042	42 x 1 x 30 1/4	1067 x 25 x 768	490
30" (756 mm) high	VPAPD-3050	50 x 1 x 30 1/4	1271 x 25 x 768	532
	VPAPD-3062	62 x 1 x 30 1/4	1575 x 25 x 768	575
	VPAPD-3074	74 x 1 x 30 1/4	1879 x 25 x 768	617
	VPAPD-3098	98 x 1 x 30 1/4	2489 x 25 x 768	658
To mount between two panels	VPAPD-3742	42 x 1 x 37 1/4	1067 x 25 x 946	520
37" (934 mm) high	VPAPD-3750	50 x 1 x 37 1/4	1271 x 25 x 946	570
	VPAPD-3762	62 x 1 x 37 1/4	1575 x 25 x 946	621
	VPAPD-3774	74 x 1 x 37 1/4	1879 x 25 x 946	672
	VPAPD-3798	98 x 1 x 37 1/4	2489 x 25 x 946	722
To mount between two panels	VPAPD-4442	42 x 1 x 44 1/4	1067 x 25 x 1124	548
44" (1112 mm) high	VPAPD-4450	50 x 1 x 44 1/4	1271 x 25 x 1124	608
	VPAPD-4462	62 x 1 x 44 1/4	1575 x 25 x 1124	668
	VPAPD-4474	74 x 1 x 44 1/4	1879 x 25 x 1124	728
	VPAPD-4498	98 x 1 x 44 1/4	2489 x 25 x 1124	785
To mount between two panels	VPAPD-5042	42 x 1 x 50 1/4	1067 x 25 x 1276	574
50" (1264 mm) high	VPAPD-5050	50 x 1 x 50 1/4	1271 x 25 x 1276	639
	VPAPD-5062	62 x 1 x 50 1/4	1575 x 25 x 1276	706
	VPAPD-5074	74 x 1 x 50 1/4	1879 x 25 x 1276	772
	VPAPD-5098	98 x 1 x 50 1/4	2489 x 25 x 1276	839

Laminate gallery panels - Intersections (cont'd)

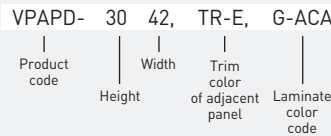
Specification notes

- ▶ Gallery panel provides partial or total privacy in sitting position and allows for universal installation (left-right).
- ▶ Cut-out along bottom of gallery panel enables power feed to be routed between two acoustical panels (VPPA) or two glass panels (VPPG) with a straight span connector (included).
- ▶ Mounts only to side trim rail of an adjacent acoustical panel (VPPA) or glass panel (VPPG) and adds a length of 1" (25 mm) to the configuration.
- ▶ Gallery panel may be installed on an acoustical or glass panel of same height or up to 14" (356 mm) lower.
- ▶ Does not allow the routing of cables along top raceways of the panel run.
- ▶ An assembly rail for variable height (VPAR-\_\_ ) is required when installing on an acoustical or glass panel of lesser height.
- ▶ Gallery panel cannot be used with stackable panels.
- ▶ Offers the same stability as an acoustical panel (VPPA) or a glass panel (VPPG) in return position.
- ▶ Gallery panel length includes the 2" (51 mm) thickness of the acoustical or glass panel.
- ▶ Gallery panel is designed to align at the same height as the top cap of an acoustical or glass panel.
- ▶ The included corner braces enables the front corners of work surfaces to be mounted to the gallery panels.
- ▶ Field assembly required.

Trim/metal colors

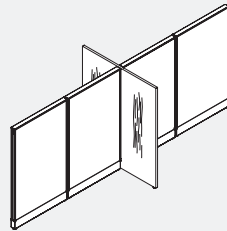
- TR-AK Chalk
- TR-E Smoke
- TR-G Grey tone
- TR-K Charcoal
- TR-LE Metallic silver
- TR-R Beige

Sample order

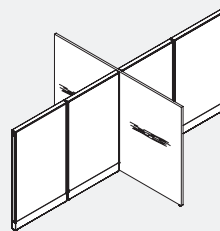


Uses

Wood grain:

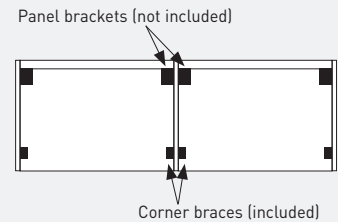


Up to 50" (1271 mm) in width: vertical wood grain.

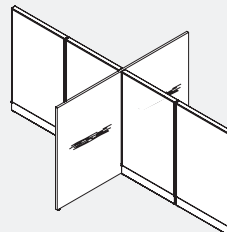


62" (1575 mm) or more in width: horizontal wood grain.

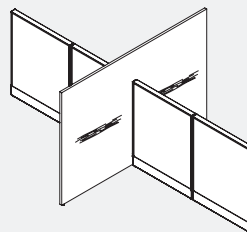
Bracket position:



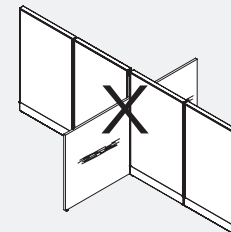
Layout configuration:



Installation on same height panels.

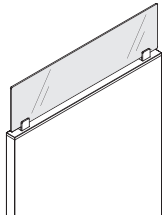


Installation on lower height panels. (requires 2 VPAR-\_\_ rails).




Do not use with a taller panel, nor with stackable panels.

Privacy screens for acoustical panels



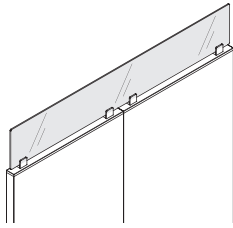
Single

Brushed chrome color supports and mounting hardware included.

Specification	Code	W x D x H (in)	W x D x H (mm)	Price
<b>Clear acrylic - Single</b>				
<b>Screen height:</b>	VSACX-0824, SK-1S	23 3/4 x 1/4 x 7 11/16	604 x 6 x 196	272
<b>7 11/16" (196 mm)</b>	VSACX-0830, SK-1S	29 3/4 x 1/4 x 7 11/16	756 x 6 x 196	302
	VSACX-0836, SK-1S	35 3/4 x 1/4 x 7 11/16	908 x 6 x 196	333
	VSACX-0842, SK-1S	41 3/4 x 1/4 x 7 11/16	1061 x 6 x 196	363
	VSACX-0848, SK-1S	47 3/4 x 1/4 x 7 11/16	1213 x 6 x 196	393
	VSACX-0854, SK-1S	53 3/4 x 1/4 x 7 11/16	1366 x 6 x 196	423
	VSACX-0860, SK-1S	59 3/4 x 1/4 x 7 11/16	1518 x 6 x 196	454
<b>Screen height:</b>	VSACX-1024, SK-1S	23 3/4 x 1/4 x 10	604 x 6 x 254	281
<b>10" (254 mm)</b>	VSACX-1030, SK-1S	29 3/4 x 1/4 x 10	756 x 6 x 254	317
	VSACX-1036, SK-1S	35 3/4 x 1/4 x 10	908 x 6 x 254	352
	VSACX-1042, SK-1S	41 3/4 x 1/4 x 10	1061 x 6 x 254	387
	VSACX-1048, SK-1S	47 3/4 x 1/4 x 10	1213 x 6 x 254	422
	VSACX-1054, SK-1S	53 3/4 x 1/4 x 10	1366 x 6 x 254	458
	VSACX-1060, SK-1S	59 3/4 x 1/4 x 10	1518 x 6 x 254	492
<b>Screen height:</b>	VSACX-1424, SK-1S	23 3/4 x 1/4 x 14	604 x 6 x 355	296
<b>14" (355 mm)</b>	VSACX-1430, SK-1S	29 3/4 x 1/4 x 14	756 x 6 x 355	335
	VSACX-1436, SK-1S	35 3/4 x 1/4 x 14	908 x 6 x 355	373
	VSACX-1442, SK-1S	41 3/4 x 1/4 x 14	1061 x 6 x 355	412
	VSACX-1448, SK-1S	47 3/4 x 1/4 x 14	1213 x 6 x 355	449
	VSACX-1454, SK-1S	53 3/4 x 1/4 x 14	1366 x 6 x 355	488
	VSACX-1460, SK-1S	59 3/4 x 1/4 x 14	1518 x 6 x 355	527
<b>Frosted acrylic - Single </b>				
<b>Screen height:</b>	VSAGX-0824, SK-1E	23 3/4 x 1/4 x 7 11/16	604 x 6 x 196	302
<b>7 11/16" (196 mm)</b>	VSAGX-0830, SK-1E	29 3/4 x 1/4 x 7 11/16	756 x 6 x 196	336
	VSAGX-0836, SK-1E	35 3/4 x 1/4 x 7 11/16	908 x 6 x 196	370
	VSAGX-0842, SK-1E	41 3/4 x 1/4 x 7 11/16	1061 x 6 x 196	403
	VSAGX-0848, SK-1E	47 3/4 x 1/4 x 7 11/16	1213 x 6 x 196	437
	VSAGX-0854, SK-1E	53 3/4 x 1/4 x 7 11/16	1366 x 6 x 196	470
	VSAGX-0860, SK-1E	59 3/4 x 1/4 x 7 11/16	1518 x 6 x 196	504
<b>Screen height:</b>	VSAGX-1024, SK-1E	23 3/4 x 1/4 x 10	604 x 6 x 254	320
<b>10" (254 mm)</b>	VSAGX-1030, SK-1E	29 3/4 x 1/4 x 10	756 x 6 x 254	360
	VSAGX-1036, SK-1E	35 3/4 x 1/4 x 10	908 x 6 x 254	400
	VSAGX-1042, SK-1E	41 3/4 x 1/4 x 10	1061 x 6 x 254	440
	VSAGX-1048, SK-1E	47 3/4 x 1/4 x 10	1213 x 6 x 254	480
	VSAGX-1054, SK-1E	53 3/4 x 1/4 x 10	1366 x 6 x 254	520
	VSAGX-1060, SK-1E	59 3/4 x 1/4 x 10	1518 x 6 x 254	560
<b>Screen height:</b>	VSAGX-1424, SK-1E	23 3/4 x 1/4 x 14	604 x 6 x 355	349
<b>14" (355 mm)</b>	VSAGX-1430, SK-1E	29 3/4 x 1/4 x 14	756 x 6 x 355	394
	VSAGX-1436, SK-1E	35 3/4 x 1/4 x 14	908 x 6 x 355	439
	VSAGX-1442, SK-1E	41 3/4 x 1/4 x 14	1061 x 6 x 355	484
	VSAGX-1448, SK-1E	47 3/4 x 1/4 x 14	1213 x 6 x 355	529
	VSAGX-1454, SK-1E	53 3/4 x 1/4 x 14	1366 x 6 x 355	574
	VSAGX-1460, SK-1E	59 3/4 x 1/4 x 14	1518 x 6 x 355	620

 = QUICKSHIP PROGRAM

## Privacy screens for acoustical panels (cont'd)



For 2 panels

Brushed chrome color supports and mounting hardware included.

Specification	Code	W x D x H (in)	W x D x H (mm)	Price
<b>Clear acrylic - For 2 panels</b>				
Screen height:	VDACX-0848, SK-1S	47 3/4 x 1/4 x 7 11/16	1213 x 6 x 196	463
7 11/16" (196 mm)	VDACX-0854, SK-1S	53 3/4 x 1/4 x 7 11/16	1366 x 6 x 196	488
	VDACX-0860, SK-1S	59 3/4 x 1/4 x 7 11/16	1518 x 6 x 196	515
	VDACX-0866, SK-1S	65 3/4 x 1/4 x 7 11/16	1670 x 6 x 196	540
	VDACX-0872, SK-1S	71 3/4 x 1/4 x 7 11/16	1823 x 6 x 196	566
Screen height:	VDACX-1048, SK-1S	47 3/4 x 1/4 x 10	1213 x 6 x 254	479
10" (254 mm)	VDACX-1054, SK-1S	53 3/4 x 1/4 x 10	1366 x 6 x 254	509
	VDACX-1060, SK-1S	59 3/4 x 1/4 x 10	1518 x 6 x 254	539
	VDACX-1066, SK-1S	65 3/4 x 1/4 x 10	1670 x 6 x 254	569
	VDACX-1072, SK-1S	71 3/4 x 1/4 x 10	1823 x 6 x 254	599
Screen height:	VDACX-1448, SK-1S	47 3/4 x 1/4 x 14	1213 x 6 x 355	504
14" (355 mm)	VDACX-1454, SK-1S	53 3/4 x 1/4 x 14	1366 x 6 x 355	537
	VDACX-1460, SK-1S	59 3/4 x 1/4 x 14	1518 x 6 x 355	569
	VDACX-1466, SK-1S	65 3/4 x 1/4 x 14	1670 x 6 x 355	602
	VDACX-1472, SK-1S	71 3/4 x 1/4 x 14	1823 x 6 x 355	634
<b>Frosted acrylic - For 2 panels</b>				
Screen height:	VDAGX-0848, SK-1E	47 3/4 x 1/4 x 7 11/16	1213 x 6 x 196	515
7 11/16" (196 mm)	VDAGX-0854, SK-1E	53 3/4 x 1/4 x 7 11/16	1366 x 6 x 196	543
	VDAGX-0860, SK-1E	59 3/4 x 1/4 x 7 11/16	1518 x 6 x 196	571
	VDAGX-0866, SK-1E	65 3/4 x 1/4 x 7 11/16	1670 x 6 x 196	600
	VDAGX-0872, SK-1E	71 3/4 x 1/4 x 7 11/16	1823 x 6 x 196	628
Screen height:	VDAGX-1048, SK-1E	47 3/4 x 1/4 x 10	1213 x 6 x 254	479
10" (254 mm)	VDAGX-1054, SK-1E	53 3/4 x 1/4 x 10	1366 x 6 x 254	579
	VDAGX-1060, SK-1E	59 3/4 x 1/4 x 10	1518 x 6 x 254	612
	VDAGX-1066, SK-1E	65 3/4 x 1/4 x 10	1670 x 6 x 254	646
	VDAGX-1072, SK-1E	71 3/4 x 1/4 x 10	1823 x 6 x 254	680
Screen height:	VDAGX-1448, SK-1E	47 3/4 x 1/4 x 14	1213 x 6 x 355	592
14" (355 mm)	VDAGX-1454, SK-1E	53 3/4 x 1/4 x 14	1366 x 6 x 355	631
	VDAGX-1460, SK-1E	59 3/4 x 1/4 x 14	1518 x 6 x 355	670
	VDAGX-1466, SK-1E	65 3/4 x 1/4 x 14	1670 x 6 x 355	708
	VDAGX-1472, SK-1E	71 3/4 x 1/4 x 14	1823 x 6 x 355	747

### Specification notes

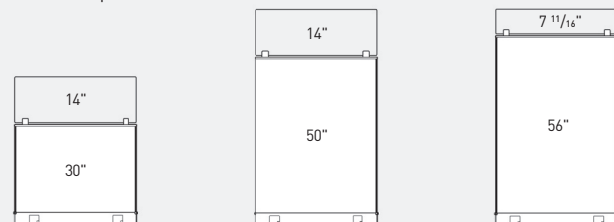
- ▶ Fits on top cap of acoustical panel or stackable acoustical panel in order to provide a visual barrier.
- ▶ Cannot be used on laminate gallery panels.
- ▶ Does not allow the routing of cables along the top raceways of the panel run where the screens are installed.
- ▶ A power top feed or cable management pole cannot be used with a privacy screen.
- ▶ Single screens 48" (1213 mm) to 60" (1518 mm) in width are mounted with a third support in the middle.
- ▶ Screens for two panels are mounted using four supports.
- ▶ Field assembly required.

### Sample order

VSACX- 08 24, SK-1S  
 | Product code | Height | Width | Acrylic

### Uses

The following combinations can achieve a height comparable to that of the acoustical panel:



**Assembly rails for laminate gallery panels; variable heights**



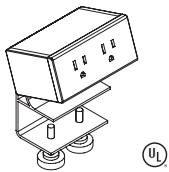
Pack of 1.  
Black.

Specification	Code	W x D x H (in)	W x D x H (mm)	Price
To mount to a panel 30" (756 mm) high	VPAR-30	2 x 1/8 x 25	50 x 3 x 635	26
To mount to a panel 37" (934 mm) high	VPAR-37	2 x 1/8 x 32	50 x 3 x 813	32
To mount to a panel 44" (1112 mm) high	VPAR-44	2 x 1/8 x 39	50 x 3 x 991	37


**Specification notes**

- ▶ Required only for installation on an acoustical or glass panel up to 14" (355 mm) lower than the height of the gallery panel.
- ▶ Not required for installation on acoustical panels (VPPA) or glass panels (VPPG) of the same height as the gallery panel.
- ▶ One assembly rail required per end-of-run panel. Two assembly rails required for intersection panel.
- ▶ Assembly rail, like the side rail of an acoustical panel (VPPA) or glass panel (VPPG), is 5" (127 mm) shorter than the total height of the panel.


**Work surface height powered receptacles**



VLGC-PS2P



VLGC-PS1USB1P



VLGC-PS1USB2P

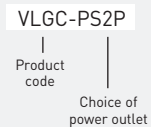
6' (1829 mm) white cord is included.

Specification	Code	W x D x H (in)	W x D x H (mm)	Price
2 powered outlets	VLGC-PS2P	4 x 3 1/16 x 3 3/8	102 x 78 x 85	320
1 powered outlet / 2 USB charging ports	VLGC-PS1USB1P	4 x 3 1/16 x 3 3/8	102 x 78 x 85	446
2 powered outlets / 2 USB charging ports	VLGC-PS1USB2P	5 1/2 x 3 1/16 x 3 3/8	140 x 78 x 85	467

**Specification notes**

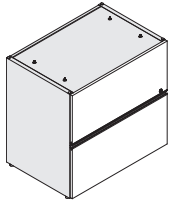
- ▶ Use this product only with 120-volt, 60-hertz power sources.
- ▶ 15-amp outlet(s), optionally with 2 USB charging ports.
- ▶ Light grey plastic front with anodized aluminum case.
- ▶ Mounts to the back of the surface, no hole drilling required.

**Sample order**

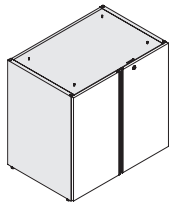




**Fixed low storage units**

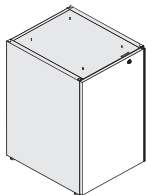


Lateral file storage unit

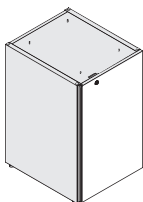


Two-door bookcase storage unit

Specify handle and laminate color codes.



One-door bookcase storage unit.  
Hinges on left.



One-door bookcase storage unit.  
Hinges on right.

Specify handle and laminate color codes.

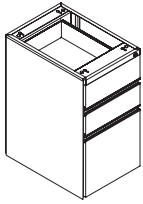
Specification	Code	W x D x H (in)	W x D x H (mm)	Price
Lateral file	VLFL-202928	29 7/16 x 19 1/16 x 28	748 x 500 x 711	1,284
	VLFL-203528	35 3/8 x 19 1/16 x 28	898 x 500 x 711	1,310
Two-door bookcase	VBL-202928	29 7/16 x 19 1/16 x 28	748 x 500 x 711	1,012
	VBL-203528	35 3/8 x 19 1/16 x 28	898 x 500 x 711	1,052
One-door bookcase: hinges on left	VBL-201828-L	17 3/4 x 19 1/16 x 28	450 x 500 x 711	822
One-door bookcase: hinges on right	VBL-201828-R	17 3/4 x 19 1/16 x 28	450 x 500 x 711	822

**Specification notes**

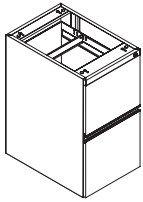
- ▶ Bookcase storage units include an adjustable shelf.
- ▶ Lock and linear handles are the same color.
- ▶ Suspension bars (left-right), in letter or legal format, included with lateral file storage unit (VLFL).
- ▶ Must be attached under a work surface equal to or deeper than 20" (508 mm).
- ▶ Position the fixed low storage units next to a panel bracket or end support panel.

Handle/lock colors	Sample order
N Black S Silver	VLFL- 20 29 28 N, G-ACA, G-ACA
	 Product code    Depth    Width    Height    Handle/lock color    Color code    Door/drawer color code

**Metal fixed pedestals with laminate drawer fronts**



Fixed box/box/file



Fixed file/file

Metal, Charcoal color.

Specify drawer front laminate color code.

Specification	Code	W x D x H (in)	W x D x H (mm)	Price
Box/box/file	VPMUFL-1522	14 7/8 x 21 3/8 x 28	372 x 540 x 713	875
File/file	VPMFFL-1522	14 7/8 x 21 3/8 x 28	372 x 540 x 713	713

**Specification notes**

- ▶ Must be attached under a work surface equal to or deeper than 24" (610 mm).
- ▶ Lock and linear handles are the same color.
- ▶ Suspension bars (left-right) included with file drawer.
- ▶ Pencil tray is included in box drawer.
- ▶ Metal casing comes in Charcoal color only. Laminate drawer fronts.
- ▶ Position the metal fixed pedestals next to a panel bracket or end support panel.

**Handle/lock colors**

- N Black
- S Silver

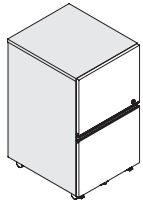
**Sample order**

VPMUFL- 15 22 N, G-ACA  
 | | | | |  
 Product code | Height | Drawer front color code  
 | | | | |  
 Depth | Handle/lock color

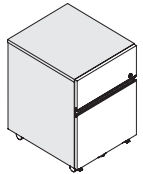
**Laminate mobile pedestals**



Mobile box/box/file



Mobile file/file



Mobile box/file

Specify handle and laminate color codes.

Specification	Code	W x D x H (in)	W x D x H (mm)	Price
Box/box/file	VMPUF-1518	15 3/8 x 17 3/4 x 27	390 x 450 x 689	1,235
File/file	VMPFF-1518	15 3/8 x 17 3/4 x 27	390 x 450 x 689	1,235
Box/file	VMPF-1518	15 3/8 x 17 3/4 x 21 1/2	390 x 450 x 527	1,014

**Specification notes**

- ▶ Fits under a work surface.
- ▶ Lock and linear handles are the same color.
- ▶ Casters are black with locking casters in front.
- ▶ Suspension bars (left-right) included with file drawer.
- ▶ Pencil tray is included in box drawer.
- ▶ Can accommodate a VCU-1518 cushion.

**Handle/lock colors**

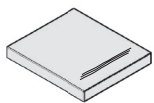
- N Black
- S Silver

**Sample order**

VMPUF- 15 18 N, G-ACA, G-ACA

Product code | Width | Height | Handle/lock color | Color code | Drawer front color code

**Pedestal cushion**



Specification	Code	W x D x H (in)	W x D x H (mm)	Price
For use on a 17 3/4" (450 mm) deep laminate mobile pedestal	VCU-1518	15 3/8 x 17 3/4 x 2	390 x 450 x 51	289

**Specification notes**

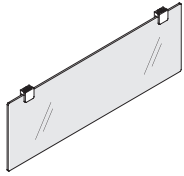
- ▶ These prices are applicable for United Chair Grade 1 fabrics. For other grades, add: Grade 2: 10%; Grade 3: 15%.
- ▶ Self-fastening band included.

**Sample order**

VCU- 15 18, AE10

Product code | Width | Depth | Upholstery selection

**Modesty screens**



Frosted acrylic modesty screen

Brushed chrome color supports and mounting hardware included.

Specification	Code	W x D x H (in)	W x D x H (mm)	Price
<b>Frosted acrylic</b>				
Screen height:	VMODT-1230, SK-1E	30 x 1/4 x 12	762 x 6 x 305	343
12" (305 mm)	VMODT-1236, SK-1E	36 x 1/4 x 12	914 x 6 x 305	381
	VMODT-1248, SK-1E	48 x 1/4 x 12	1219 x 6 x 305	438





Specification notes	Sample order
<ul style="list-style-type: none"> <li>Provides a visual barrier beneath a work surface.</li> <li>To be mounted beneath a surface with a straight side with a clearance equal to or greater than the modesty screen width.</li> <li>For a selection of laminate modesty panels, consult the Nvision general price book.</li> <li>Field assembly required.</li> </ul>	<p>VMODT- 12 30, SK-1E</p> <p>Product code   Height   Width   Acrylic</p>

## NVISION STANDARD FABRIC COLLECTIONS




### Crystalline

CR-1	Concentric
CR-2	Dolomite
CR-3	Evaporite
CR-4	Mineral
CR-5	Stalagmite
CR-6	Travertine





### Kio

ZR-1	Jib
ZR-2	 Sentra
ZR-3	Jeanlin
ZR-4	 Yippi Kio
ZR-6	 Bennett
ZR-8	Cascade
ZR-9	 TSJ
ZR-11	Reeds Lake

### Puzzler

7L-C	Clue
7L-CR	 Cryptic
7L-E	 Enigma
7L-I	Intrigue
7L-M	Maze
7L-R	 Riddle

### Tailored

PY-AL	Alter
PY-BU	Buttons
PY-FC	 French Chalk
PY-MA	Mannequin
PY-SE	Seam
PY-SU	 Suit
PY-TH	 Thread
PY-TR	 Tradition

## ACCENT COLOR

### \*Trim/Metal

TR-AK Chalk

\*Some exceptions apply. Items in the 2017 Nvision general price book not offered in TR-E and TR-G accent colors are also not offered in TR-AK.

## DOOR/PANEL (SPECIALS)

### High pressure laminate finish

HC-AK Chalk

 = QUICKSHIP PROGRAM

Nvision has achieved GREENGUARD GOLD Certification.