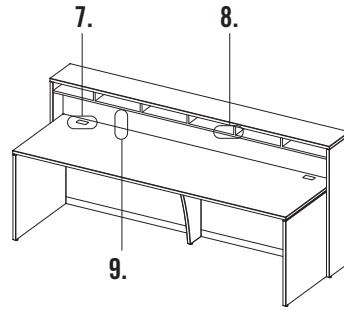
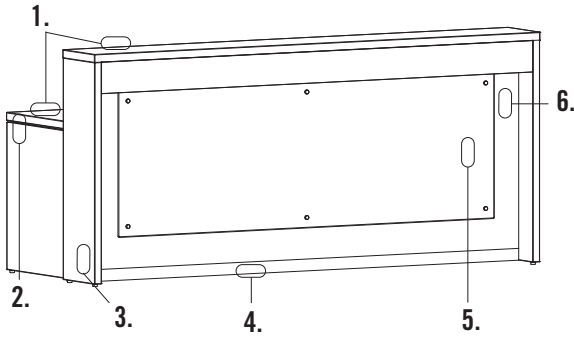


RECEPTION Furniture



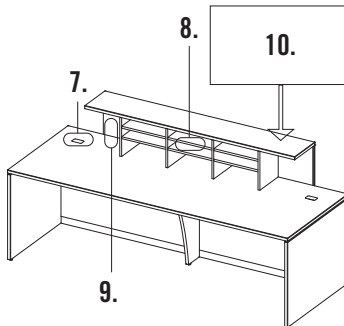
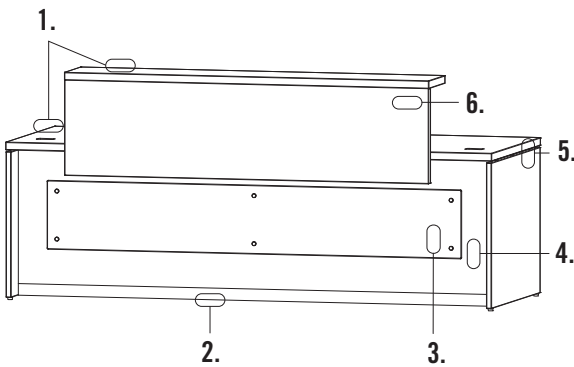
GENERAL CHARACTERISTICS

MORPHEO STYLE, 43" H



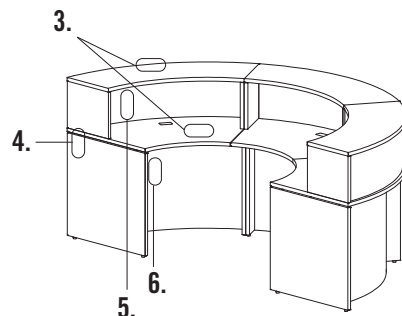
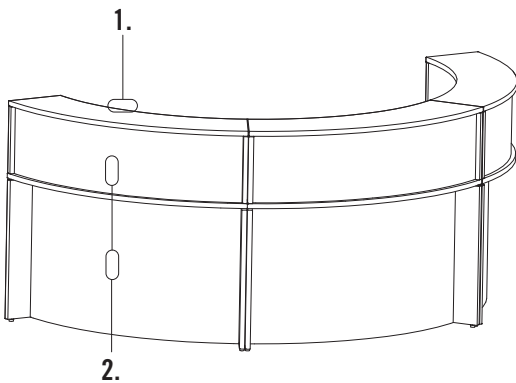
1. Thermofused or high-pressure laminate surfaces, 1" (25 mm) or 1½" (38 mm) thick.
2. Aluminum spacers.
3. Panel, 1" (25 mm) or 1½" (38 mm) thick.
4. Anodized aluminum kickplate (optional).
5. Front acrylic panel option: T Translucent or X Matrix (optional).
6. Recessed modesty panel. Available space to accommodate a lighting unit: 4½" (115 mm) deep, 2½" (64 mm) high. Lighting unit sold separately (LGC-LED_).
7. 2 grommets at both ends.
8. Pigeonholes accommodate legal size documents.
9. Clearance under shelf: 9½" (233 mm) under a 1" (25 mm) shelf, 8⅝" (220 mm) under a 1½" (38 mm) shelf. Space can accommodate a LGC-TK4809H tackboard.

MORPHEO STYLE, 29" H

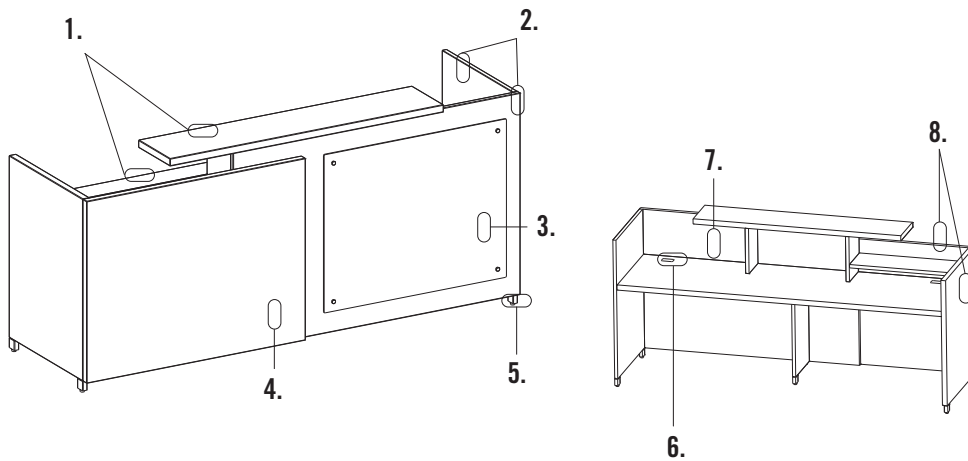


1. Thermofused or high-pressure laminate surfaces, 1" (25 mm) or 1½" (38 mm) thick.
2. Anodized aluminum kickplate (optional).
3. Front acrylic panel option: T Translucent or X Matrix (optional).
4. Recessed modesty panel. Available space to accommodate a lighting unit: 5¼" (134 mm) deep. Lighting unit sold separately (LGC-LED_).
5. Aluminum spacers.
6. Panel, 1" (25 mm) or 1½" (38 mm) thick.
7. 2 grommets at both ends.
8. Modular countertop has pigeonholes to accommodate legal size documents.
9. Clearance under shelf: 12½" (318 mm) under a 1" (25 mm) shelf, 12" (306 mm) under a 1½" (38 mm) shelf.
10. Ability to convert a standard rectangular desk into a reception station by adding a modular countertop.

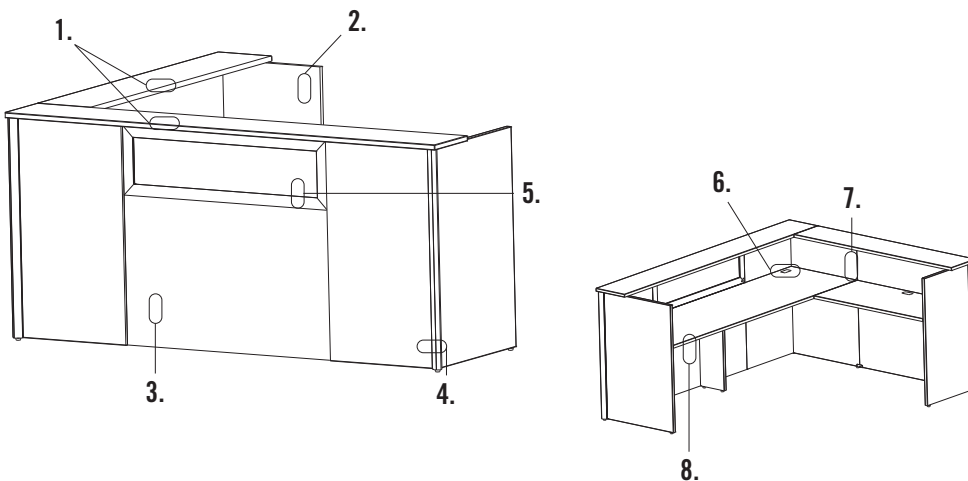
MORPHEO STYLE, 60° AND 90°



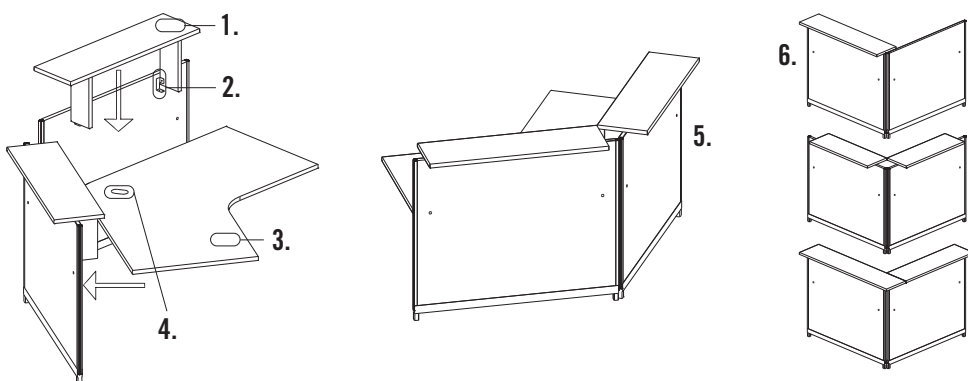
1. Modular countertops.
2. High-pressure laminate recessed front and modesty panel.
3. Thermofused or high-pressure laminate surfaces, 1" (25 mm) or 1½" (38 mm) thick.
4. Aluminum spacers.
5. Clearance under shelf: 12½" (318 mm).
6. Can accommodate a suspended pedestal MNN_-F or 18" (448 mm) deep modular pedestals (sold separately).

QUAD STYLE


1. Thermofused or high-pressure laminate surfaces, 1½" (38 mm) thick.
2. Panels, 1" (25 mm) thick.
3. Front acrylic panel (optional).
4. 1½" (38 mm) thick panel juxtaposed on a 1" (25 mm) thick panel.
5. Metal legs in accent color Silver (S) or Anthracite Grey (A).
6. 2 grommets at both ends.
7. Clearance under shelf: 12¼" (311 mm).
8. Panels, 1½" (38 mm) thick.
9. Reception returns available to match with desks.

CONCEPT 3 STYLE


1. Thermofused laminate surfaces, 1" (25 mm).
2. Reversible return shell (sold separately) accommodates a C3-UF18 modular pedestal (sold separately).
3. ⅝" (16 mm) panel between two 1" (25 mm) panels.
4. Anodized aluminum legs.
5. Anodized aluminum frame with translucent acrylic insert.
6. 2 grommets at both ends.
7. Clearance under shelf: 12½" (318 mm).
8. Desk accommodates C3-FF24 or C3-UF24 modular pedestals (sold separately).

PANGRAM STYLE – TRANSACTION COUNTERTOP AND 120° SURFACE FOR 41" H PANGRAM PANELS



1. 1" (25 mm) thermofused laminate shelves installed on 41" H (1040 mm) PanGram panels.
 2. Shelf assembly hardware installs under the work surface. Clearance under shelf: 12⅞" (327 mm).
 3. 1" (25 mm) 120° thermofused laminate surface.
 4. 1 grommet in the center.
 5. The transaction shelf can only be installed under the work surface which is attached to a 41" H (1040 mm) panel.
 6. The length of the transaction shelf can be the same or different than the length of PanGram panel.
- Refer to the PanGram section, page 123, for selection of required elements.



EDGEBANDING

Furniture with 1" and 1½" (25 and 38 mm) thick tops.

N Edge




Smooth, 1/8" (3 mm) thick edge.

The N edge is matched with the finish specified for the surface.

Furniture with 1½" (38 mm) thick tops.


Textured 1 Edge



Textured, 5/32" (4mm) thick edge.

The textured 1 and 2 edges are available (and in matching color) ONLY when a wood grain finish is specified for the surface.


Textured 2 Edge




HANDLES



A – Arcade




C – Cubic



K – Classic



W – Waterfall



Z – Straight

LEGS



Q – Square



V – Round

ALUMINUM KICKPLATE



M – Anodized Aluminum

MODESTY PANELS / DOOR INSERTS




T – Translucent



X – Matrix

ACCENT COLORS



S – Silver



A – Anthracite Grey

Exception: Furniture with aluminum doors or kickplate are available in Silver anodized aluminum only.

CODIFICATION

Series	Options			
	Thickness	Edgebanding	Handles / Legs	Accent color
M	1 Thermofused laminate 1"	N Smooth edge	A Arcade C Cubic K Classic W Waterfall Z Straight	A Anthracite Grey S Silver
	2 High-pressure laminate 1"			
	5 Thermofused laminate 1½"	2 Textured edge		
	6 High-pressure laminate 1½"			

W x D x H (in)	W x D x H (mm)	Code	All Laminate (\$)	HPL Surfaces (\$)
Reception desks with transaction countertop, 43" H				
<i>Transaction countertop with pigeonholes. Full-height modesty panel. Can accommodate 1 or 2 pedestals. 2 grommets on the work surface and 2 wiring accesses allowing the passage of electrical cables for a lighting unit on the front of the modesty panel. Lighting sold separately (LGC-LED_ _).</i>				
96 x 36 x 42¾	2400 x 900 x 1087	M_NN_-GS369643S	2,346	2,822
84 x 36 x 42¾	2100 x 900 x 1087	M_NN_-GS368443S	2,236	2,678
72 x 36 x 42¾	1800 x 900 x 1087	M_NN_-GS367243S	2,126	2,555
1" (25 mm) surfaces: Clearance of 9 1/8" (233 mm) under the countertop. Specify the surface type (1, 2). Edge N. Specify the accent color (A, S).				
97 x 36 x 43 5/16	2425 x 900 x 1100	M_N_N_-GS369743S	2,579	3,101
85 x 36 x 43 5/16	2125 x 900 x 1100	M_N_N_-GS368543S	2,451	2,950
73 x 36 x 43 5/16	1825 x 900 x 1100	M_N_N_-GS367343S	2,336	2,800

96": 6 pigeonholes.
84": 5 pigeonholes.
72": 4 pigeonholes.

Aluminum kickplate option: specify S at the accent option, M at the end of the code and add \$174. Ex.: M__NS-GC489743M.

Packaged in 2 boxes.

W x D x H (in)	W x D x H (mm)	Code	All Laminate (\$)	HPL Surfaces (\$)
Right extended corner reception desks, 43" H				
<i>Transaction countertop with pigeonholes. Full-height modesty panel. Can accommodate 1 or 2 pedestals. 2 grommets on the work surface and 2 wiring accesses allowing the passage of electrical cables for a lighting unit on the front of the modesty panel. Lighting sold separately (LGC-LED_ _).</i>				
96 x 48 x 42¾	2400 x 1200 x 1087	M_NN_-GC489643	2,719	3,256
84 x 48 x 42¾	2100 x 1200 x 1087	M_NN_-GC488443	2,579	3,101
72 x 48 x 42¾	1800 x 1200 x 1087	M_NN_-GC487243	2,451	2,950
1" (25 mm) surfaces: Clearance of 9 1/8" (233 mm) under the countertop. Specify the surface type (1, 2). Edge N. Specify the accent color (A, S).				
97 x 48 x 43 5/16	2425 x 1200 x 1100	M_N_N_-GC489743	2,985	3,581
85 x 48 x 43 5/16	2125 x 1200 x 1100	M_N_N_-GC488543	2,840	3,414
73 x 48 x 43 5/16	1825 x 1200 x 1100	M_N_N_-GC487343	2,694	3,234

96": 6 pigeonholes.
84": 5 pigeonholes.
72": 4 pigeonholes.

Aluminum kickplate option: specify S at the accent option, M at the end of the code and add \$174. Ex.: M__NS-GC489743M.

Packaged in 3 boxes.



W x D x H (in)	W x D x H (mm)	Code	All Laminate (\$)	HPL Surfaces (\$)
Left extended corner reception desks, 43" H				
<i>Transaction countertop with pigeonholes. Full-height modesty panel. Can accommodate 1 or 2 pedestals. 2 grommets on the work surface and 2 wiring accesses allowing the passage of electrical cables for a lighting unit on the front of the modesty panel. Lighting sold separately (LGC-LED_).</i>				
96 x 48 x 42 ³ / ₄	2400 x 1200 x 1087	M_NN_-GC964843	2,719	3,256
84 x 48 x 42 ³ / ₄	2100 x 1200 x 1087	M_NN_-GC844843	2,579	3,101
72 x 48 x 42 ³ / ₄	1800 x 1200 x 1087	M_NN_-GC724843	2,451	2,950
1" (25 mm) surfaces: Clearance of 9 ¹ / ₈ " (233 mm) under the countertop.				
Specify the surface type (1, 2). Edge N. Specify the accent color (A, S).				
97 x 48 x 43 ⁵ / ₁₆	2425 x 1200 x 1100	M_N_-GC974843	2,985	3,581
85 x 48 x 43 ⁵ / ₁₆	2125 x 1200 x 1100	M_N_-GC854843	2,840	3,414
73 x 48 x 43 ⁵ / ₁₆	1825 x 1200 x 1100	M_N_-GC734843	2,694	3,234

96": 6 pigeonholes.
84": 5 pigeonholes.
72": 4 pigeonholes.

Aluminum kickplate option: specify S at the accent option, M at the end of the code and add \$174. Ex.:
M__NS-GC489743M.

Packaged in 3 boxes.

W x D x H (in)	W x D x H (mm)	Code	All Laminate (\$)	HPL Surfaces (\$)
Rectangular desks, 36" D				
<i>Recessed, full-height modesty panel. Can accommodate 1 or 2 pedestals. 2 grommets.</i>				
96 x 36 x 29 ³ / ₈	2400 x 900 x 744	M_NN_-GS3696S	1,071	1,280
84 x 36 x 29 ³ / ₈	2100 x 900 x 744	M_NN_-GS3684S	1,015	1,224
72 x 36 x 29 ³ / ₈	1800 x 900 x 744	M_NN_-GS3672S	967	1,165
Specify the surface type (1, 2). Edge N. Specify the accent color (A, S).				

Aluminum kickplate option: specify S at the accent option, M at the end of the code and add \$174. Ex.:
M__NS-GC489743M.

W x D x H (in)	W x D x H (mm)	Code	All Laminate (\$)	HPL Surfaces (\$)
Rectangular desks, 30" D				
<i>Recessed, full-height modesty panel. Can accommodate 1 or 2 pedestals. 2 grommets.</i>				
72 x 30 x 29 ³ / ₈	1800 x 750 x 744	M_NN_-GS3072S	909	1,091
60 x 30 x 29 ³ / ₈	1500 x 750 x 744	M_NN_-GS3060S	864	1,032
48 x 30 x 29 ³ / ₈	1200 x 750 x 744	M_NN_-GS3048S	817	991
36 x 30 x 29 ³ / ₈	900 x 750 x 744	M_NN_-GS3036S	782	946
Specify the surface type (1, 2). Edge N. Specify the accent color (A, S). Specify leg panel choice at the end of the code (A, B, C).				

72" to 60": 2 grommets.
48" to 36": 1 grommet.

Aluminum kickplate option: specify S at the accent option, M before leg choice and add \$174. Ex.:
M__NS-GC9648MA.

AVAILABLE LEG OPTIONS



(A) 2 full-width legs



(B) 1 full, 1 recessed

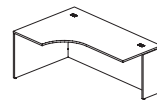
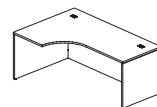


(B) 1 recessed, 1 full



(C) 2 recessed legs

W x D x H (in)	W x D x H (mm)	Code	All Laminate (\$)	HPL Surfaces (\$)
Right extended corner desks				
<i>Recessed, full-height modesty panel. Can accommodate 1 pedestal. 2 grommets.</i>				
96 x 48 x 29 ³ / ₈	2400 x 1200 x 744	M_NN_-GC4896_	1,530	1,831
84 x 48 x 29 ³ / ₈	2100 x 1200 x 744	M_NN_-GC4884_	1,460	1,749
72 x 48 x 29 ³ / ₈	1800 x 1200 x 744	M_NN_-GC4872_	1,396	1,670



96" to 84": Packaged in 2 boxes.

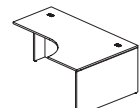
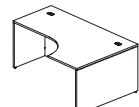
Aluminum kickplate option: specify S at the accent option, M before leg choice and add \$174. Ex.:
M__NS-GC9648MA.

Specify the surface type (1, 2). Edge N. Specify the accent color (A, S). Specify leg panel choice at the end of the code (A, B).

96 x 48 x 29 ³ / ₈	2400 x 1200 x 757	M_N_-GC4896_	1,675	2,017
84 x 48 x 29 ³ / ₈	2100 x 1200 x 757	M_N_-GC4884_	1,612	1,924
72 x 48 x 29 ³ / ₈	1800 x 1200 x 757	M_N_-GC4872_	1,536	1,844

Specify the surface type (5, 6). Specify the edge (N, 1, 2). Specify the accent color (A, S). Specify leg panel choice at the end of the code (A, B).

W x D x H (in)	W x D x H (mm)	Code	All Laminate (\$)	HPL Surfaces (\$)
Left extended corner desks				
<i>Recessed, full-height modesty panel. Can accommodate 1 pedestal. Pedestal sold separately. 2 grommets.</i>				
96 x 48 x 29 ³ / ₈	2400 x 1200 x 744	M_NN_-GC9648_	1,530	1,831
84 x 48 x 29 ³ / ₈	2100 x 1200 x 744	M_NN_-GC8448_	1,460	1,749
72 x 48 x 29 ³ / ₈	1800 x 1200 x 744	M_NN_-GC7248_	1,396	1,670



96" to 84": Packaged in 2 boxes.

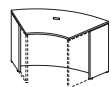
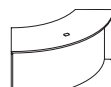
Aluminum kickplate option: specify S at the accent option, M before leg choice and add \$174. Ex.:
M__NS-GC9648MA.

Specify the surface type (1, 2). Edge N. Specify the accent color (A, S). Specify leg panel choice at the end of the code (A, B).

96 x 48 x 29 ³ / ₈	2400 x 1200 x 757	M_N_-GC9648_	1,675	2,017
84 x 48 x 29 ³ / ₈	2100 x 1200 x 757	M_N_-GC8448_	1,612	1,924
72 x 48 x 29 ³ / ₈	1800 x 1200 x 757	M_N_-GC7248_	1,536	1,844

Specify the surface type (5, 6). Specify the edge (N, 1, 2). Specify the accent color (A, S). Specify leg panel choice at the end of the code (A, B).

W x D x H (in)	W x D x H (mm)	Code	All Laminate (\$)	HPL Surfaces (\$)
Curved desks, 90°				
<i>Recessed, full-height curved modesty panel. 30" (750 mm) deep. Can accommodate 1 hanging pedestal MNN_-F or a modular 18" deep pedestal. 1 grommet.</i>				
54 x 54 x 29 ³ / ₈	1350 x 1350 x 744	M_NN_-GRD90_	3,054	3,664



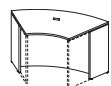
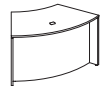
Packaged in 2 boxes.

Specify the surface type (1, 2). Edge N. Specify the accent color (A, S). Specify leg panel choice at the end of the code (A, B, C).

54 x 54 x 29 ³ / ₈	1350 x 1350 x 757	M_N_-GRD90_	3,356	4,022
--	-------------------	-------------	-------	-------

Specify the surface type (5, 6). Specify the edge (N, 1, 2). Specify the accent color (A, S). Specify leg panel choice at the end of the code (A, B, C).

W x D x H (in)	W x D x H (mm)	Code	All Laminate (\$)	HPL Surfaces (\$)
Curved desks, 60°				
<i>Recessed, full-height curved modesty panel. 30" (750 mm) deep. Can accommodate 1 hanging pedestal MNN_-F or a modular 18" deep pedestal. Pedestal sold separately. 1 grommet.</i>				
42 x 47 x 29 ³ / ₈	1049 x 1168 x 744	M_NN_-GRD60_	2,788	3,344




Packaged in 2 boxes.

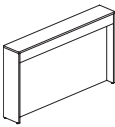
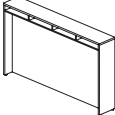
Specify the surface type (1, 2). Edge N. Specify the accent color (A, S). Specify leg panel choice at the end of the code (A, B, C).

42 x 47 x 29 ³ / ₈	1049 x 1168 x 757	M_N_-GRD60_	3,054	3,664
--	-------------------	-------------	-------	-------

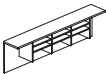
Specify the surface type (5, 6). Specify the edge (N, 1, 2). Specify the accent color (A, S). Specify leg panel choice at the end of the code (A, B, C).



	W x D x H (in)	W x D x H (mm)	Code	All Laminate (\$)	HPL Surfaces (\$)
ADA counters	<i>Clearance of 30" (764 mm) under the countertop. Kneespace of 18 7/8" (480 mm). Half-height modesty panel.</i>				
	36 x 35 x 31	900 x 883 x 777	M_NNN-G303632	690	835
	36 x 29 x 31	900 x 733 x 777	M_NNN-G243632	656	788
	Specify the surface type (1, 2). Edge N.				
	36 x 35 x 32	900 x 883 x 802	M__NN-G303632	759	909
	36 x 29 x 32	900 x 733 x 802	M__NN-G243632	724	870
	Specify the surface type (5, 6). Specify the edge (N, 1, 2).				

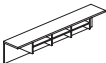
	W x D x H (in)	W x D x H (mm)	Code	All Laminate (\$)	HPL Surfaces (\$)
Modular countertops, 43" H	<i>Recessed, full-height modesty panel. 4 pigeonholes. 1 wiring access allowing the passage of electrical cables for a lighting unit on the front of the modesty panel. Lighting sold separately (LGC-LED__). Can be use on all standard 72" (1800 mm) Lacasse desk. Can not be used with a table with metal legs.</i>				
	73 x 12 x 42 3/4	1857 x 300 x 1087	M_NNN-MC7343	1,265	1,518
	Specify the surface type (1, 2). Edge N.				
	74 x 12 x 43 9/16	1880 x 300 x 1100	M__NN-MC7443	1,396	1,670
	Specify the surface type (5, 6). Specify the edge (N, 1, 2).				

Aluminum kickplate option: change M__N to: M__M, add \$174.

	W x D x H (in)	W x D x H (mm)	Code	All Laminate (\$)	HPL Surfaces (\$)
Modular countertops / shelves, 14" H	<i>Removable shelves. 1 tone only.</i>				
	72 x 12 x 13 1/2	1800 x 300 x 344	M_NNN-MC7214DV	1,101	1,321
	66 x 12 x 13 1/2	1650 x 300 x 344	M_NNN-MC6614DV	1,044	1,259
	60 x 12 x 13 1/2	1500 x 300 x 344	M_NNN-MC6014DV	996	1,194
	54 x 12 x 13 1/2	1350 x 300 x 344	M_NNN-MC5414DV	951	1,140
	48 x 12 x 13 1/2	1200 x 300 x 344	M_NNN-MC4814DV	904	1,084
	42 x 12 x 13 1/2	1050 x 300 x 344	M_NNN-MC4214DV	858	1,025
	36 x 12 x 13 1/2	900 x 300 x 344	M_NNN-MC3614DV	812	986
	1" (25 mm) surfaces: Clearance of 12 1/2" (318 mm) under the countertop. Specify the surface type (1, 2). Edge N.				

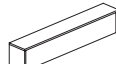
72": 6 pigeonholes.
66" to 60": 4 pigeonholes.
54" to 36": 2 pigeonholes.

	72 x 12 x 13 1/2	1800 x 300 x 344	M__NN-MC7214DV	1,206	1,444
	66 x 12 x 13 1/2	1650 x 300 x 344	M__NN-MC6614DV	1,148	1,380
	60 x 12 x 13 1/2	1500 x 300 x 344	M__NN-MC6014DV	1,091	1,310
	54 x 12 x 13 1/2	1350 x 300 x 344	M__NN-MC5414DV	1,032	1,240
	48 x 12 x 13 1/2	1200 x 300 x 344	M__NN-MC4814DV	986	1,181
	42 x 12 x 13 1/2	1050 x 300 x 344	M__NN-MC4214DV	933	1,120
	36 x 12 x 13 1/2	900 x 300 x 344	M__NN-MC3614DV	887	1,071
	1 1/2" (38 mm) surfaces: Clearance of 12" (306 mm) under the countertop. Specify the surface type (5, 6). Specify the edge (N, 1, 2).				



	W x D x H (in)	W x D x H (mm)	Code	All Laminate (\$)	HPL Surfaces (\$)
Modular countertops / shelves, 8" H	<i>Removable shelves. 1 tone only.</i>				
	72 x 12 x 8 1/2	1800 x 300 x 214	M_NNN-MC7208DV	881	1,066
	66 x 12 x 8 1/2	1650 x 300 x 214	M_NNN-MC6608DV	840	1,003
	60 x 12 x 8 1/2	1500 x 300 x 214	M_NNN-MC6008DV	793	956
	54 x 12 x 8 1/2	1350 x 300 x 214	M_NNN-MC5408DV	759	909
	48 x 12 x 8 1/2	1200 x 300 x 214	M_NNN-MC4808DV	724	870
	42 x 12 x 8 1/2	1050 x 300 x 214	M_NNN-MC4208DV	684	817
	36 x 12 x 8 1/2	900 x 300 x 214	M_NNN-MC3608DV	649	782
	1" (25 mm) surfaces: Clearance of 7 3/8" (188 mm) under the countertop. Specify the surface type (1, 2). Edge N.				



72": 3 pigeonholes.
66" to 60": 2 pigeonholes.
54" to 36": 1 pigeonhole.

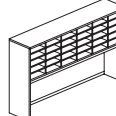

	W x D x H (in)	W x D x H (mm)	Code	All Laminate (\$)	HPL Surfaces (\$)
Modular countertops / shelves, 8" H (con't)	72 x 12 x 8 1/2	1800 x 300 x 214	M__NN-MC7208DV	967	1,165
	66 x 12 x 8 1/2	1650 x 300 x 214	M__NN-MC6608DV	922	1,106
	60 x 12 x 8 1/2	1500 x 300 x 214	M__NN-MC6008DV	876	1,044
	54 x 12 x 8 1/2	1350 x 300 x 214	M__NN-MC5408DV	835	996
	48 x 12 x 8 1/2	1200 x 300 x 214	M__NN-MC4808DV	793	956
	42 x 12 x 8 1/2	1050 x 300 x 214	M__NN-MC4208DV	754	904
	36 x 12 x 8 1/2	900 x 300 x 214	M__NN-MC3608DV	714	864
	1 1/2" (38 mm) surfaces: Clearance of 6 7/8" (176 mm) under the countertop. Specify the surface type (5, 6). Specify the edge (N, 1, 2).				

	W x D x H (in)	W x D x H (mm)	Code	All Laminate (\$)	HPL Surfaces (\$)
Modular countertops, 14" H	<i>Countertops for rectangular desks. Can accommodate a tackboard, refer to page 175.</i>				
	72 x 12 x 13 1/2	1800 x 300 x 344	M_NNN-MC7214	446	534
	60 x 12 x 13 1/2	1500 x 300 x 344	M_NNN-MC6014	424	516
	48 x 12 x 13 1/2	1200 x 300 x 344	M_NNN-MC4814	405	482
	36 x 12 x 13 1/2	900 x 300 x 344	M_NNN-MC3614	383	464
	1" (25 mm) surfaces: Clearance of 12 1/2" (318 mm) under the countertop. Specify the surface type (1, 2). Edge N.				

	72 x 12 x 13 1/2	1800 x 300 x 344	M__NN-MC7214	487	591
	60 x 12 x 13 1/2	1500 x 300 x 344	M__NN-MC6014	464	556
	48 x 12 x 13 1/2	1200 x 300 x 344	M__NN-MC4814	446	534
	36 x 12 x 13 1/2	900 x 300 x 344	M__NN-MC3614	424	516
	1 1/2" (38 mm) surfaces: Clearance of 12" (306 mm) under the countertop. Specify the surface type (5, 6). Specify the edge (N, 1, 2).				

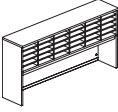

	W x D x H (in)	W x D x H (mm)	Code	All Laminate (\$)	HPL Surfaces (\$)
Curved modular countertops, 90°	<i>For 90° curved desks.</i>				
	54 x 54 x 13 1/2	1350 x 1350 x 344	M_NNN-MCRD90	2,168	2,589
	1" (25 mm) surfaces: Clearance of 12 1/2" (318 mm) under the countertop. Specify the surface type (1, 2). Edge N.				
	54 x 54 x 13 1/2	1350 x 1350 x 344	M__NN-MCRD90	2,405	2,880
	Surfaces 1 1/2" (38 mm): Clearance of 12" (306 mm) under the countertop. Specify the surface type (5, 6). Specify the edge (N, 1, 2).				


	W x D x H (in)	W x D x H (mm)	Code	All Laminate (\$)	HPL Surfaces (\$)
Curved modular countertops, 60°	<i>For 60° curved desks.</i>				
	42 x 47 x 13 1/2	1049 x 1168 x 344	M_NNN-MCRD60	2,063	2,474
	1" (25 mm) surfaces: Clearance of 12 1/2" (318 mm) under the countertop. Specify the surface type (1, 2). Edge N.				
	42 x 47 x 13 1/2	1049 x 1168 x 344	M__NN-MCRD60	2,290	2,747
	1 1/2" (38 mm) surfaces: Clearance of 12" (306 mm) under the countertop. Specify the surface type (5, 6). Specify the edge (N, 1, 2).				


	W x D x H (in)	W x D x H (mm)	Code	All Laminate (\$)	HPL Surfaces (\$)
Hutches with pigeonholes, 44" H	<i>Clearance: 20 1/2". Removable shelves. Grommet. Full-width wire access. Can accommodate a tackboard, refer to page 175.</i>				
	72 x 16 x 44	1800 x 400 x 1099	M1NN_-EDV7244	2,035	—
	36 x 16 x 44	900 x 400 x 1099	M1NN_-EDV3644	1,530	—
	Edge N. Specify the accent color (A, S). To be used with 1" surfaces.				
	72 x 16 x 44	1800 x 400 x 1099	M5_N_-EDV7244	2,242	—
	36 x 16 x 44	900 x 400 x 1099	M5_N_-EDV3644	1,686	—
	Specify the edge (N, 1, 2). Specify the accent color (A, S). To be used with 1 1/2" surfaces.				

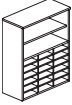
72": 30 pigeonholes.
36": 15 pigeonholes.





	W x D x H (in)	W x D x H (mm)	Code	All Laminate (\$)	HPL Surfaces (\$)
Hutches with pigeonholes, 36" H	<i>Clearance 17" (432 mm). Removable shelves. Grommet. Full-width wire access. Can accommodate a tackboard, refer to page 175.</i>				
	72 x 16 x 36	1800 x 400 x 900	M1NN_-EDV7236	1,907	–
	36 x 16 x 36	900 x 400 x 900	M1NN_-EDV3636	1,402	–
	Edge N. Specify the accent color (A, S). To be used with 1" surfaces.				
	72 x 16 x 36	1800 x 400 x 900	M5_N_-EDV7236	2,116	–
	36 x 16 x 36	900 x 400 x 900	M5_N_-EDV3636	1,559	–
Specify the edge (N, 1, 2). Specify the accent color (A, S). To be used with 1½" surfaces.					

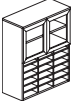
Vertical pigeonholes, 44" H	<i>33 pigeonholes with removable shelves.</i>				
	36 x 16 x 44	900 x 400 x 1099	M1NNN-DV3644	1,769	–
	Edge N. To be used with 1" surfaces.				
	36 x 16 x 44	900 x 400 x 1099	M5_NN-DV3644	1,947	–
Specify the edge (N, 1, 2). To be used with 1½" surfaces.					


Vertical pigeonholes, 36" H	<i>24 pigeonholes with removable shelves.</i>				
	36 x 16 x 36	900 x 400 x 900	M1NNN-DV3636	1,670	–
	Edge N. To be used with 1" surfaces.				
	36 x 16 x 36	900 x 400 x 900	M5_NN-DV3636	1,854	–
Specify the edge (N, 1, 2). To be used with 1½" surfaces.					


Open bookcase hutches with pigeonholes, 44" H	<i>1 adjustable shelf. 18 pigeonholes with removable shelves.</i>				
	36 x 16 x 44	900 x 400 x 1099	M1NNN-EBDV3644	1,530	–
	Edge N. To be used with 1" surfaces.				
	36 x 16 x 44	900 x 400 x 1099	M5_NN-EBDV3644	1,675	–
Specify the edge (N, 1, 2). To be used with 1½" surfaces.					

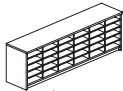

Open bookcase hutches with pigeonholes, 36" H	<i>12 pigeonholes with removable shelves.</i>				
	36 x 16 x 36	900 x 400 x 900	M1NNN-EBDV3636	1,431	–
	Edge N. To be used with 1" surfaces.				
	36 x 16 x 36	900 x 400 x 900	M5_NN-EBDV3636	1,582	–
Specify the edge (N, 1, 2). To be used with 1½" surfaces.					


Bookcase hutches with doors and pigeonholes, 44" H	<i>1 adjustable shelf. 18 pigeonholes with removable shelves.</i>				
	36 x 16 x 44	900 x 400 x 1099	M1NNN-EBDV3644P	1,791	–
	Edge N. To be used with 1" surfaces.				
	36 x 16 x 44	900 x 400 x 1099	M5_NN-EBDV3644P	1,970	–
Specify the edge (N, 1, 2). To be used with 1½" surfaces.					

	Door insert options, change P Laminate for:				
	T Translucent, add \$289; X Matrix, add \$521				


Bookcase hutches with doors and pigeonholes, 36" H	<i>12 pigeonholes with removable shelves.</i>				
	36 x 16 x 36	900 x 400 x 900	M1NNN-EBDV3636P	1,698	–
	Edge N. To be used with 1" surfaces.				
	36 x 16 x 36	900 x 400 x 900	M5_NN-EBDV3636P	1,879	–
Specify the edge (N, 1, 2). To be used with 1½" surfaces.					

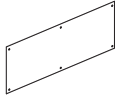
	Door insert options, change P Laminate for:				
	T Translucent, add \$289; X Matrix, add \$521				

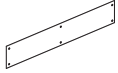
	W x D x H (in)	W x D x H (mm)	Code	All Laminate (\$)	HPL Surfaces (\$)
Wall-mounted hutches with pigeonholes	<i>Removable shelves. Can accommodate a tackboard, refer to page 175.</i>				
	72 x 16 x 22½	1800 x 400 x 567	M1NNN-EMDV7222	2,196	–
	36 x 16 x 22½	900 x 400 x 567	M1NNN-EMDV3622	1,791	–
	Edge N.				
	72 x 16 x 22½	1800 x 400 x 567	M5_NN-EMDV7222	2,415	–
	36 x 16 x 22½	900 x 400 x 567	M5_NN-EMDV3622	1,953	–
Specify the edge (N, 1, 2).					
72": 30 pigeonholes. 36": 15 pigeonholes.					


Lateral file units with pigeonholes	<i>1 file drawer with suspension bar. Lock. 9 pigeonholes with removable shelves.</i>				
	36 x 24 x 29¾	900 x 600 x 757	M_N_-_-2436DVLF	1,589	1,907
	36 x 20 x 29¾	900 x 500 x 757	M_N_-_-2036DVLF	1,513	1,815
Specify the surface type (1, 2). Edge N. Specify handle code (A, C, K, W, Z). Specify the accent color (A, S).					

	36 x 24 x 29¾	900 x 600 x 744	M_-_-_-2436DVLF	1,749	2,105
	36 x 20 x 29¾	900 x 500 x 744	M_-_-_-2036DVLF	1,663	2,000
Specify the surface type (5, 6). Specify the edge (N, 1, 2). Specify handle code (A, C, K, W, Z). Specify the accent color (A, S).					

Modular pedestal with pigeonholes	<i>3 pigeonholes with removable shelves. 1 file drawer with suspension bar. Lock. Must be installed under a work surface. 1 tone only.</i>				
	15 x 18 x 28	388 x 466 x 721	MNN_-_-P1518DVFL	881	–
	Specify handle code (A, C, K, W, Z). Specify the accent color (A, S).				

Front screens, 27" H	<i>Translucent acrylic screen with silver metal supports. For 43" H reception desks.</i>				
	81 x ¼ x 27½/16	2047 x 6 x 694	MNNNN-SC8127T	824	–
	69 x ¼ x 27½/16	1747 x 6 x 694	MNNNN-SC6927T	748	–
	57 x ¼ x 27½/16	1447 x 6 x 694	MNNNN-SC5727T	626	–
Screen option, change T Translucent to: X Matrix, add \$348.					

Front screens, 14" H	<i>Translucent acrylic screen with silver metal supports. For 29" H reception desks.</i>				
	81 x ¼ x 13¾/4	2047 x 6 x 350	MNNNN-SC8114T	424	–
	69 x ¼ x 13¾/4	1747 x 6 x 350	MNNNN-SC6914T	392	–
	57 x ¼ x 13¾/4	1447 x 6 x 350	MNNNN-SC5714T	329	–
Screen option, change T Translucent to: X Matrix, add \$232.					

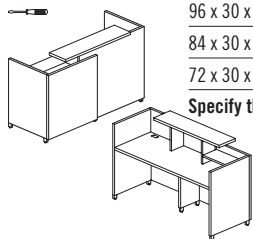
Tackboard	<i>Mounts to 43" H reception desks. The price shown is applicable for United Chair® Grade 1 fabrics. For other grades add: Grade 2: 10%, Grade 3: 15%, Grade 4: 20%, Grade 5: 25%. Specify the fabric code after the product code.</i>				
	48 x ½ x 8¼/4	1200 x 13 x 210	MNNNN-TK4809	435	–
	Specify the fabric code after the product code.				
All United Chair® standard fabrics (except vinyls and leathers) are available.					



CODIFICATION

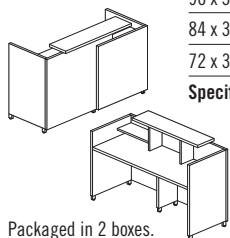
Series	Options	
	Thickness	Accent color
Q	5 Thermofused laminate 1½" top	A Anthracite Grey
	6 High-pressure laminate 1½" top	S Silver
	N N/A	N N/A

	W x D x H (in)	W x D x H (mm)	Code	All Laminate (\$)	HPL Surfaces (\$)
Left reception desks with transaction shelf, 43" H	<i>Full-height modesty panel with 1½" thick juxtaposed panel and 1" thick straight panel. 2 grommets. Clearance of 12¼" (311 mm) under the transaction shelf. Can accommodate 1 QNN_-P1518UFL or QNN_-P1518FFL modular pedestal.</i>				
	96 x 30 x 43½/16	2400 x 750 x 1100	Q_N_-GS3096S	2,451	2,950
	84 x 30 x 43½/16	2100 x 750 x 1100	Q_N_-GS3084S	2,336	2,800
	72 x 30 x 43½/16	1800 x 750 x 1100	Q_N_-GS3072S	2,215	2,660



Packaged in 2 boxes.

	W x D x H (in)	W x D x H (mm)	Code	All Laminate (\$)	HPL Surfaces (\$)
Right reception desks with transaction shelf, 43" H	<i>Full-height modesty panel with 1½" thick juxtaposed panel and 1" thick straight panel. 2 grommets. Clearance of 12¼" (311 mm) under the transaction shelf. Can accommodate 1 QNN_-P1518UFL or QNN_-P1518FFL modular pedestal.</i>				
	96 x 30 x 43½/16	2400 x 750 x 1100	Q_N_-S30966S	2,451	2,950
	84 x 30 x 43½/16	2100 x 750 x 1100	Q_N_-S30846S	2,336	2,800
	72 x 30 x 43½/16	1800 x 750 x 1100	Q_N_-S30726S	2,215	2,660



Packaged in 2 boxes.

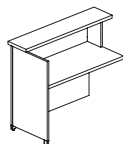
Specify the surface type (5, 6). Specify the accent color (A, S).

Specify the surface type (5, 6). Specify the accent color (A, S).

	W x D x H (in)	W x D x H (mm)	Code	All Laminate (\$)	HPL Surfaces (\$)
Front screens, 32" H	<i>Translucent acrylic screen with silver metal supports. For 43" H reception desks.</i>				
	40 x ¼ x 31½/2	1000 x 6 x 800	QNNN-SC4032T	530	—
	34 x ¼ x 31½/2	850 x 6 x 800	QNNN-SC3432T	443	—
	28 x ¼ x 31½/2	700 x 6 x 800	QNNN-SC2832T	355	—

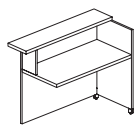


	W x D x H (in)	W x D x H (mm)	Code	All Laminate (\$)	HPL Surfaces (\$)
Return-shells with transaction shelf – left	<i>Full-height modesty panel. Clearance of 12¼" (311 mm) under the transaction shelf. Can accommodate a pedestal.</i>				
	48 x 24 x 43½/16	1200 x 600 x 1100	Q_N_-GS244843R	1,130	1,355
	42 x 24 x 43½/16	1050 x 600 x 1100	Q_N_-GS244243R	1,071	1,285



Specify the surface type (5, 6). Specify the accent color (A, S).

	W x D x H (in)	W x D x H (mm)	Code	All Laminate (\$)	HPL Surfaces (\$)
Return-shells with transaction shelf – right	<i>Full-height modesty panel. Clearance of 12¼" (311 mm) under the transaction shelf. Can accommodate a pedestal.</i>				
	48 x 24 x 43½/16	1200 x 600 x 1100	Q_N_-GR244843S	1,130	1,355
	42 x 24 x 43½/16	1050 x 600 x 1100	Q_N_-GR244243S	1,071	1,285

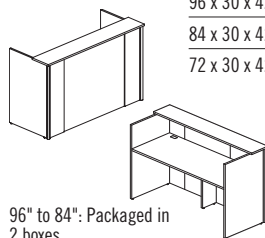


Specify the surface type (5, 6). Specify the accent color (A, S).

RECEPTION FURNITURE – CONCEPT 3

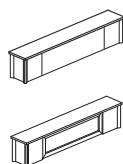


	W x D x H (in)	W x D x H (mm)	Code	All Laminate (\$)	HPL Surfaces (\$)
Reception desks with transaction shelf, 43" H	<i>Full-height modesty panel. 2 grommets. Clearance of 12½" (318 mm) under the transaction shelf. Can accommodate 1 C3-UF18, C3-UF24 or C3-FF24 pedestal.</i>				
	96 x 30 x 42½/2	2400 x 750 x 1079	C3-GS3096S	1,907	—
	84 x 30 x 42½/2	2100 x 750 x 1079	C3-GS3084S	1,815	—
	72 x 30 x 42½/2	1800 x 750 x 1079	C3-GS3072S	1,727	—



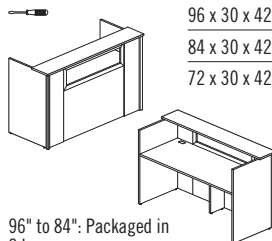
96" to 84": Packaged in 2 boxes.

	W x D x H (in)	W x D x H (mm)	Code	All Laminate (\$)	HPL Surfaces (\$)
Modular countertops, 14" H	<i>Can be used on all standard 72" (1800 mm) Lacasse desks. Clearance of 12½" (318 mm) under the countertop.</i>				
	72 x 12 x 13½/2	1800 x 300 x 344	C3-MC7214	1,140	—
	66 x 12 x 13½/2	1650 x 300 x 344	C3-MC6614	1,084	—



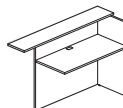
Translucent insert with aluminum frame option, specify at the end of the code: T Translucent, add \$208.

	W x D x H (in)	W x D x H (mm)	Code	All Laminate (\$)	HPL Surfaces (\$)
Translucent front reception desks with transaction shelf, 43" H	<i>Full-height modesty panel includes translucent insert with aluminum frame. 2 grommets. Clearance of 12½" (318 mm) under the transaction shelf. Can accommodate 1 C3-UF18, C3-UF24 or C3-FF24 pedestal.</i>				
	96 x 30 x 42½/2	2400 x 750 x 1079	C3-GS3096ST	2,179	—
	84 x 30 x 42½/2	2100 x 750 x 1079	C3-GS3084ST	2,086	—
	72 x 30 x 42½/2	1800 x 750 x 1079	C3-GS3072ST	1,989	—



96" to 84": Packaged in 2 boxes.

	W x D x H (in)	W x D x H (mm)	Code	All Laminate (\$)	HPL Surfaces (\$)
Return shells	<i>Reversible. 1 grommet. Can accommodate a hanging pedestal C3-UF18.</i>				
	48 x 24 x 42½/2	1200 x 600 x 1079	C3-GR2448S	1,020	—
	42 x 24 x 42½/2	1050 x 600 x 1079	C3-GR2442S	967	—



	W x D x H (in)	W x D x H (mm)	Code	All Laminate (\$)	HPL Surfaces (\$)
Hanging combination pedestal	<i>2 box drawers, 1 file drawer with suspension bar. Pencil tray. Lock. Must be installed under a work surface. 1 tone only.</i>				
	15 x 18 x 26	388 x 448 x 628	C3-UF18	835	—



ASSEMBLY REQUIRED

NOT PART OF THE QUICKSHIP PROGRAM